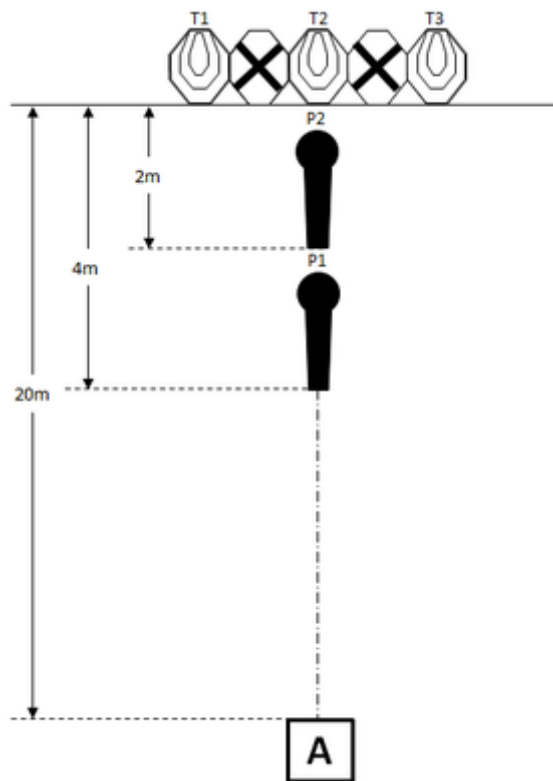


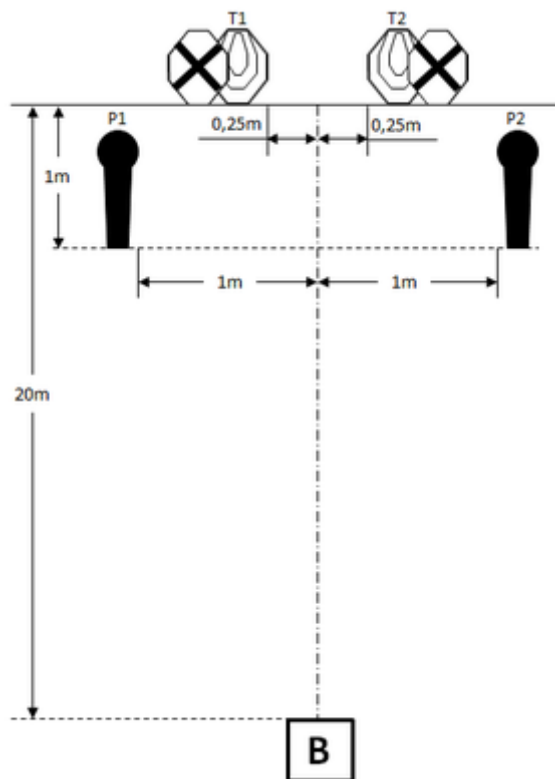
# 1. Miniatyrgevär-05



|         |                                    |            |        |
|---------|------------------------------------|------------|--------|
| CoF     | Comstock - Short                   | Points     | 40 p   |
| Targets | 3 paper, 2 popper, Total 5 targets | Min rounds | 8      |
| Firearm | Mini Rifle                         | Match-%    | 28.57% |

|                         |   |  |  |
|-------------------------|---|--|--|
| Procedure               | Rifle ready condition: Loaded (Option 1). After the audible start signal engage.  |  |  |
| Starting position       | Standing erect in area "A", stock touching the competitor at hip level.   |  |  |
| Firearm ready condition |   |  |  |
| Start on                | Audible signal  |  |  |
| Stop on                 | Last shot   |  |  |
| Penalties               | As per current rulebook   |  |  |
| Safety angles           | As shown by Range Officer   |  |  |
| Setup notes             | Set IPSC Targets/No Shoots to 1.52m to the top of the targets. Area "A" is 1m by 1m. Non-falling poppers must be repainted between each attempt at COF. |  |  |

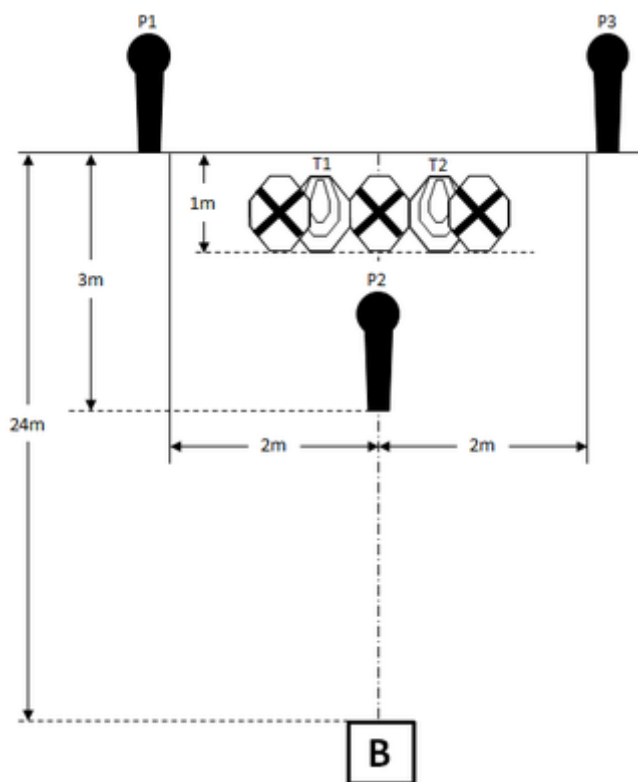
## 2. Miniatyrgevär-35



|         |                                    |            |        |
|---------|------------------------------------|------------|--------|
| CoF     | Comstock - Short                   | Points     | 30 p   |
| Targets | 2 paper, 2 popper, Total 4 targets | Min rounds | 6      |
| Firearm | Mini Rifle                         | Match-%    | 21.43% |

|                         |   |  |  |
|-------------------------|---|--|--|
| Procedure               | Rifle ready condition: Loaded (Option 1). After the audible start signal engage.  |  |  |
| Starting position       | Standing erect in area "B", stock touching the competitor at hip level.   |  |  |
| Firearm ready condition |   |  |  |
| Start on                | Audible signal  |  |  |
| Stop on                 | Last shot   |  |  |
| Penalties               | As per current rulebook   |  |  |
| Safety angles           | As shown by Range Officer   |  |  |
| Setup notes             | Set IPSC Targets/No Shoots to 1.52m to the top of the targets. Area "B" is located 20m from T1 & T2 and is 1m by 1m. Non-falling poppers must be repainted between each attempt at COF. |  |  |

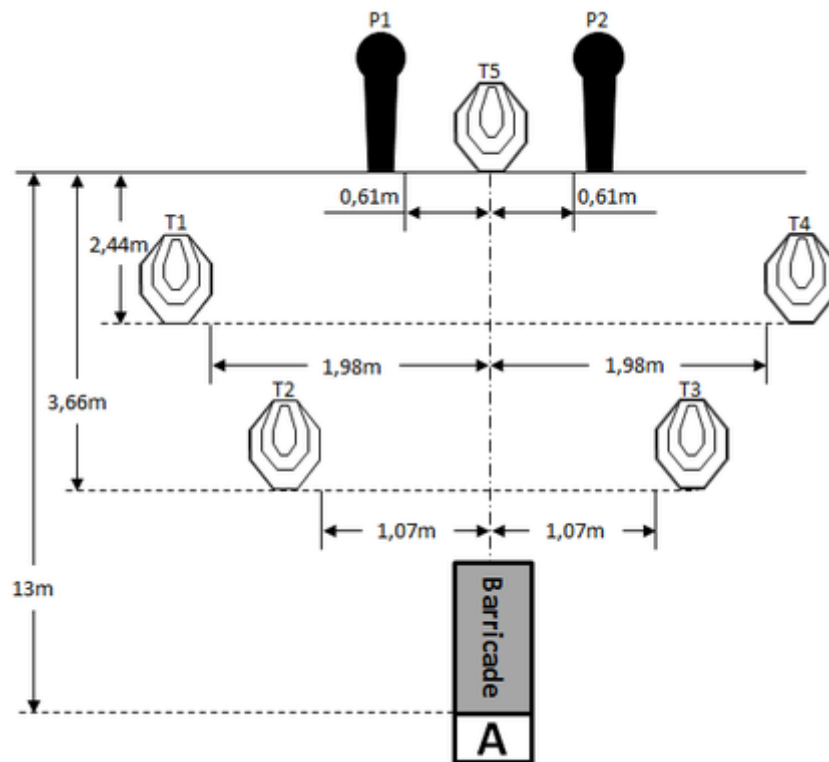
### 3. Miniatyrgevär-01



|         |                                    |            |        |
|---------|------------------------------------|------------|--------|
| CoF     | Comstock - Short                   | Points     | 35 p   |
| Targets | 2 paper, 3 popper, Total 5 targets | Min rounds | 7      |
| Firearm | Mini Rifle                         | Match-%    | 25.00% |

|                         |   |  |  |
|-------------------------|---|--|--|
| Procedure               | Rifle ready condition: Loaded (Option 1). After the audible start signal engage.  |  |  |
| Starting position       | Standing erect in area "B", stock touching the competitor at hip level.   |  |  |
| Firearm ready condition |   |  |  |
| Start on                | Audible signal  |  |  |
| Stop on                 | Last shot   |  |  |
| Penalties               | As per current rulebook   |  |  |
| Safety angles           | As shown by Range Officer   |  |  |
| Setup notes             | Set IPSC Targets/No Shoots to 1.52m to the top of the targets. Area "B" is located 24m from P1 & P3 and is 1m by 1m. Non-falling poppers must be repainted between each attempt at COF. |  |  |

## 4. Miniatyrgevär-57



|         |                                    |            |        |
|---------|------------------------------------|------------|--------|
| CoF     | Comstock - Short                   | Points     | 35 p   |
| Targets | 5 paper, 2 popper, Total 7 targets | Min rounds | 7      |
| Firearm | Mini Rifle                         | Match-%    | 25.00% |

|                         |  |  |  |
|-------------------------|--|--|--|
| Procedure               | Rifle ready condition: Loaded (Option 1). After the audible start signal engage alternatively IPSC Targets T1 and T2 from the left side of the barricade or IPSC Targets T3 and T4 from the right side of the barricade. Then alternatively engage IPSC Targets T3 and T4 from the right side of the barricade or IPSC Targets T1 and T2 from the left side of the barricade. IPSC Target T5, IPSC Popper P1 and P2 may be shot from either side of the barricade. |  |  |
| Starting position       | Standing erect in area "A", stock touching the competitor at hip level.  |  |  |
| Firearm ready condition |  |  |  |
| Start on                | Audible signal   |  |  |
| Stop on                 | Last shot  |  |  |
| Penalties               | As per current rulebook  |  |  |
| Safety angles           | As shown by Range Officer  |  |  |
| Setup notes             | Set IPSC Targets to 1.52m to the top of the targets. Area "A" is 0,61m by 0,92m. The barricade is 0,61m wide and 1,83m high. Non-falling poppers must be repainted between each attempt at COF.  |  |  |