



# 1. Stage 1



CoF	Comstock - Medium	Points	110 p
Targets	11 paper, 1 no-shoot, Total 11 targets	Min rounds	22
Firearm	Handgun	Match-%	20.56%

Procedure	On start signal engage all targets as they become visible within the demarcated area. Tirethreads on ground = faultline
Starting position	Sitting in chair, hands on top of head. Gun and all magazines to be used on table
Firearm ready condition	
Start on	Audible signal
Stop on	Last shot
Penalties	As per current edition of rules
Safety angles	Left: tape, end of building, right: 90deg when facing berm, vertical: top of berm, but max 20 degrees over horizontal when reloading
Setup notes	


## 2. Stage 2



CoF	Comstock - Medium	Points	100 p
Targets	10 paper, 2 no-shoot, Total 10 targets	Min rounds	20
Firearm	Handgun	Match-%	18.69%

Procedure	On start signal engage all targets as they become visible within the demarcated area. Tirethreads on ground = faultline.
Starting position	Standing relaxed in box A. Gun on 1 barrel, all mags to be used on other
Firearm ready condition	
Start on	Audible signal
Stop on	Last shot
Penalties	As per current edition of rules
Safety angles	Left: tape, end of building, right: 90deg when facing berm, vertical: top of berm, but max 20 degrees over horizontal when reloading
Setup notes	


### 3. Stage 3



CoF	Comstock - Long	Points	125 p
Targets	12 paper, 1 popper, 2 no-shoot, Total 13 targets	Min rounds	25
Firearm	Handgun	Match-%	23.36%

Procedure	On start signal engage all targets as they become visible within the demarcated area. Tirethreads on ground = faultline. Red/white tape = walls extending up/down to infinity. Competitor can NOT step through door ! Swinger starts when steel target falls Down.		
Starting position	Standing relaxed in box A. Gun loaded & holstered		
Firearm ready condition			
Start on	Audible signal		
Stop on	Last shot		
Penalties	As per current edition of rules		
Safety angles	Left: tape, end of building, right: 90deg when facing berm, vertical: top of berm, but max 20 degrees over horizontal when reloading		
Setup notes			


## 4. Stage 4



CoF	Comstock - Medium	Points	120 p
Targets	10 paper, 4 plates, 4 no-shoot, Total 14 targets	Min rounds	24
Firearm	Handgun	Match-%	22.43%

Procedure	On start signal engage all targets as they become visible within the demarcated area. Tirethreads on ground = faultline. Steel must fall to score.		
Starting position	Standing relaxed in box A. Gun loaded & holstered		
Firearm ready condition			
Start on	Audible signal		
Stop on	Last shot		
Penalties	As per current edition of rules		
Safety angles	Left/right: 90deg when facing berm, vertical: top of berm (logs), but max 20 degrees over horizontal when reloading		
Setup notes			

## 5. Stage 5



CoF	Comstock - Medium	Points	80 p
Targets	4 paper, 2 no-shoot, Total 4 targets	Min rounds	16
Firearm	Handgun	Match-%	14.95%

Procedure	
Starting position	Gun loaded & holstered
Firearm ready condition	
Start on	Audible signal
Stop on	Last shot
Penalties	As per current edition of rules
Safety angles	Left/right: 90deg when facing berm, vertical: top of berm (logs), but max 20 degrees over horizontal when reloading
Setup notes	Pistol landslagscupen runde 3