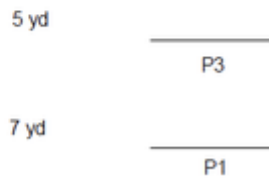
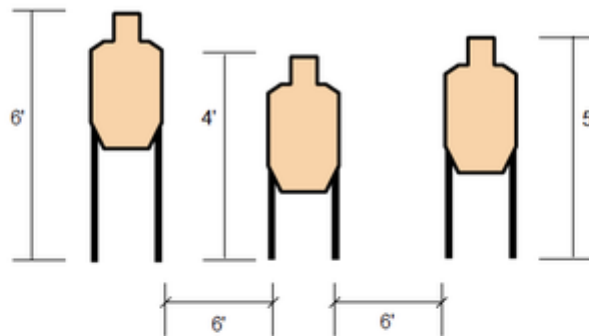


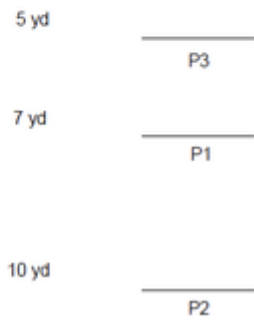
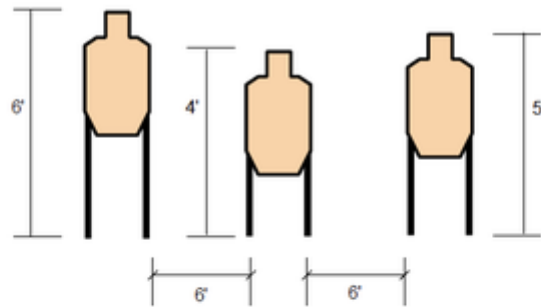
1. IDPA Classifier Stage 1



| | | | | | |
|---------|----------|---------|-----------|---------|----|
| Scoring | Limited | Firearm | Handgun | Rounds | 24 |
| Targets | 3 paper, | Total | 3 targets | Strings | 3 |

| | |
|----------------------|--|
| Scenario & Procedure | String 1 (12 shots): Load exactly 6 rounds in the firearm. Draw and fire 2 shots to each body, re-load from slide-lock and fire 2 shots at each head. String 2 (6 shots): Draw and fire 2 shots at each target strong hand only. String 3 (6 shots): Start with firearm in weak hand, pointed down range at a 45 degree down angle, safety may be off but the trigger finger must be out of trigger guard. Fire 2 shots at each target weak hand only. |
| Start pos | Shooter Position 1 (P1) |
| Start on | Audible signal |
| Stop on | Last shot |
| Penalties | As per current edition of rules |
| Safety | L/R |
| Setup | See image |

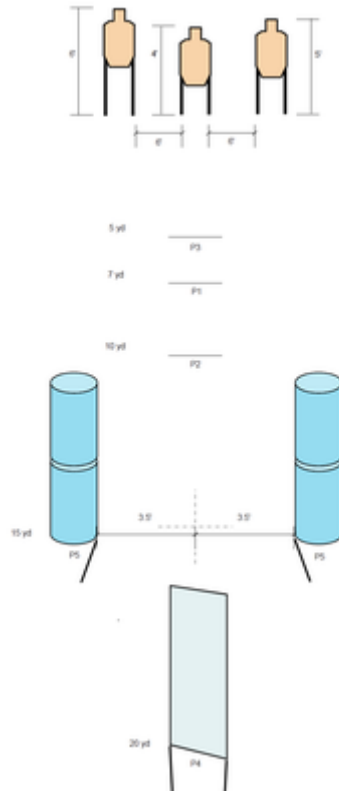
2. IDPA Classifier Stage 2



| | | | | | |
|---------|----------|---------|-----------|---------|----|
| Scoring | Limited | Firearm | Handgun | Rounds | 24 |
| Targets | 3 paper, | Total | 3 targets | Strings | 3 |

| | |
|----------------------|--|
| Scenario & Procedure | String 1 (12 shots): Load exactly 6 rounds total in the firearm at P2. Start back to the target, turn, draw and fire 2 rounds to each target, re-load from slide-lock and fire 2 more shots at each target. String 2 (6 shots): From the 10 yard line (P2), draw and fire 2 shots at each target while moving forward. Do not cross the line at P3. String 3 (6 shots): From the 5 yard line (P3), draw and fire 2 shots at each target while retreating from the targets. |
| Start pos | Shooter Position 2, Shooter Position 3 The start position for all strings is standing erect with han |
| Start on | Audible signal |
| Stop on | Last shot |
| Penalties | As per current edition of rules |
| Safety | L/R |
| Setup | See image |

3. IDPA Classifier Stage 3



| Scoring | Limited | Firearm | Handgun | Rounds | 24 |
|----------------------|---|---------|-----------|---------|----|
| Targets | 3 paper, | Total | 3 targets | Strings | 2 |
| Scenario & Procedure | <p>String 1 (12 shots): Load exactly 6 rounds total in the firearm at P4. Draw and fire 2 shots at each target using from either side of the barricade, re-load from slide-lock using cover, advance to barrels at the 15 yard line (P5) and fire 2 shots at each target using cover shooting inside of the barrels on either side. Shooter's choice. Shooter may not shoot around outside of barrels without incurring a penalty Per 5.1</p> <p>String 2 (12 shots): Load exactly 6 rounds total in the firearm at P5. Draw and fire 2 shots at each target using cover from inside of the barrels, re-load from slide-lock using cover, move to the opposite barrels and fire 2 shots at each target using cover from inside the barrels. Shooter may not shoot around outside of barrels without incurring a penalty Per 5.1</p> | | | | |
| Start pos | Shooter Position 4, Shooter Position 5 The start position for all strings is standing erect with han | | | | |
| Start on | Audible signal | | | | |
| Stop on | Last shot | | | | |
| Penalties | As per current edition of rules | | | | |
| Safety | L/R | | | | |
| Setup | see image | | | | |