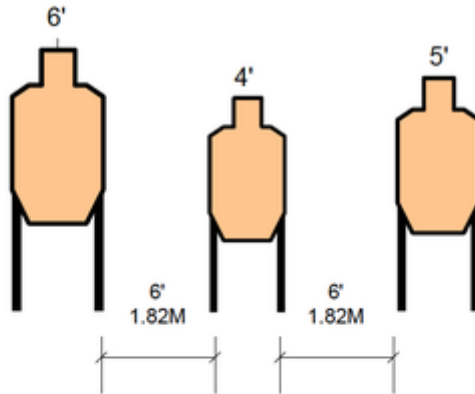

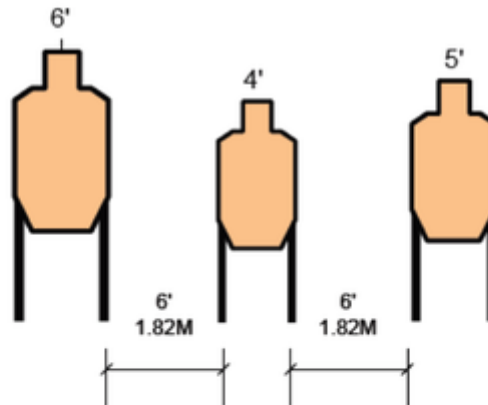


1. PCC Classifier Stage 1



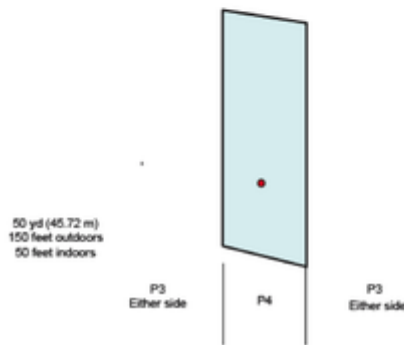
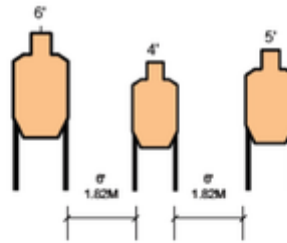
Scoring	Limited	Firearm	Handgun	Rounds	18
Targets	3 paper,	Total	3 targets	Strings	2
Scenario & Procedure	String 1 (9 shots): From Low Ready fire 2 shots to the body and one shot to the head on T2 (center), then 2 to the body and one to the head on T1 and T3 in either order. String 2 (9 shots): From Low Ready fire 3 shots to the head of T2, then 3 shots to the head of T1 & T3 in either order.				
Start pos	Shooter Position 1 (P1)				
Start on	Audible signal				
Stop on	Last shot				
Penalties	As per current edition of rules				
Safety	L/R				
Setup	Where range limitations restrict the distances for this classifier, it is permissible to substitute targets to the 1/3rd practice targets available commercially. In this case the layout using one foot for every yard when marking distances for firing positions and the course of fire remains the same.				

2. PCC Classifier Stage 2



Scoring	Limited	Firearm	Handgun	Rounds	18
Targets	3 paper,	Total	3 targets	Strings	1
Scenario & Procedure	String 1: Load exactly 9 rounds total in the firearm at either P2. From Low Ready fire 3 rounds to each target starting with T2, reload and move to opposite P2 and re-engage with 3 shots each starting with T2.				
Start pos	Shooter Position 2 (P2)				
Start on	Audible signal				
Stop on	Last shot				
Penalties	As per current edition of rules				
Safety	L/R				
Setup	Where range limitations restrict the distances for this classifier, it is permissible to substitute targets to the 1/3rd practice targets available commercially. In this case the layout using one foot for every yard when marking distances for firing positions and the course of fire remains the same.				

3. PCC Classifier Stage 3



Scoring	Limited	Firearm	Handgun	Rounds	18
Targets	3 paper,	Total	3 targets	Strings	2

Scenario & Procedure	String 1 (9 shots): From Low Ready at either P3, fire 3 rounds to each target offhand starting with T2. String 2 (9 shots): From P4 with muzzle touching mark on Barricade, fire 3 shots on each target from either side of the barricade in tactical priority
Start pos	Shooter Position 3 & 4 (P3 P4)
Start on	Audible signal
Stop on	Last shot
Penalties	As per current edition of rules
Safety	L/R
Setup	Note for Limited Ranges: Where range limitations restrict the distances for this classifier, it is permissible to substitute targets to the 1/3rd practice targets available commercially. In this case the layout using one foot for every yard when marking distances for firing positions and the course of fire remains the same.