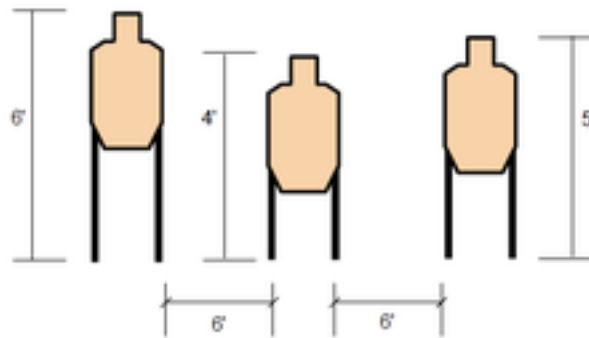
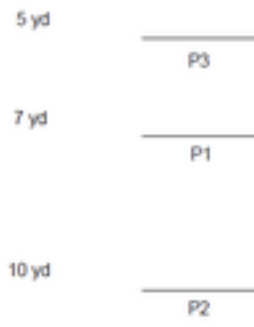
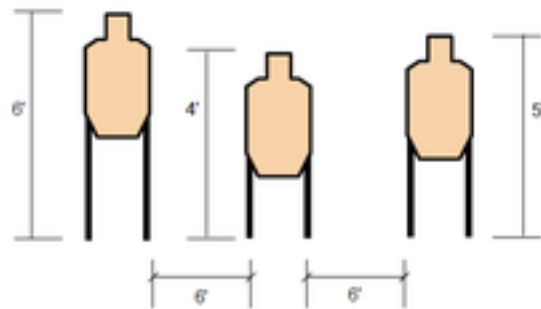


# 1. IDPA Classifier Stage 1



Scoring	Limited	Firearm	Handgun	Rounds	24
Targets	3 paper,	Total	3 targets	Strings	3
Scenario & Procedure	String 1 (12 shots): Load exactly 6 rounds in the firearm. Draw and fire 2 shots to each body, re-load from slide-lock and fire 2 shots at each head. String 2 (6 shots): Draw and fire 2 shots at each target strong hand only. String 3 (6 shots): Start with firearm in weak hand, pointed down range at a 45 degree down angle, safety may be off but the trigger finger must be out of trigger guard. Fire 2 shots at each target weak hand only.				
Start pos	Shooter Position 1 (P1)				
Start on	Audible signal				
Stop on	Last shot				
Penalties	As per current edition of rules				
Safety	L/R				
Setup	See image				

## 2. IDPA Classifier Stage 2



<b>Scoring</b>	Limited	<b>Firearm</b>	Handgun	<b>Rounds</b>	24
<b>Targets</b>	3 paper,	<b>Total</b>	3 targets	<b>Strings</b>	3

<b>Scenario &amp; Procedure</b>	String 1 (12 shots): Load exactly 6 rounds total in the firearm at P2. Start back to the target, turn, draw and fire 2 rounds to each target, re-load from slide-lock and fire 2 more shots at each target. String 2 (6 shots): From the 10 yard line (P2), draw and fire 2 shots at each target while moving forward. Do not cross the line at P3. String 3 (6 shots): From the 5 yard line (P3), draw and fire 2 shots at each target while retreating from the targets.
<b>Start pos</b>	Shooter Position 2, Shooter Position 3 The start position for all strings is standing erect with han
<b>Start on</b>	Audible signal
<b>Stop on</b>	Last shot
<b>Penalties</b>	As per current edition of rules
<b>Safety</b>	L/R
<b>Setup</b>	See image