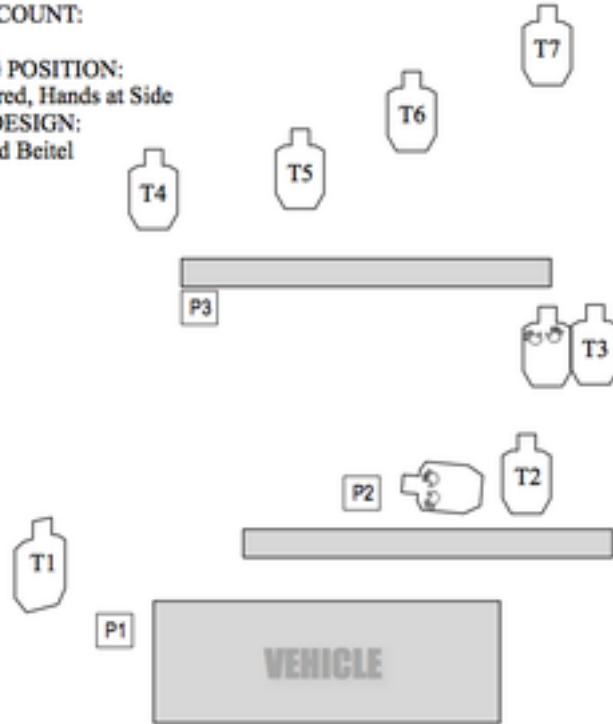


1. Rape in Progress

“Rape in Progress”

VICKERS COUNT:
14 Rounds
STARTING POSITION:
Gun Holstered, Hands at Side
COURSE DESIGN:
Jim Big Bird Beitel

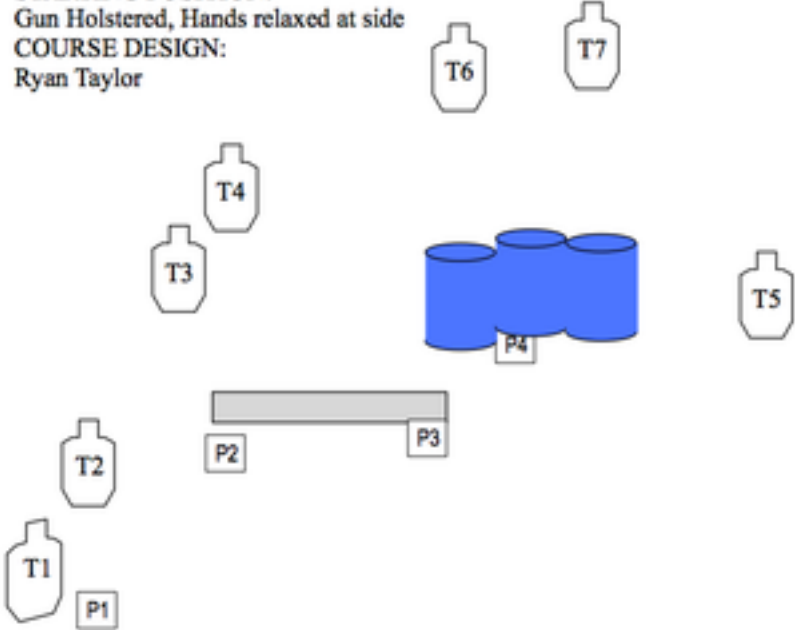


Scoring	Vickers Count	Firearm	Handgun	Rounds	14
Targets	7 paper, 2 no-shoot	Total	7 targets	Strings	1
Scenario & Procedure	Starting at P1 at the signal draw and engage T1 with two rounds. Move dynamically towards P2 and engage T2 and T3 with 2 rounds each. Do a tactical reload and move to P3 and engage T4 thru T7 with 2 rounds each.				
Start pos	Gun loaded & holstered				
Start on	Audible signal				
Stop on	Last shot				
Penalties	As per current edition of rules				
Safety					
Setup					

2. The Low Hedge

“The Low Hedge”

VICKERS COUNT:
 14 Rounds
 STARTING POSITION:
 Gun Holstered, Hands relaxed at side
 COURSE DESIGN:
 Ryan Taylor

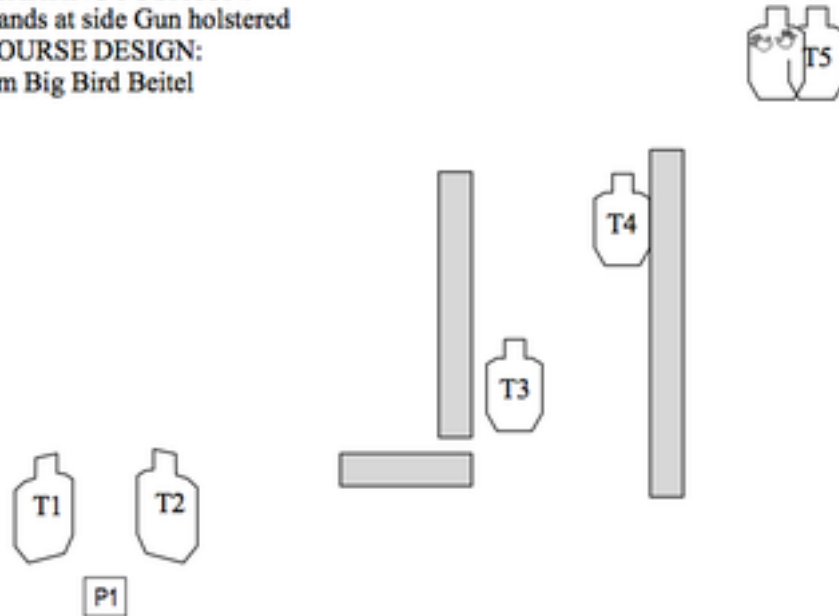


Scoring	Vickers Count	Firearm	Handgun	Rounds	14
Targets	7 paper,	Total	7 targets	Strings	1
Scenario & Procedure	Starting at P1 at signal draw and engage T1 & T2 with 2 rounds each while on the move to P2. From Cover at P2 engage T3 and T4 with 2 rounds each. Move to cover at P3 and engage T5 with 2 rounds. Move to P4 and from cover over the barrels engage T6 and T7 with 2 rounds				
Start pos	Gun loaded & holstered				
Start on	Audible signal				
Stop on	Last shot				
Penalties	As per current edition of rules				
Safety					
Setup					

3. Wrong House Wrong Guy

“Wrong House, Wrong Guy”

VICKERS COUNT:
 10 Rounds
 STARTING POSITION:
 Hands at side Gun holstered
 COURSE DESIGN:
 Jim Big Bird Beitel

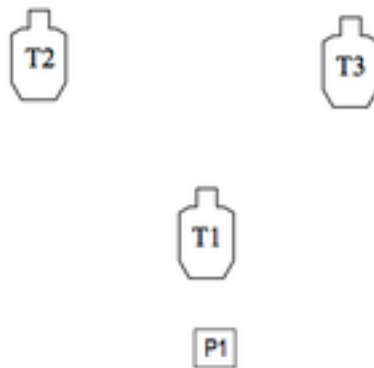


Scoring	Vickers Count	Firearm	Handgun	Rounds	10
Targets	5 paper, 1 no-shoot	Total	5 targets	Strings	1
Scenario & Procedure	Starting at P1 at the signal draw and engage T1 and T2 with 2 rounds each. Do a tactical reload while moving to P2, from P2 go dynamic and engage T3 and T4 with 2 rounds each and T5 with 2 rounds to the head.				
Start pos	Gun loaded & holstered				
Start on	Audible signal				
Stop on	Last shot				
Penalties	As per current edition of rules				
Safety					
Setup					

4. They Got Too Close

“They Got Too Close”

VICKERS COUNT:
 6 Rounds
 STARTING POSITION:
 Hands Relaxed at Side
 COURSE DESIGN:
 Ryan Taylor



Scoring	Vickers Count	Firearm	Handgun	Rounds	6
Targets	3 paper,	Total	3 targets	Strings	1
Scenario & Procedure	Starting at P1 hands relaxed at side , at signal draw and engage T1 with 2 rounds from retention. Then engage T2 and T3 with 2 rounds each while retreating.				
Start pos	Gun loaded & holstered				
Start on	Audible signal				
Stop on	Last shot				
Penalties	As per current edition of rules				
Safety					
Setup					

5. Three Each Drill

“Three Each Drill”

LIMITED VICKERS COUNT:

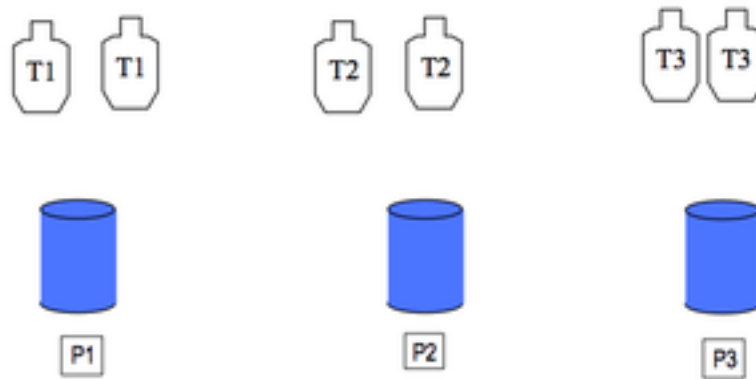
18 Rounds

STARTING POSITION:

Cold Gun on Barrel, Magazine beside it

COURSE DESIGN:

Jim Big Bird Beitel



Scoring	Limited Vickers Count	Firearm	Handgun	Rounds	12
Targets	6 paper,	Total	6 targets	Strings	1

Scenario & Procedure	Cold Gun on Barrel and down loaded magazine with six rounds on each barrel. Starting at P1 hands relaxed at side , at signal retrieve gun and load magazine, engage T1 targets with Mozambique drill, move to P2 and engage T2 targets with 3 rounds to each head, move to P3 and engage T3 targets with 2 rounds center of mass in tactical sequence then 1 head shot to each.
Start pos	Gun unloaded, magazine downloaded with 6 rounds on EACH barrel. Magazine beside gun.
Start on	Audible signal
Stop on	Last shot
Penalties	As per current edition of rules
Safety	
Setup	