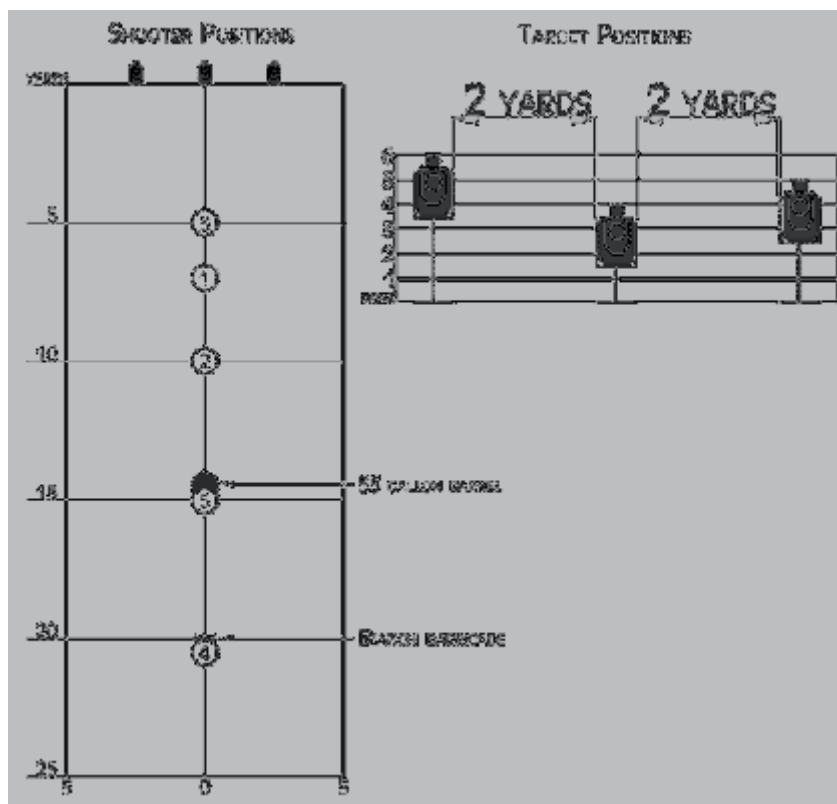
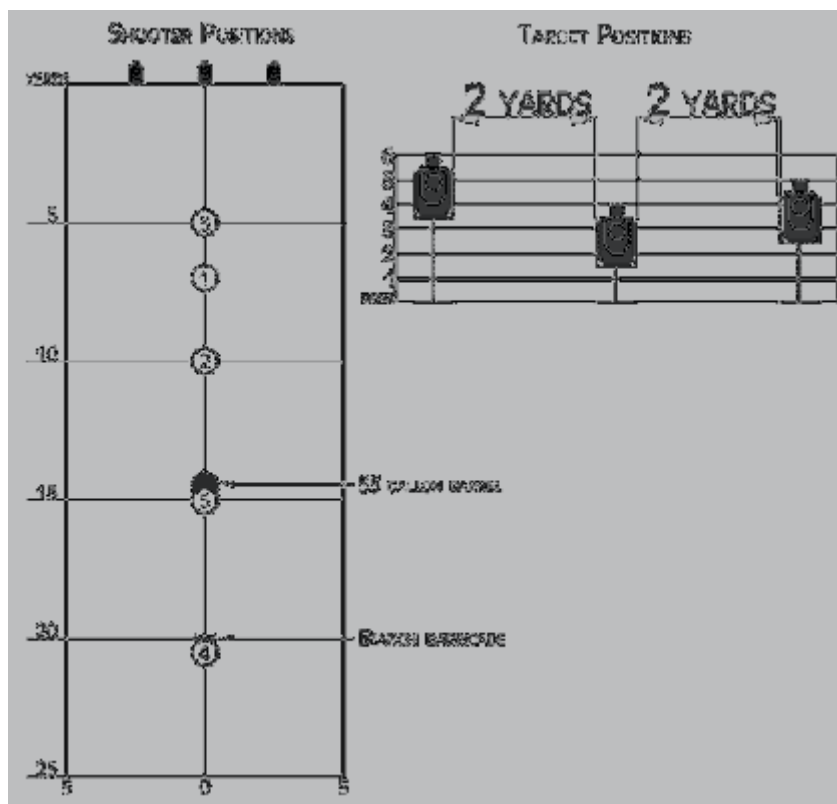


# 1. IDPA Classifier Stage 1



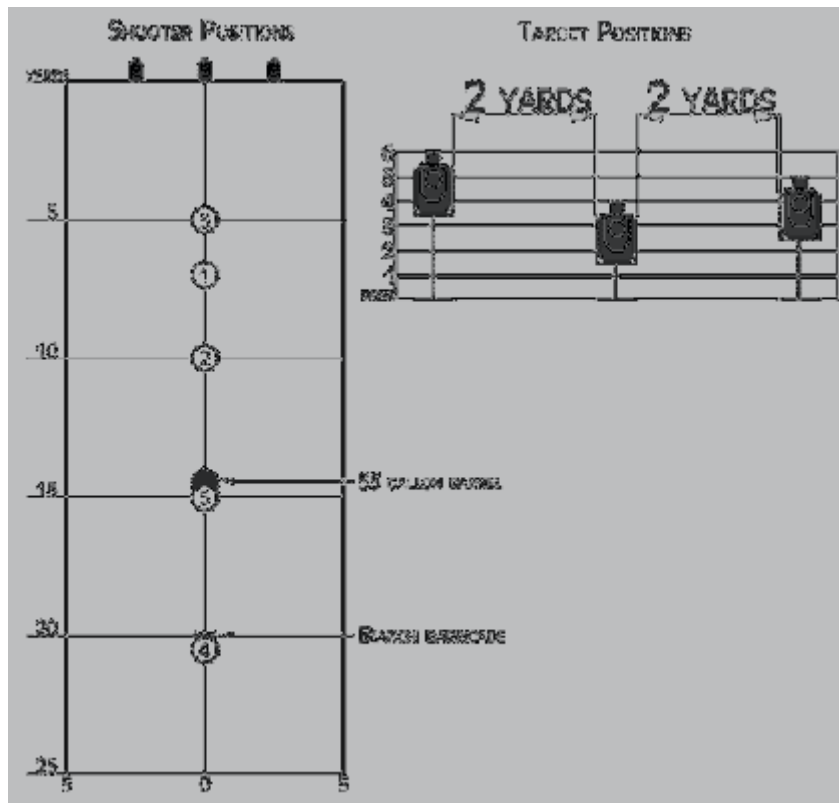
Scoring	Limited Vickers Count	Firearm	Handgun	Rounds	30
Targets	3 paper,	Total	3 targets	Strings	7
Scenario & Procedure	<p>String 1 - Draw and fire two (2) shots to the body and one (1) to the head on T1. (3 shots) String 2 - Draw and fire two (2) shots to the body and one (1) to the head on T2. (3 shots) String 3 - Draw and fire two (2) shots to the body and one (1) to the head on T3. (3 shots) String 4 - Draw and fire two (2) shots at each head T1-T3. (6 shots) *** Hits below the head area should be pasted before shooting String Five *** String 5 - Start with gun in "WEAK" hand pointed down range at a 45° angle, safety may be off, but finger must be out of trigger guard, fire one (1) shot at each T1-T3. WEAK HAND ONLY. (3 shots) String 6 - (Load 3 rounds MAX. in pistol) Start back to targets, turn and fire one (1) shot at each, T1-T3, reload from slide lock and fire one (1) shot at each, T1-T3. (6 shots) String 7 - Draw and fire two (2) shots at each T1-T3 "STRONG" hand only. (6 shots)</p>				
Start pos	Start position for all strings EXCEPT Stage One / String 5 is hands naturally at your sides.				
Start on	Audible signal				
Stop on	Last shot				
Penalties					
Safety	L/R				
Setup	See image				

## 2. IDPA Classifier Stage 2



Scoring	Limited Vickers Count	Firearm	Handgun	Rounds	30
Targets	3 paper,	Total	3 targets	Strings	4
Scenario & Procedure	<p>String #1 - Draw and advance toward targets, fire 2 shots at each T1 - T3 while moving forward (all shots must be fired while moving) there is a forward fault line at the 5yd line for this string. (6 shots) String #2 - Draw and retreat from targets, fire 2 shots at each T1 - T3 while retreating (all shots must be fired while moving). (6 shots) String #3 - (Load 6 rounds MAX. in pistol) Start back to targets, turn and fire 2 shots at each T1 - T3, reload from slide lock and fire 2 shots at each T1 - T3. (12 rounds) - String #4 - Draw and fire 2 shots at each T1 - T3 "STRONG" hand only. (6 shots)</p>				
Start pos	Position #2				
Start on	Audible signal				
Stop on	Last shot				
Penalties					
Safety	L/R				
Setup	See image				

### 3. IDPA Classifier Stage 3



Scoring	Limited Vickers Count	Firearm	Handgun	Rounds	30
Targets	3 paper,	Total	3 targets	Strings	3
Scenario & Procedure	<p>String #1 (Position #4) - Draw and fire 2 shots at each T1 - T3 from either side of the barricade, TACTICAL LOAD and fire 2 shots at each T1 - T3 from the opposite side of barricade. (12 shots)</p> <p>String #2 (Position #4) - Draw and fire 2 shots at each T1 - T3 from either side of the barricade, TACTICAL LOAD and advance to Position #5, fire 2 shots at each T1 - T3 from around either side of 55-gallon barrel. (12 shots)</p> <p>String #3 (Position #5) - Draw, kneel, and fire 2 shots at each T1 - T3 from around either side of 55-gallon barrel. (6 shots)</p>				
Start pos	Position #3				
Start on	Audible signal				
Stop on	Last shot				
Penalties					
Safety	L/R				
Setup	See image				