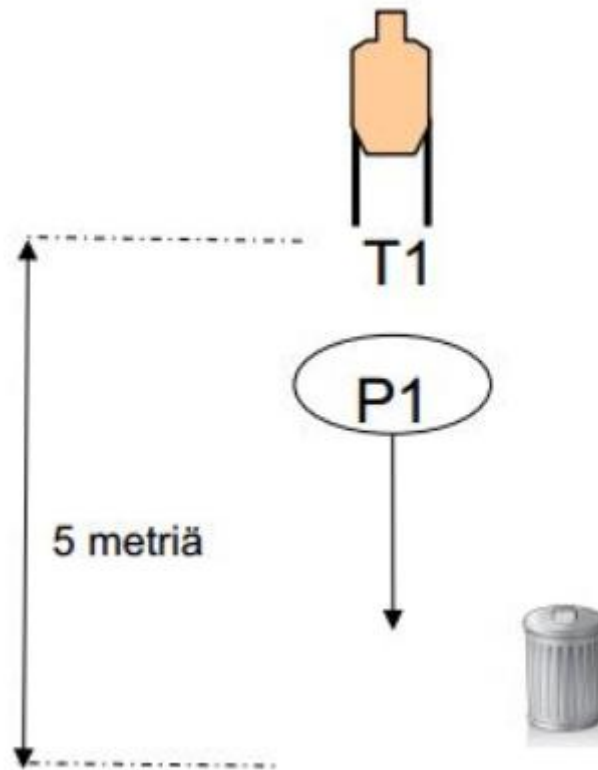


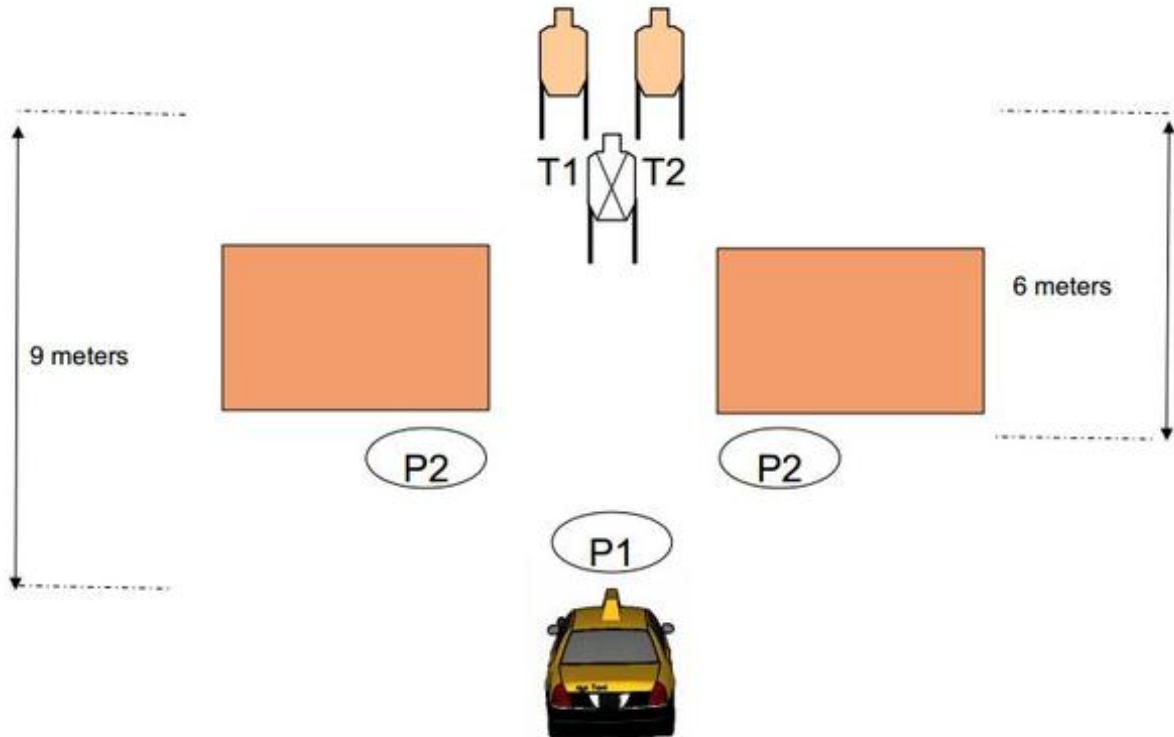
1. On the street



Scoring	Vickers Count	Firearm	Handgun	Rounds	6
Targets	1 paper,	Total	1 targets	Strings	1

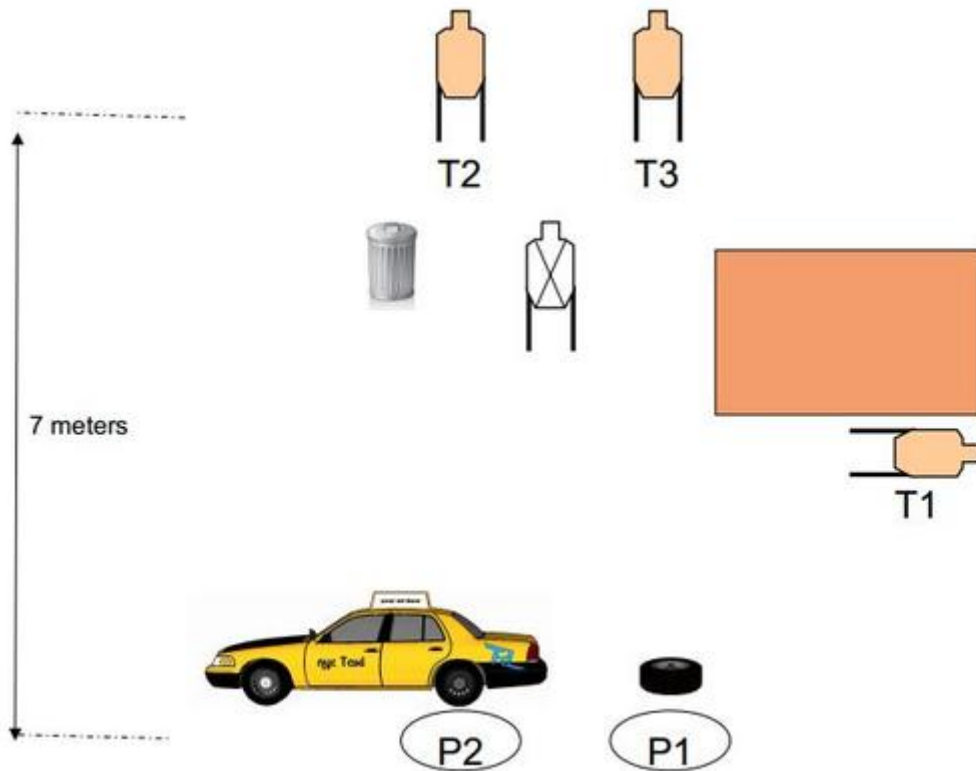
Scenario & Procedure	Scenario: You are walking down the street when somebody asks you for a match when you see him reaching for a gun. You act before it's too late. Procedure: After the start signal the shooters shoots target 1 with 6 rounds while retreating. Start position: at P1, hands extended forward, holding matches.
Start pos	Gun loaded & holstered
Start on	Audible signal
Stop on	Last shot
Penalties	As per current edition of rules
Safety	180 degrees
Setup	

2. Taxi



Scoring	Vickers Count	Firearm	Handgun	Rounds	6
Targets	2 paper, 1 no-shoot	Total	2 targets	Strings	1
Scenario & Procedure	Scenario: Criminals have stopped your taxi. They have forced you to put your hands on the hood of the car and are pointing a gun at you. You save the day! Procedure: After the start signal shooter starts to move towards cover P2 and shoots 3 shots to target T1 and T2 while moving. If shooter reaches the cover before shooting all the shots he can continue shooting from cover.				
Start pos	Gun loaded & holstered Start position: At P1, your back facing the targets, your hands on the hood				
Start on	Audible signal				
Stop on	Last shot				
Penalties	As per current edition of rules				
Safety	L/R 180				
Setup					

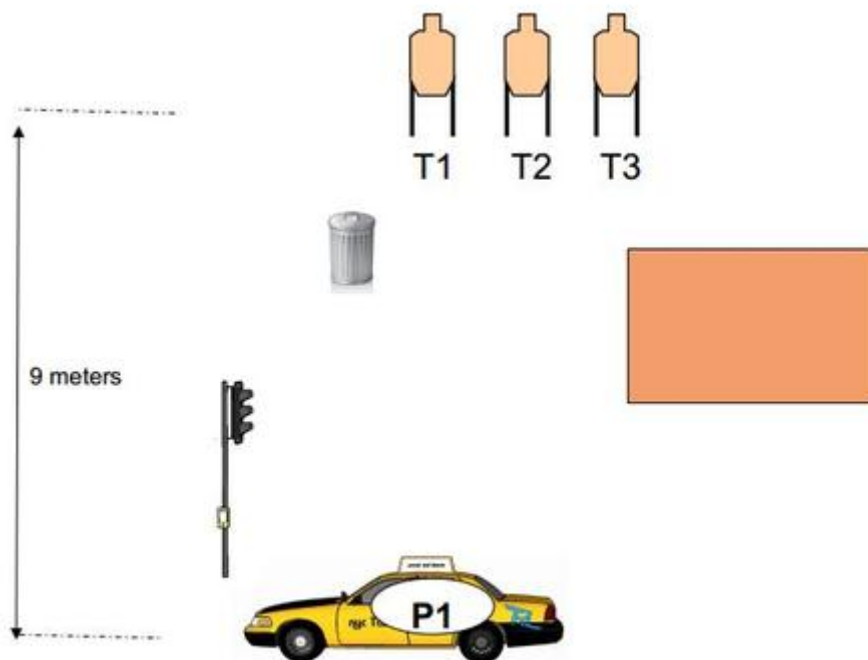
3. Spare tire



Scoring	Vickers Count	Firearm	Handgun	Rounds	9
Targets	3 paper, 1 no-shoot	Total	3 targets	Strings	1

Scenario & Procedure	Scenario: You are changing a tire to the taxi while the driver is keeping watch. You hear steps and the driver screaming, you have been surprised Procedure: After start signal shooter shoots T1 two to the body, 1 to the head, moves to cover P2 and shoots targets T2 and T3 two shots to the body and one to the head.				
Start pos	Gun loaded & holstered. At P1 standing facing T1, Hands on the spare tire.				
Start on	Audible signal				
Stop on	Last shot				
Penalties	As per current edition of rules				
Safety	L/R 180				
Setup					

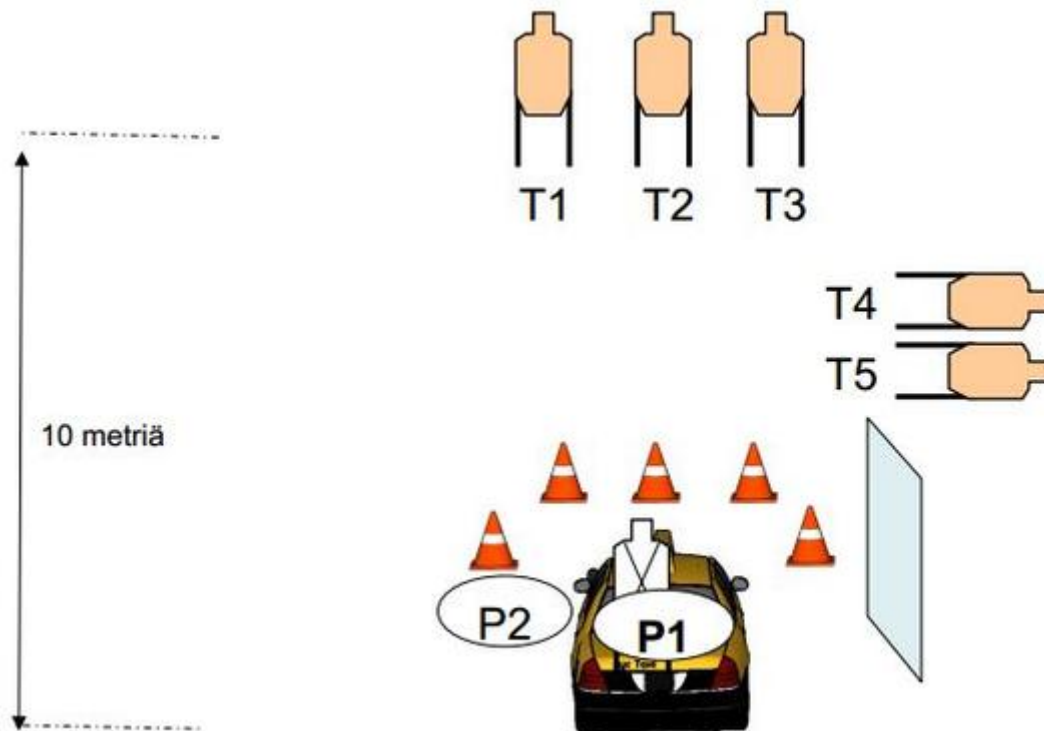
4. On the back seat



Scoring	Vickers Count	Firearm	Handgun	Rounds	6
Targets	3 paper,	Total	3 targets	Strings	1

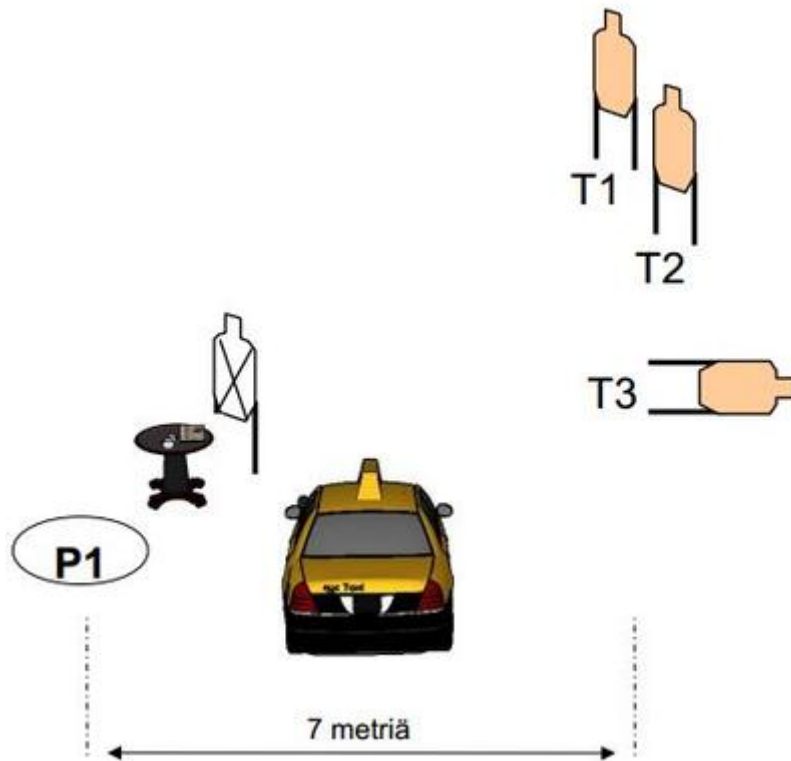
Scenario & Procedure	The taxi stops at a traffic light and you see three criminals approaching. You have no time to run! Procedure: After start signal shooter shoots targets T1-T3 intactical sequence while seated at P1 Gun ready condition: Loaded to division capacity, in two hand crip, pointing 45 degrees down.
Start pos	Gun loaded & in two hand crip, pointing 45 degrees down. Start position: Seated in the car P1
Start on	Audible signal
Stop on	Last shot
Penalties	As per current edition of rules
Safety	L/R 180
Setup	

5. Road construction



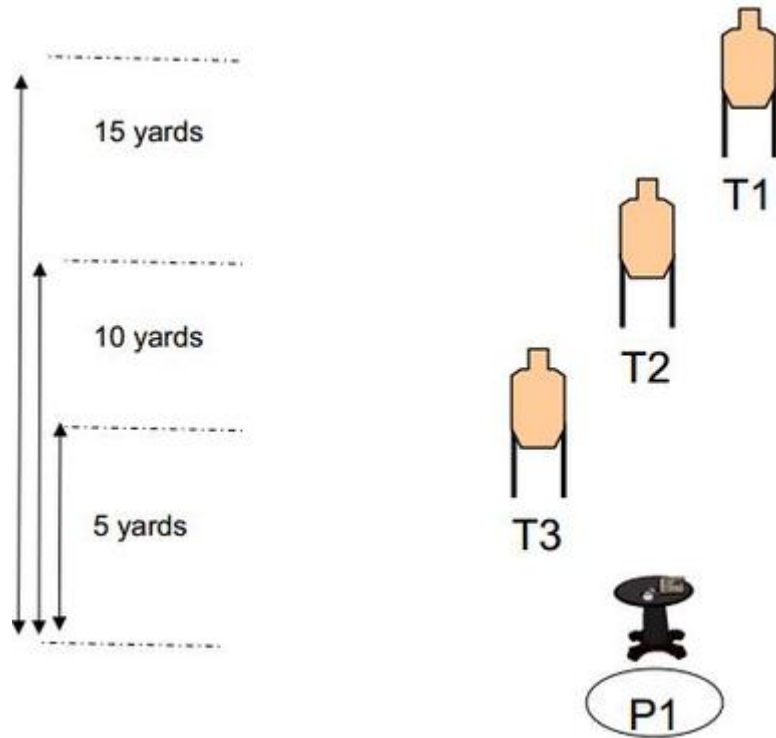
Scoring	Vickers Count	Firearm	Handgun	Rounds	10
Targets	5 paper, 1 no-shoot	Total	5 targets	Strings	1
Scenario & Procedure	Scenario: The taxi stops at a road construction site and it is a trap. You can't run so you have to stop them by shooting. When you exit the vehicle, you notice that the situation is still on. Procedure: After the start signal shooters shoots 2 shots to targets T1-T3 while seated P1, moves to cover P2 and shoots 2 shots to targets T4-T5				
Start pos	Gun loaded & holstered Seated at P1 (inside the vehicle)				
Start on	Audible signal				
Stop on	Last shot				
Penalties	As per current edition of rules				
Safety	L/R				
Setup					

6. Coffee place



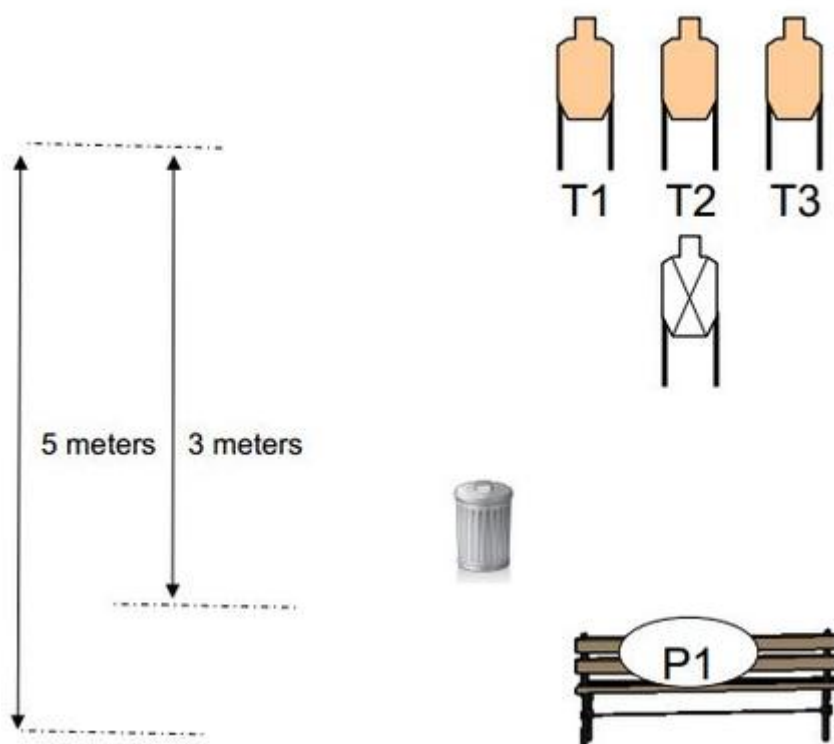
Scoring	Vickers Count	Firearm	Handgun	Rounds	9
Targets	3 paper,	Total	3 targets	Strings	1
Scenario & Procedure	Scenario: You are drinking coffee with your driver when criminals approach you. You decide to act! Procedure: After the start signal shooters shoots targets T1-T3 two to the body one to the head from cover Start position: Seated at P1 facing the targets				
Start pos	Gun loaded & holstered. Seated at P1 facing the targets				
Start on	Audible signal				
Stop on	Last shot				
Penalties	As per current edition of rules				
Safety	L/R 180				
Setup					

7. Bill Drill



Scoring	Limited Vickers Count	Firearm	Handgun	Rounds	18
Targets	3 paper,	Total	3 targets	Strings	1
Scenario & Procedure	Scenario: Standard stage Procedure: After start signal shooter shoots 6 shots to T1 freestyle, reloads, 6 shots to T2 strong hand only, reloads, 6 shots T3 weak hand only Concealment: not required				
Start pos	Gun loaded & holstered. Standing surrender facing target T1				
Start on	Audible signal				
Stop on	Last shot				
Penalties	As per current edition of rules				
Safety	L/R 180				
Setup					

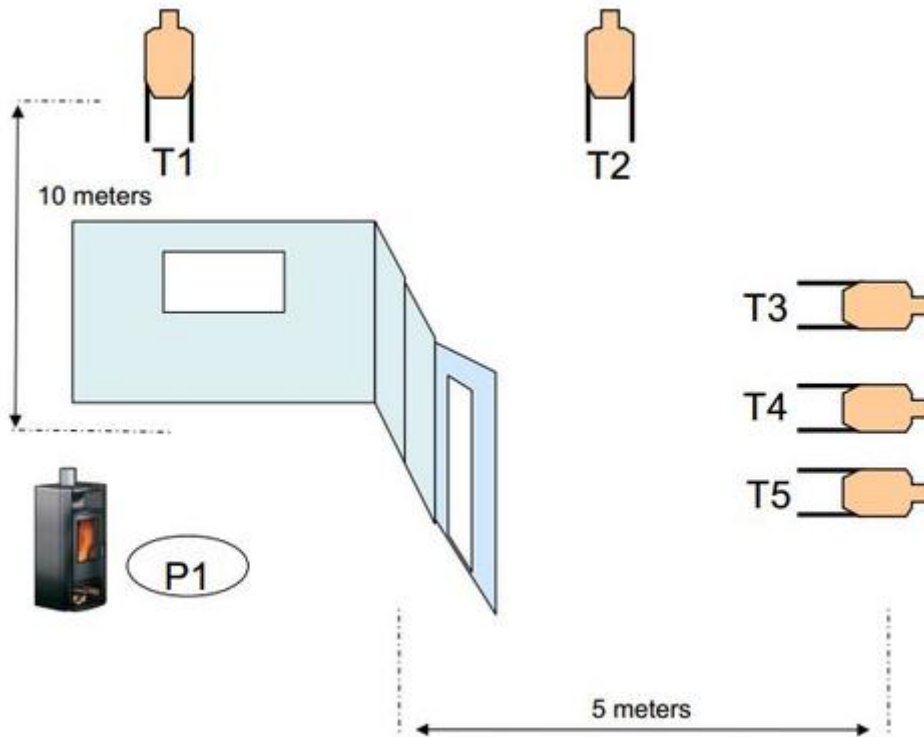
8. In the park



Scoring	Vickers Count	Firearm	Handgun	Rounds	9
Targets	3 paper, 1 no-shoot	Total	3 targets	Strings	1

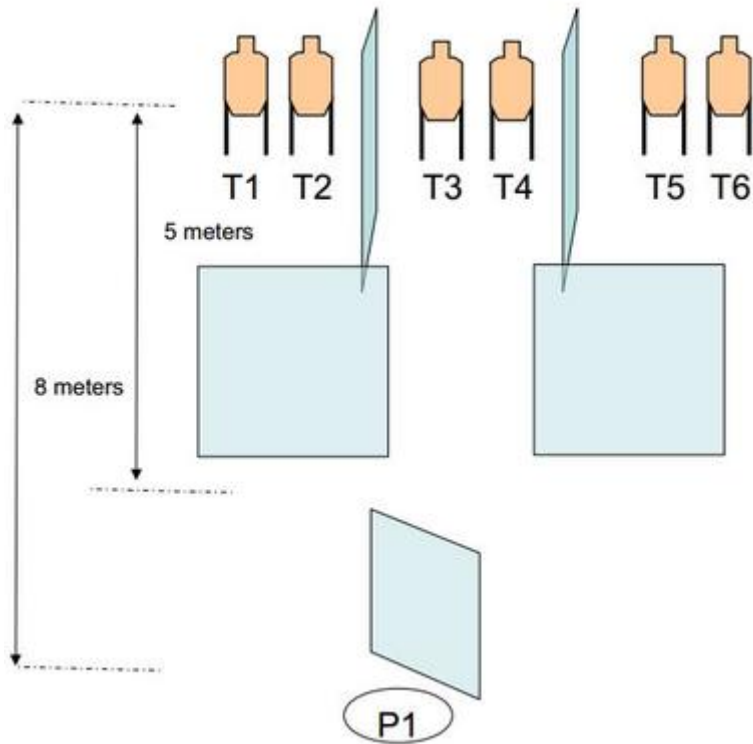
Scenario & Procedure	Scenario: You are sitting in a park waiting for a taxi. You have your briefcase with you. Three criminals try to take it from you. Procedure: After the start signal shooter shoots all targets three times while moving to cover. Shooter can continue shooting from cover. Shooter can only let go of the briefcase while in cover.				
Start pos	Gun loaded & holstered Seated at P1, holding the briefcase in your support hand.				
Start on	Audible signal				
Stop on	Last shot				
Penalties	As per current edition of rules				
Safety	L/R 180				
Setup					

9. Every night when the lights go out



Scoring	Vickers Count	Firearm	Handgun	Rounds	10
Targets	5 paper,	Total	5 targets	Strings	1
Scenario & Procedure	Scenario: You are warming your oven when you here a window braking in the next room.You decide to protect yourself. Procedure: After the start signal shooters shoots 2 shots to targets T1-T5 Start position: Seated at P1 facing the oven. Holding a flashligh in your support hand. The flashligh is on. Concealment: Not required				
Start pos	Gun loaded & holstered				
Start on	Audible signal				
Stop on	Last shot				
Penalties	As per current edition of rules				
Safety	L/R 180				
Setup					

10. Concrete jungle



Scoring	Vickers Count	Firearm	Handgun	Rounds	12
Targets	6 paper,	Total	6 targets	Strings	1

Scenario & Procedure	Scenario: You find yourself in the middle of gang war. You decide to defend yourself! Procedure: After the start signal shooter shoots 2 shots to targets T1-T6				
Start pos	Gun loaded & holstered. At P1 shooters back touching the wall				
Start on	Audible signal				
Stop on	Last shot				
Penalties	As per current edition of rules				
Safety	L/R 180				
Setup					