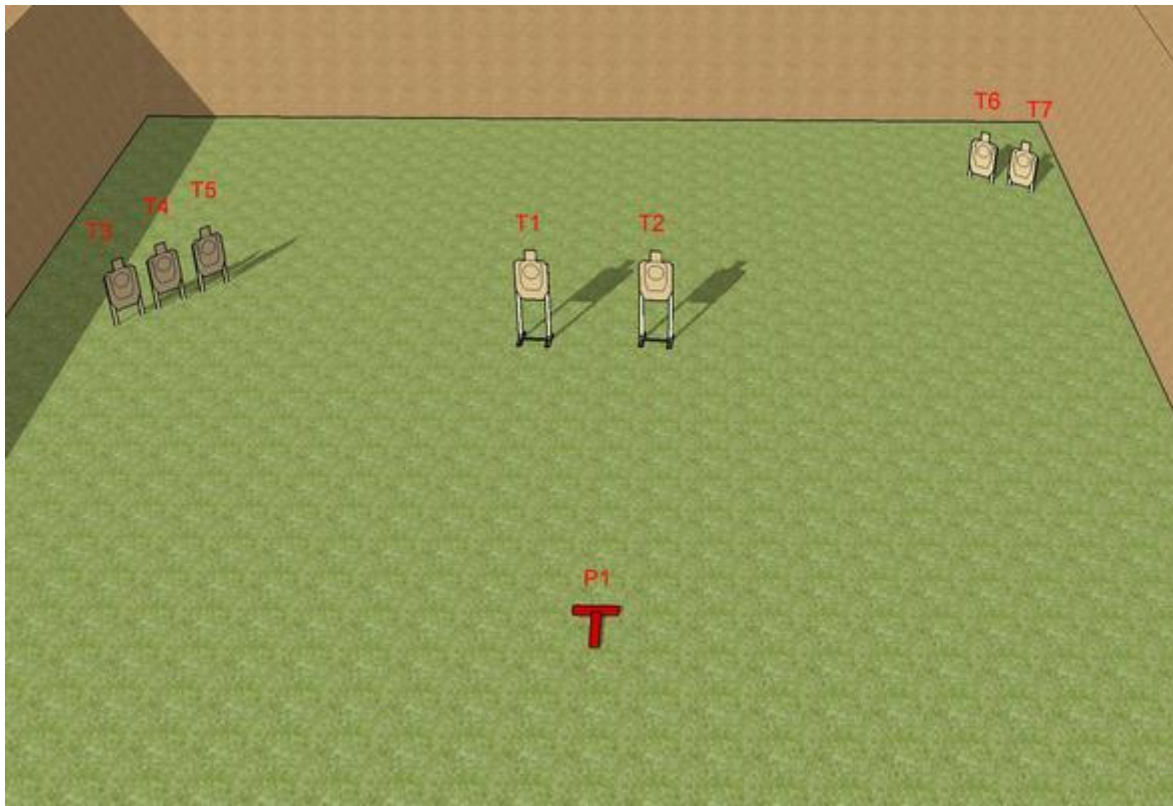
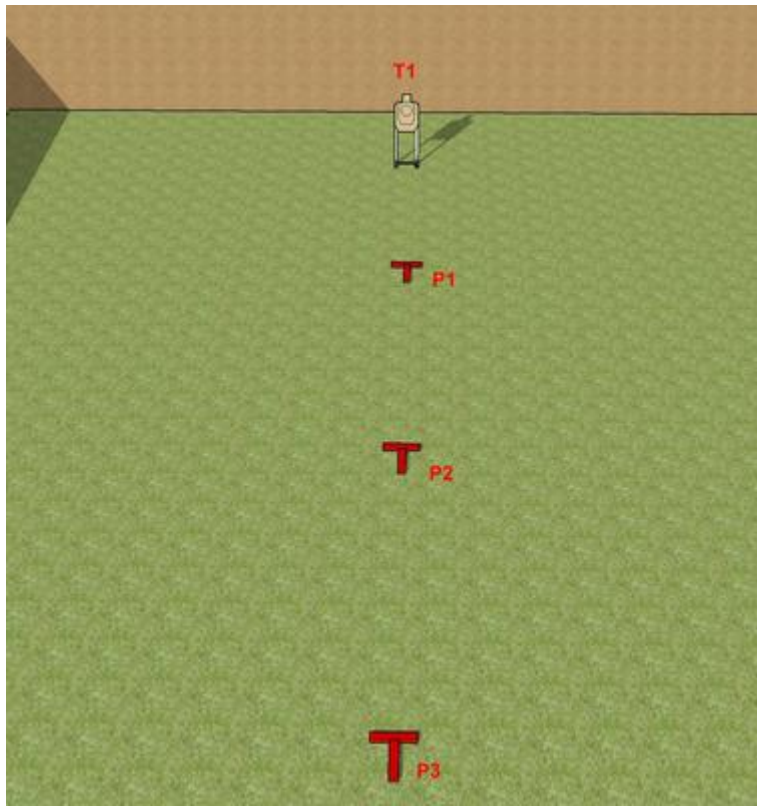


# 1. 3 Sets



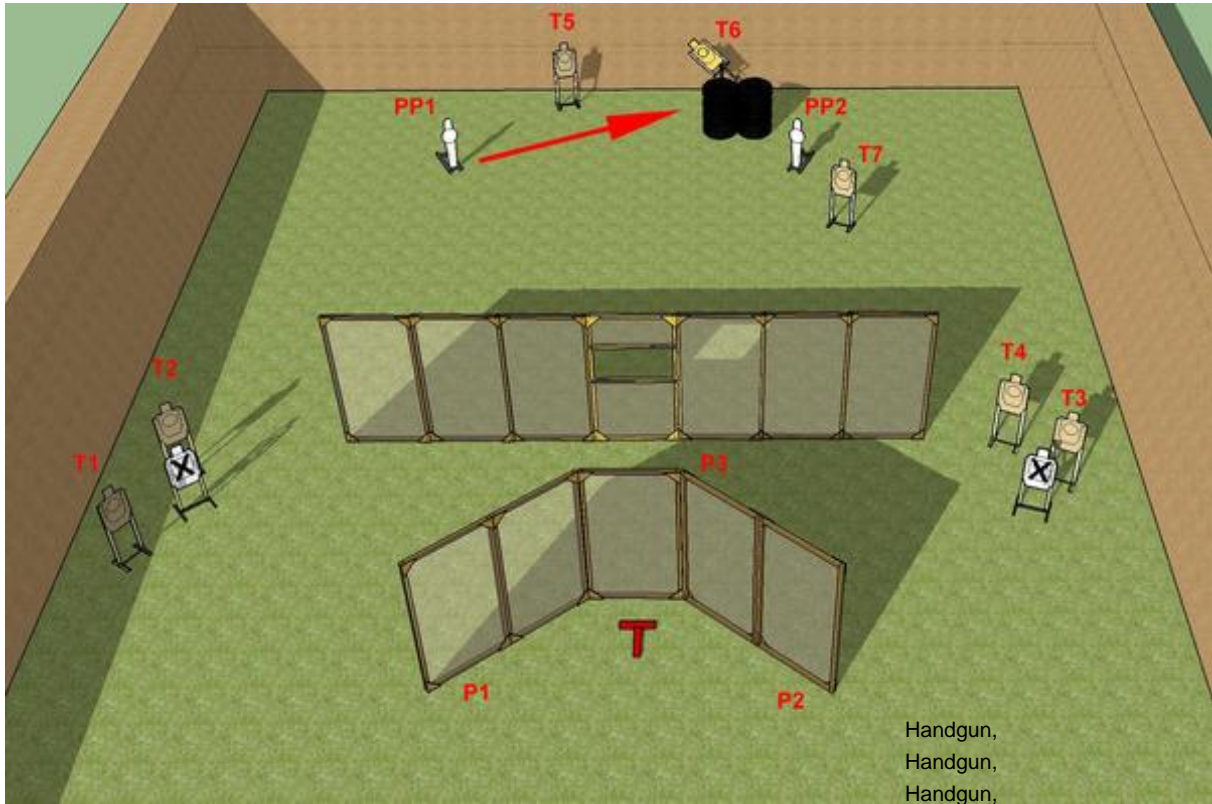
Scoring	Unlimited	Firearm	Handgun, Handgun	Rounds	14
Targets	7 paper,	Total	7 targets	Strings	1
Scenario & Procedure	Engage T1-T2 in Tac-Sequence at P1 while standing. Perform a Tactical Reload and Then T3-T5 in Tac Sequence with one knee touches the ground. Perform a Tactical Reload and Then T6-T7 in Tac Sequence in prone position.				
Start pos	Gun loaded & holstered				
Start on	Audible signal				
Stop on	Last shot				
Penalties	As per current edition of rules				
Safety	L/R				
Setup					

## 2. 5-5-5



Scoring	Limited	Firearm	Handgun, Handgun	Rounds	15
Targets	1 paper,	Total	1 targets	Strings	3
Scenario & Procedure	String one @ 5 yards. String two @ 10 yards. String three @ 15 yards. Each string, shooter must load only 5 rounds per mag.				
Start pos	Gun loaded & holstered				
Start on	Audible signal				
Stop on	Last shot				
Penalties	As per current edition of rules				
Safety	L/R				
Setup					

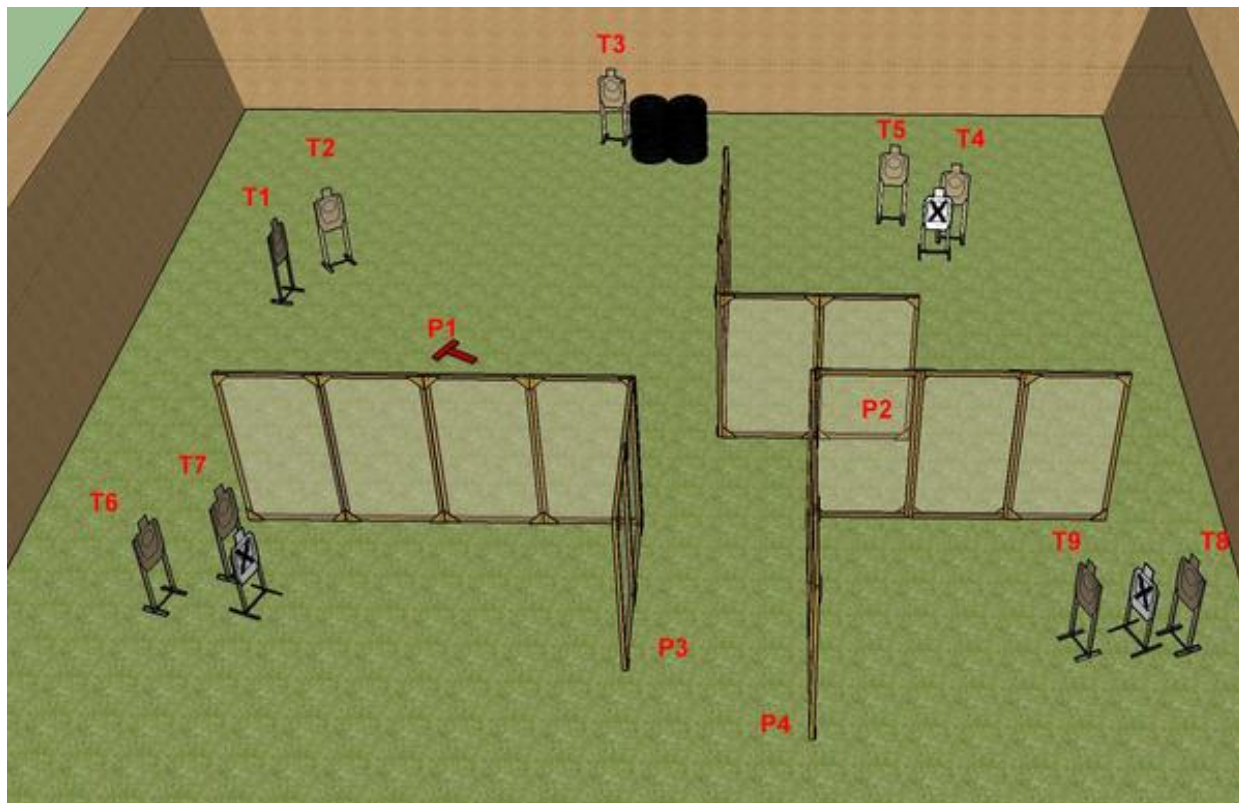
# 3. Scrub



Scoring	Unlimited	Firearm	Handgun, Handgun, Handgun,	Rounds	16
Targets	7 paper, 2 popper, 2 no-shoot	Total	Handgun, Handgun, Handgun,	Strings	1

Scenario & Procedure	While you are cleaning the wall, bad guys come out and start killing people around you. Safe the day!----- At start signal, at P1 engage T1-T2 in Tactical Priority with 2 shots each. Then move to P2 engage T3-T4 in Tactical Priority with 2 shots each. Then move to P3 engage all targets in Tactical Priority with 2 shots each. (Metal targets need at least 1 shot).				
Start pos	Stand at P1 facing wall.				
Start on	Audible signal				
Stop on	Last shot				
Penalties	As per current edition of rules				
Safety	L/R				
Setup					

## 4. Backing up

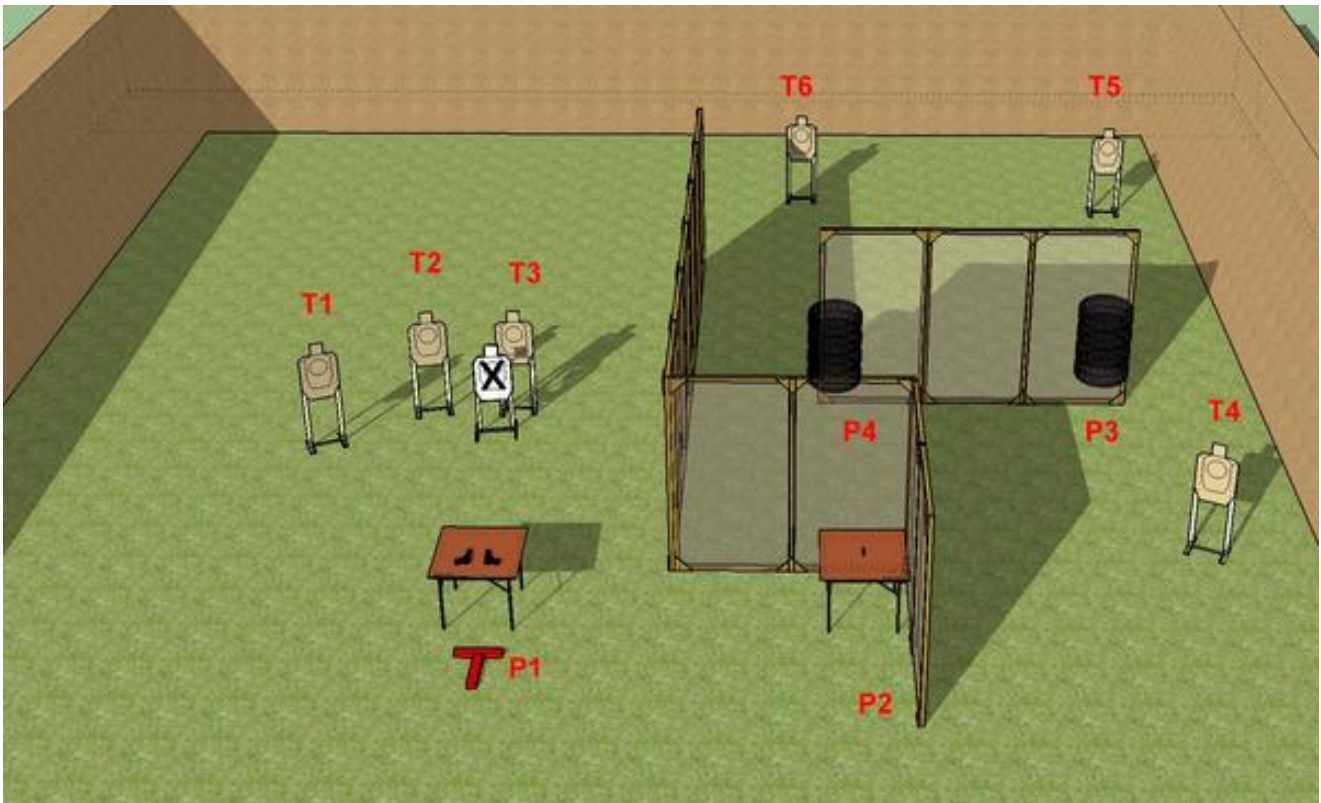


Scoring	Unlimited	Firearm	Handgun, Handgun	Rounds	18
Targets	9 paper, 3 no-shoot	Total	9 targets	Strings	1

Scenario & Procedure	At P1 engage T1-T2 in Tac sequence then T3 with 2 shots. Then move to P2 and engage T4-T5 in Tac priority with 2 shots each. Then move to P3 and engage T6-T7 Perform a Tactical Reload and Then T3-T5 in Tac Sequence with one knee touches the ground. Then move to P4 and engage T8-T9 Perform a Tactical Reload and Then T3-T5 in Tac Sequence with one knee touches the ground				
Start pos	Gun loaded & holstered				
Start on	Audible signal				
Stop on	Last shot				
Penalties	As per current edition of rules				
Safety	Flags 210 degree.				
Setup					



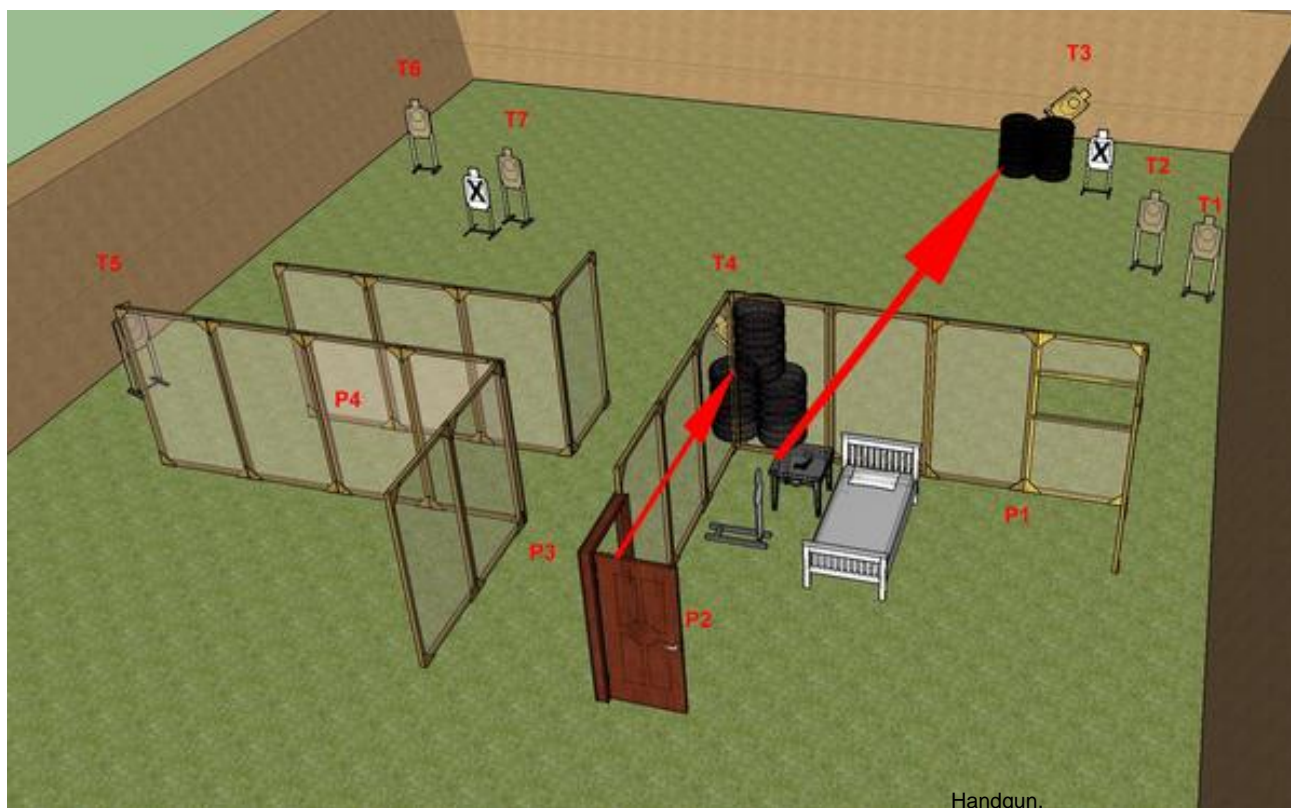
# 5. Metrix



Scoring	Unlimited	Firearm	Handgun	Rounds	12
Targets	6 paper, 1 no-shoot	Total	6 targets	Strings	1

Scenario & Procedure	At P1 engage T1-T3 free style (Each gun is loaded with 3 rounds.) Then move to P2 and engage T4 with 2 rounds. Then P3 engage T5 with 2 rounds. Then P4 engage T6 with 2 rounds. (if shooter needs to re-engage T1-T3, he needs to use the cover (A) before moving to P2)
Start pos	Guns on table 3 rounds each. Stand with hand relaxed along side.
Start on	Audible signal
Stop on	Last shot
Penalties	As per current edition of rules
Safety	L/R
Setup	

## 6. Jump bed

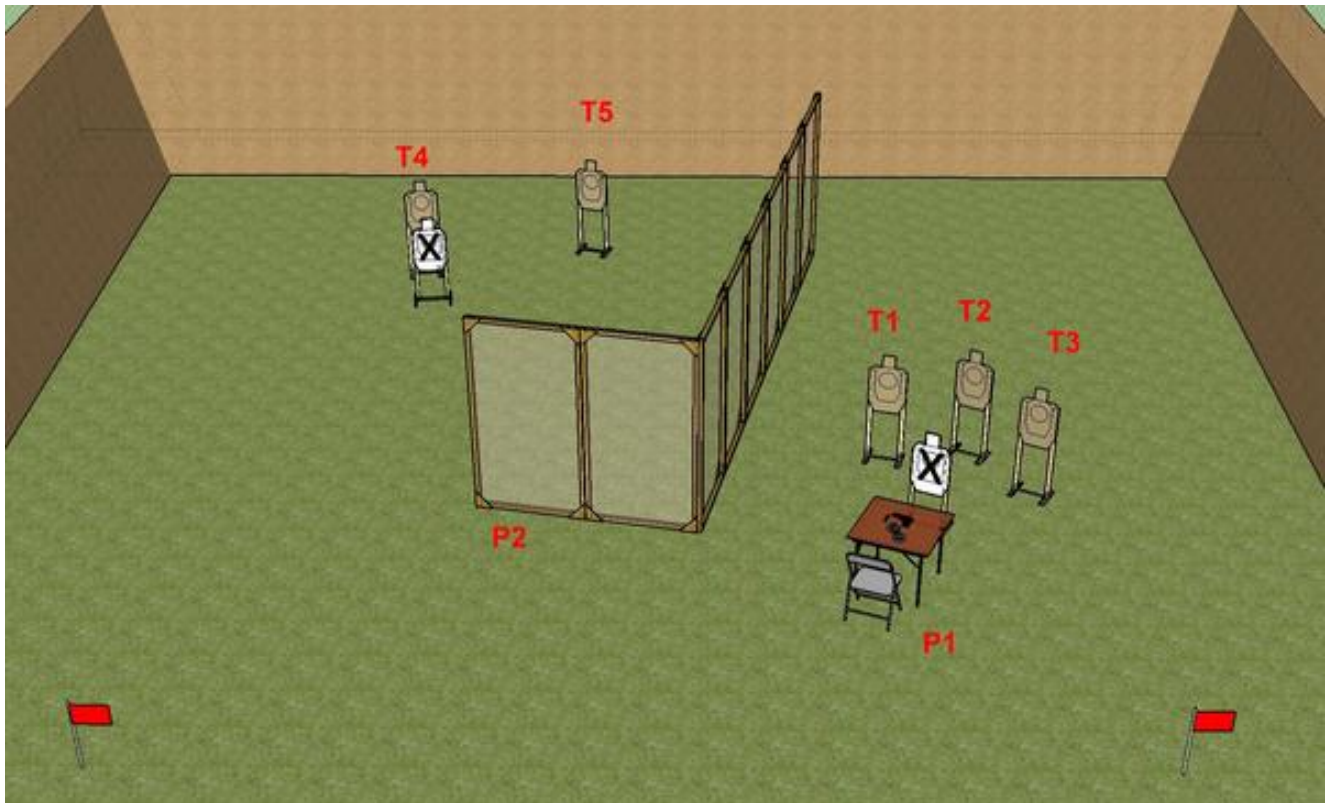


Handgun,

Scoring	Unlimited	Firearm	Handgun, Handgun,	Rounds	16
Targets	8 paper, 2 no-shoot	Total	Handgun 8 targets	Strings	1

Scenario & Procedure	While you are sleeping, you heard you kids scream. The intruders are in the house. Finish them..... At stat signal, kick the popper and get your gun. Then move to P1 engage T1-T3 in Tactical Priority with 2 shots each. Then Open the door and engage T4 and T5 with 2 rounds (if T5 appears, shooters must engage T5 first then go back to T4). Than move to P3 and engage T6 with 2 rounds. Then move to P4 and engage T7-T8 in Tactical Priority with 2 shots each
Start pos	Lay on bed with both hands on chest.
Start on	Audible signal
Stop on	Last shot
Penalties	As per current edition of rules
Safety	L/R
Setup	

# 7. Wrong Victim

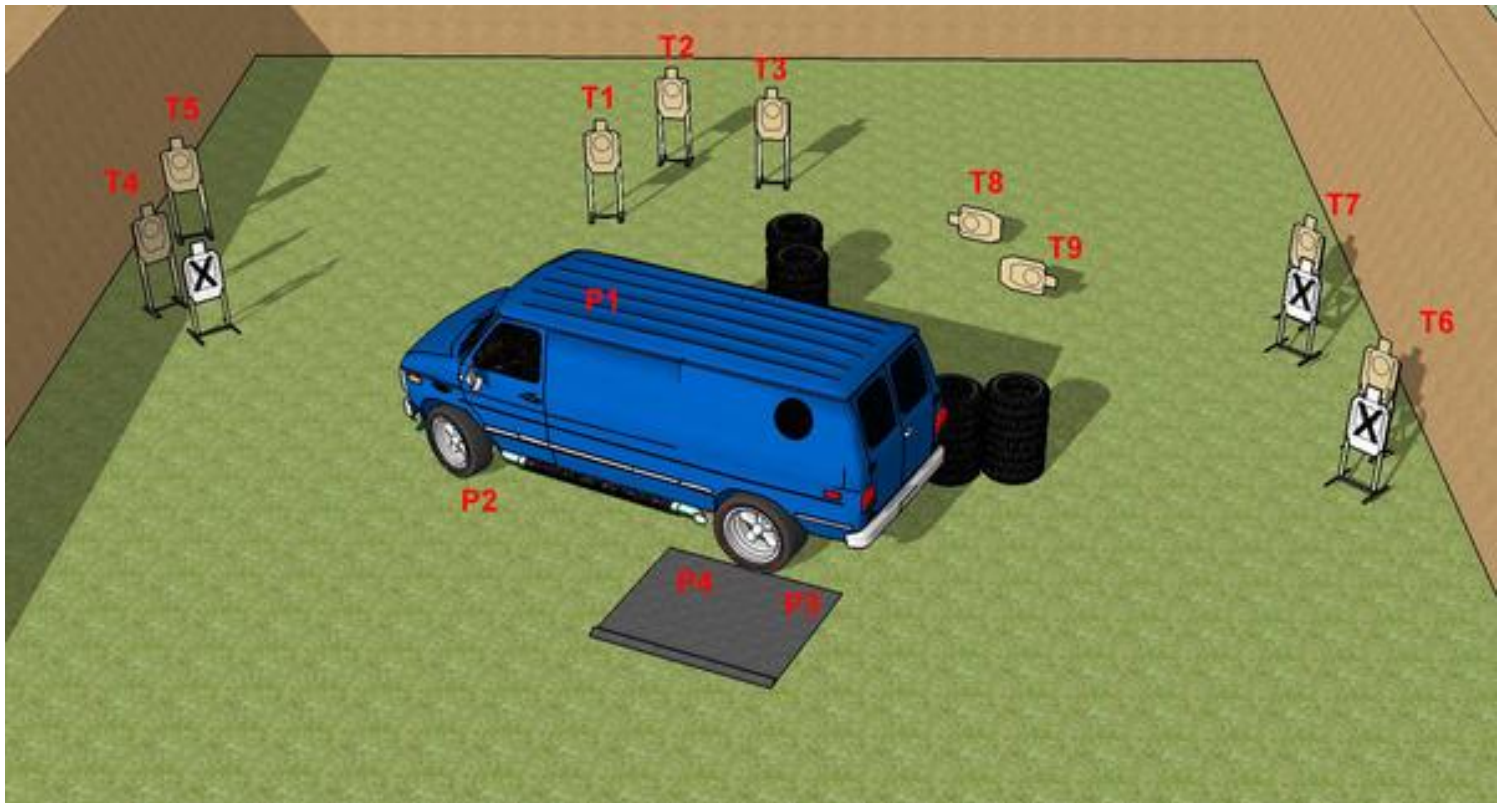


Scoring	Unlimited	Firearm	Handgun	Rounds	10
Targets	5 paper, 2 no-shoot	Total	5 targets	Strings	1

Scenario & Procedure	Unfortunately the police cuffed you by mistake. The bad guys came in the PD and start killing people. Being a good guy, get the gun and engage.----- At P1, engage T1-T5 in Tactical Sequence (1-1-2-1-1) Then move to P2 and engage T4-T5 in Tactical Priority with 2 shots each. Be careful of the muzzle, you will be handcuffed for the entire CoF.
Start pos	Con 3. Handcuffed sitting down on the chair and hands on table
Start on	Audible signal
Stop on	Last shot
Penalties	As per current edition of rules
Safety	L/R
Setup	



## 8. Money Truck

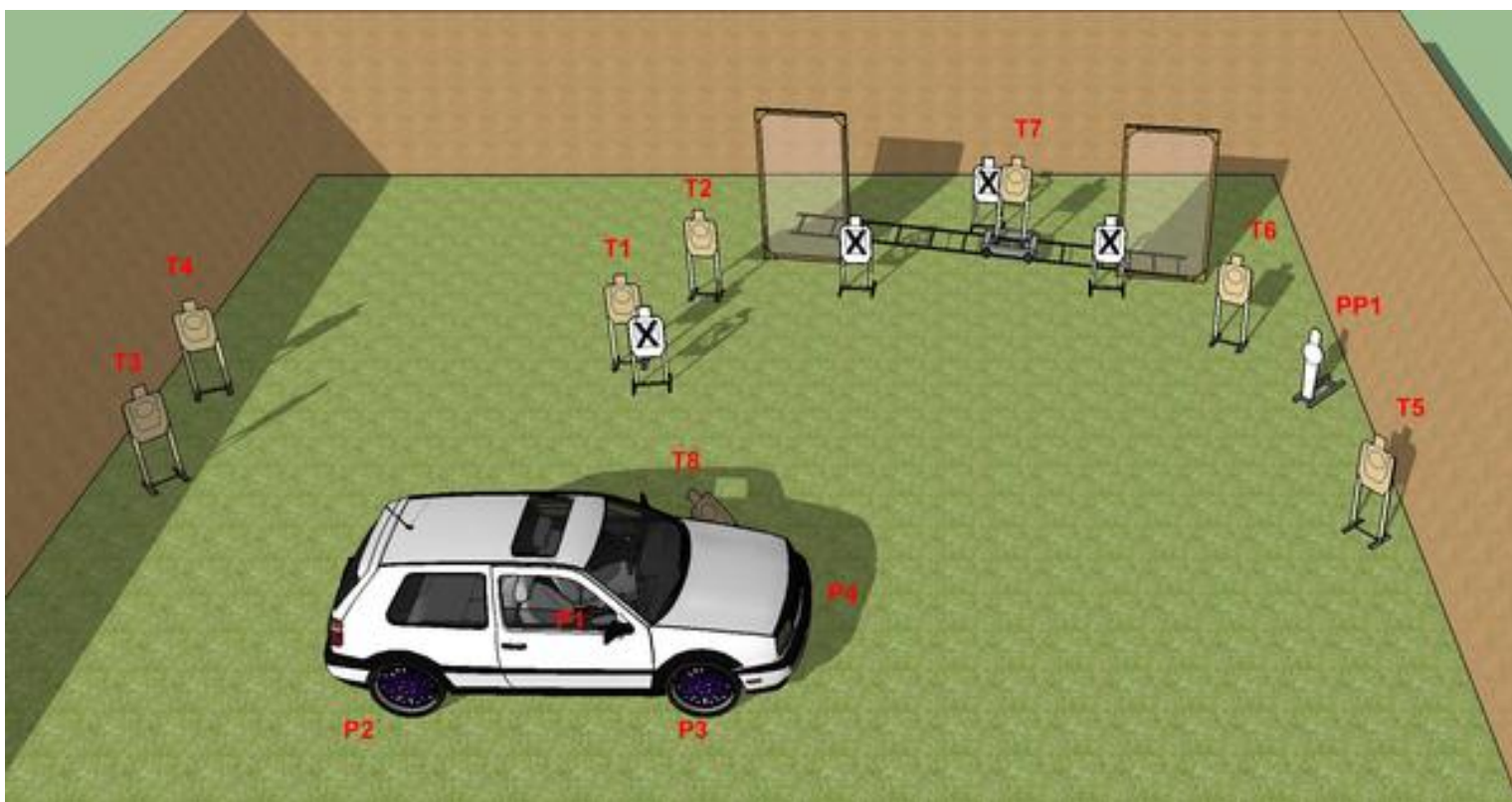


Scoring	Unlimited	Firearm	Handgun	Rounds	18
Targets	9 paper, 3 no-shoot	Total	9 targets	Strings	1

Scenario & Procedure	You are a driver for the money truck. The bad guys rush in to rob the money while your friends are loading up. Safe the day..... At start signal, Engage T1-T3 in Tactical Priority Sequence (1-1-2-1-1) then move out the passenger seat (door already open) the engage T4-T5 while standing on the ground in Tactical priority with 2 shots each through the window of the van. Then move to P3 and engage T6-T7 on Tactical Priority with 2 shots each. Then prone at P4 and engage T8-T9 from under the van (between front and rear wheels) in Tactical Priority with 2 shots each.				
Start pos	Gun loaded & holstered. Sit on Driver's seat.				
Start on	Audible signal				
Stop on	Last shot				
Penalties	As per current edition of rules				
Safety	L/R				
Setup					



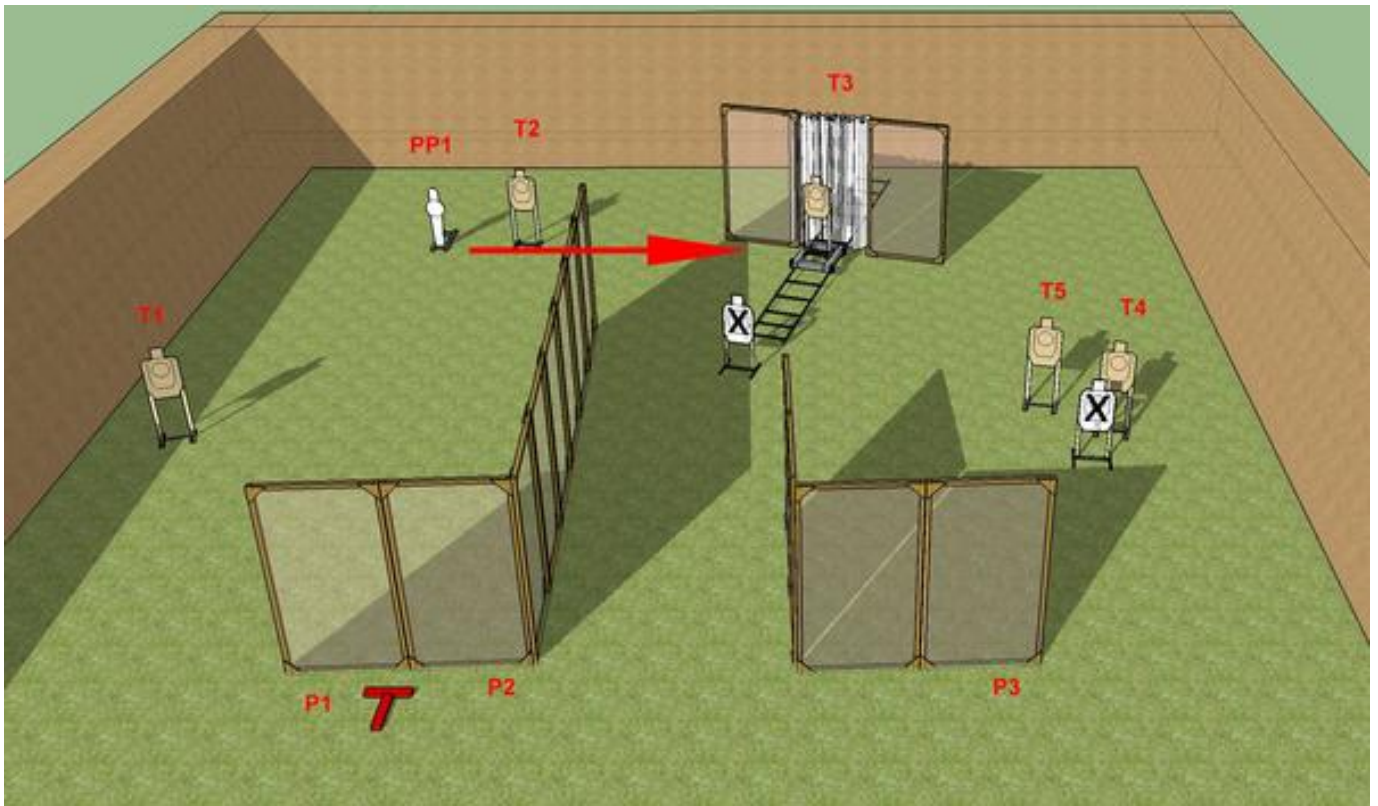
## 9. Surrounded



Scoring	Unlimited	Firearm	Handgun, Handgun	Rounds	17
Targets	8 paper, 1 popper, 4 no-shoot	Total	9 targets	Strings	1

Scenario & Procedure	While you are driving, you came to a road block and the bad guys starts shooting at you. Protect yourself..... At start signal, engage T1-T2 through the passenger side window in Tactical Priority with 2 shots each. Then get out of the car and move to P2 and engage T3-T4 in Tactical Priority with 2 shots each. Then move to P3 and engage T5, PP2, T6 and T7 in Tactical Priority with 2 shots each (PP1 needs at least 1 shot). Then move to P4 and engage T8 with 2 shots.
Start pos	Con 2 on front passenger seat. Sit on driver seat. hands on steering wheel @ 3 & 9 o'clock.
Start on	Audible signal
Stop on	Last shot
Penalties	As per current edition of rules
Safety	L/R
Setup	

# 10.



Scoring	Unlimited	Firearm	Handgun, Handgun	Rounds	14
Targets	5 paper, 1 popper, 2 no-shoot	Total	6 targets	Strings	1

Scenario & Procedure	You are at the building coner and hear the lady scream for life. Safe her..... At start signal, at P1 engage T1, PP1 and T2 in Tactical Priority with 2 shots each (metal target needs at least 1 shot). Then move to P2 and engage T3 with 4 rounds (T3 is a disappering target, there is no FTN). Then move to P3 and engage T4-T5 in Tactical Priority with 2 shots each.
Start pos	Stand at P1 facing wall.
Start on	Audible signal
Stop on	Last shot
Penalties	As per current edition of rules
Safety	L/R
Setup	