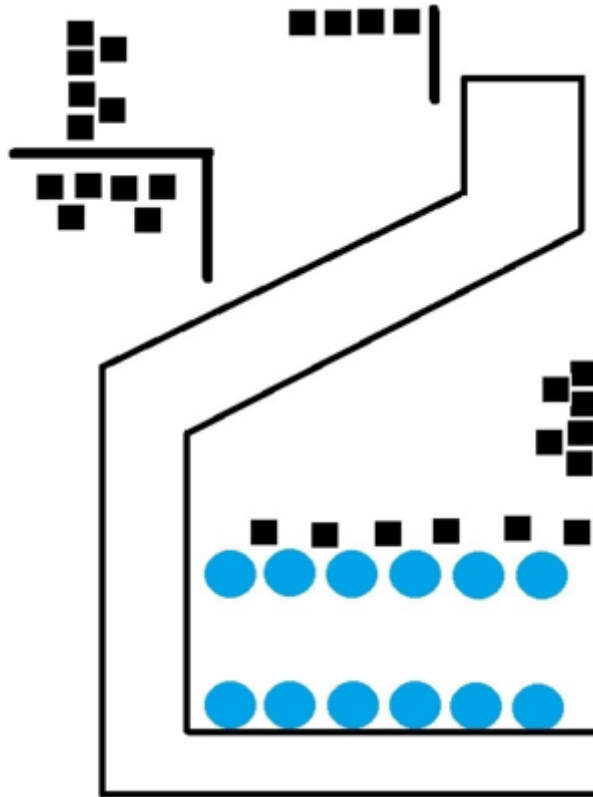


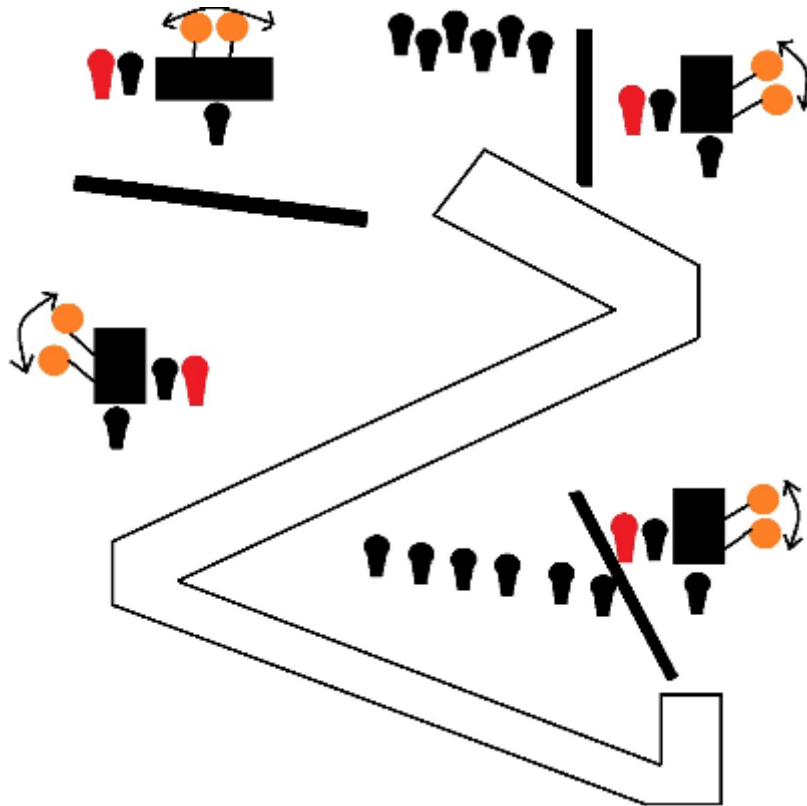
1. Godzilla's blue balls



CoF	Comstock - Long	Points	140 p
Targets	10 popper, 18 plates, Total 28 targets	Min rounds	28
Firearm	Shotgun	Match-%	16.67%

Procedure	1. Godzilla's blue balls Targets: 18 Metal Plates, 6 mini poppers, 4 poppers Number of rounds to be scored: 28 Max points: 140 The shotgun ready condition: optio 1 Start position: Feet on marks, as demonstrated by the RO Time starts: Audible signal Procedure: After the start signal engage the targets. Safety Angles: left 90, right 90 Notes:
Starting position	Marked place.
Firearm ready condition	Option 1
Start on	Audible signal
Stop on	Last shot
Penalties	As per current edition of rules
Safety angles	L90 / R90
Setup notes	

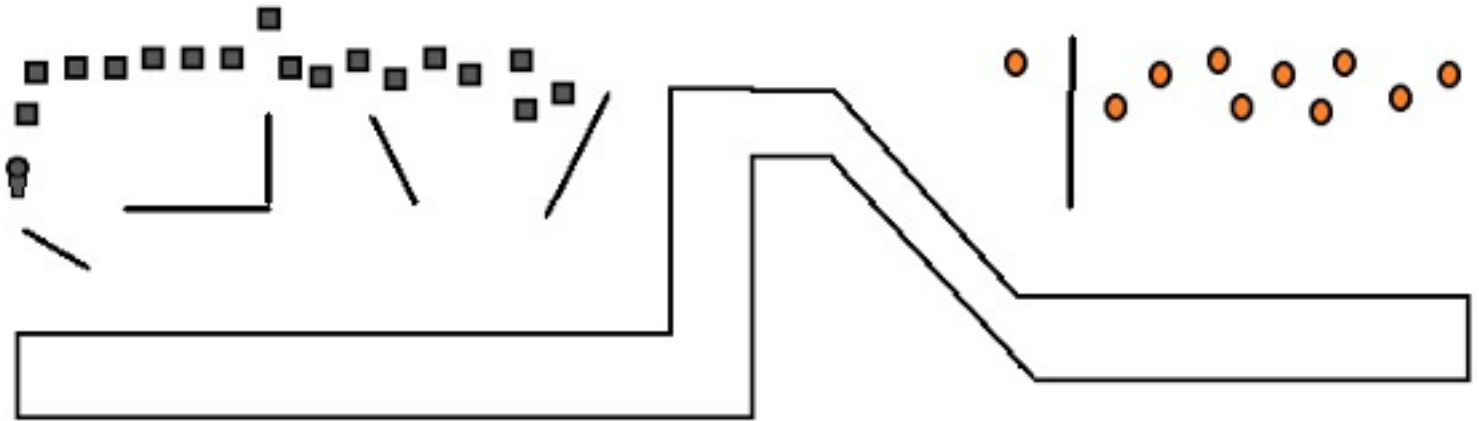
2. Mosquitoes suck Godzilla's balls



CoF	Comstock - Long	Points	140 p
Targets	20 popper, 8 frangible, 4 no-shoot, Total 28 targets	Min rounds	28
Firearm	Shotgun	Match-%	16.67%

Procedure	<p>2. Mosquitoes suck Godzilla's balls</p> <p>Targets: 20 mini poppers, 8 clays</p> <p>Number of rounds to be scored: 28</p> <p>Max points: 140</p> <p>The shotgun ready condition: optio 1</p> <p>Start position: Anywhere area A, as demonstrated by the RO</p> <p>Time starts: Audible signal</p> <p>Procedure: After the start signal engage the targets. Safety Angles: Left 90, right 90</p> <p>Notes Moving: Targets remain visible at rest</p>
Starting position	Anywhere in the demarcated area.
Firearm ready condition	Option 1
Start on	Audible signal
Stop on	Last shot
Penalties	As per current edition of rules
Safety angles	L90/R90
Setup notes	

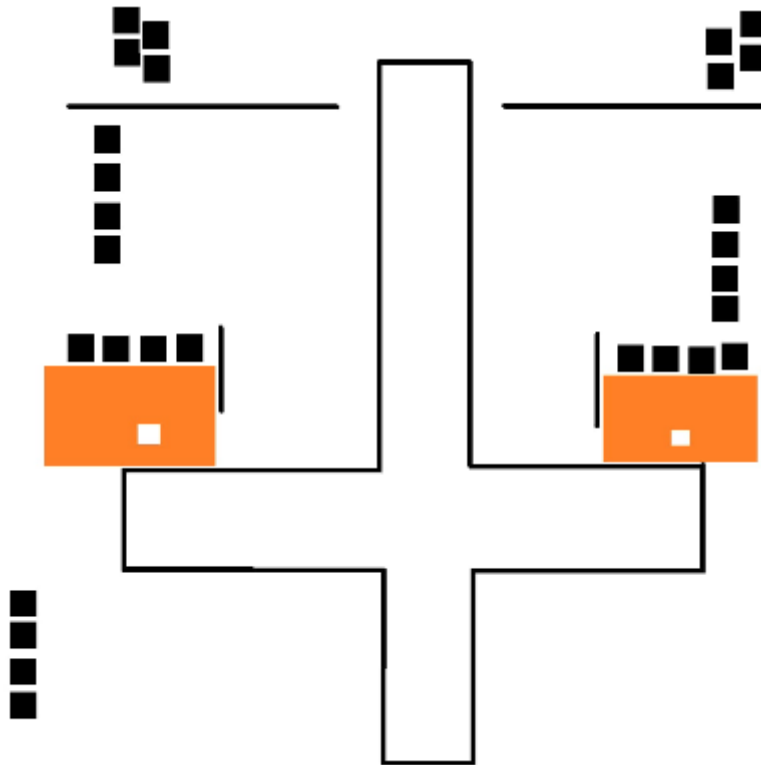
3. How fast is Godzilla in the snow?



CoF	Comstock - Long	Points	140 p
Targets	1 popper, 17 plates, 10 frangible, Total 28 targets	Min rounds	28
Firearm	Shotgun	Match-%	16.67%

Procedure	3. How fast is Godzilla in the snow? Targets: 18 plates, 10 clays Number of rounds to be scored: 28 Max points: 140 The shotgun ready condition: optio 1 Start position: Feet on marks, as demonstrated by the RO Time starts: Audible signal Procedure: After the start signal engage the targets. Safety Angles: Indicated by flags Notes
Starting position	Anywhere in the demarcated area.
Firearm ready condition	Option 1
Start on	Audible signal
Stop on	Last shot
Penalties	As per current edition of rules
Safety angles	L 90 / R Marked by pole
Setup notes	

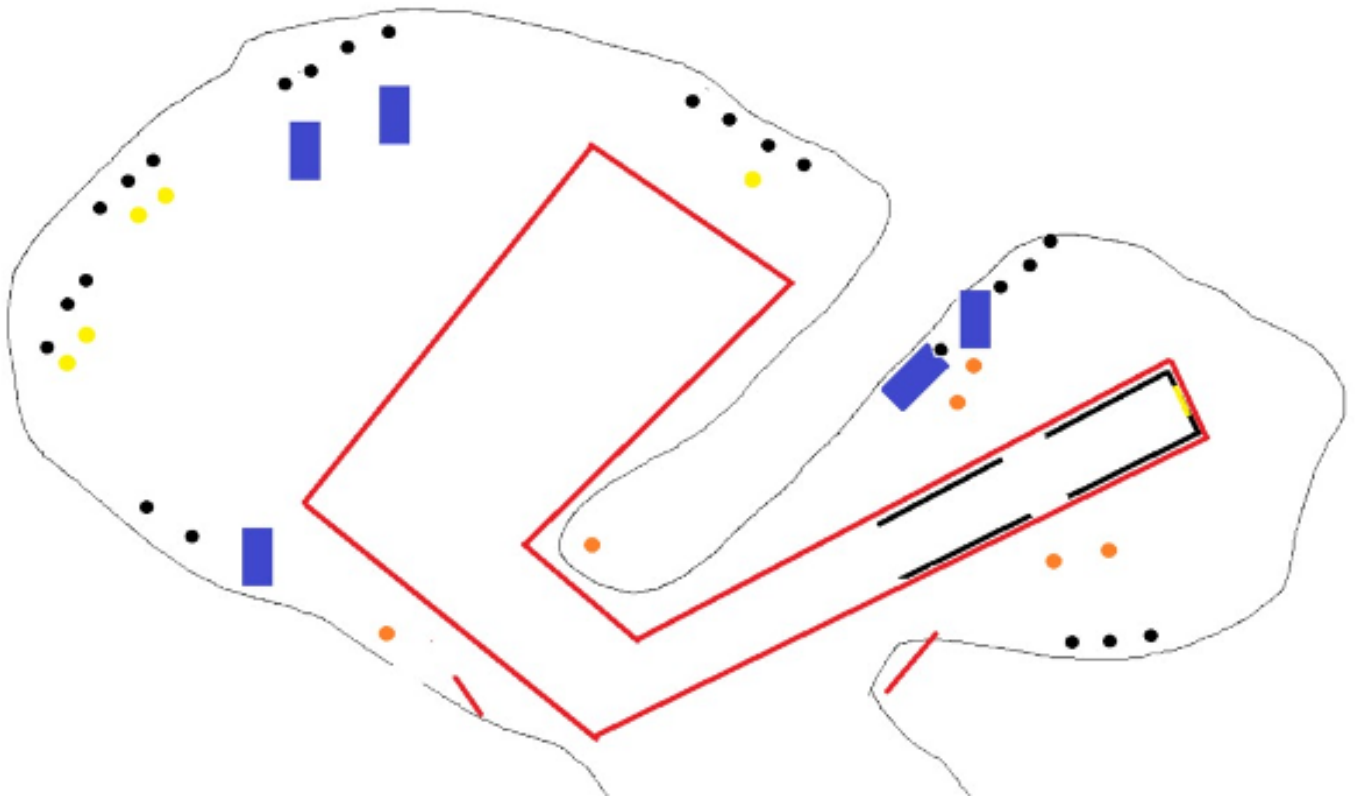
4. Godzilla's favorite number is four



CoF	Comstock - Long	Points	140 p
Targets	28 plates, Total 28 targets	Min rounds	28
Firearm	Shotgun	Match-%	16.67%

Procedure	4. Godzilla's favorite number is four Targets: 28 plates Number of rounds to be scored: 28 Max points 140 The shotgun ready condition: optio 2 Start position: Anywhere area A, as demonstrated by the RO Time starts: Audible signal Procedure: After the start signal engage the targets. Safety Angles: Left 90, right 90 Notes
Starting position	Anywhere in the demarcated area.
Firearm ready condition	Option 2
Start on	Audible signal
Stop on	Last shot
Penalties	As per current edition of rules
Safety angles	L90/R90
Setup notes	

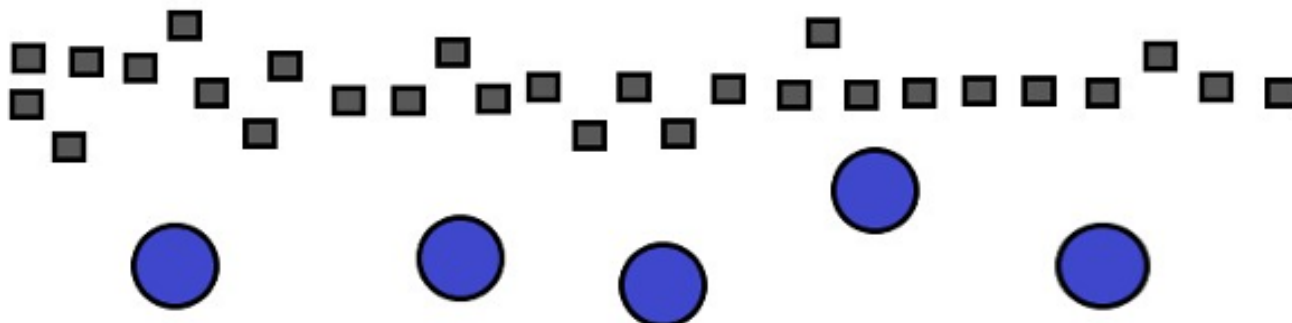
5. Forward...backwards!



CoF	Comstock - Long	Points	140 p
Targets	22 plates, 6 frangible, 5 no-shoot, Total 28 targets	Min rounds	28
Firearm	Shotgun	Match-%	16.67%

Procedure	5. Forward...backwards! Targets: 22 plates, 6 clays Number of rounds to be scored: 28 Max points: 140 The shotgun ready condition: optio 1 Start position: Feet on marks, as demonstrated by the RO Time starts: Audible signal Procedure: After the start signal engage the targets. Safety Angles: Indicated by flags Notes
Starting position	Marked place.
Firearm ready condition	Option 1
Start on	Audible signal
Stop on	Last shot
Penalties	As per current edition of rules
Safety angles	L Marked by pole/R Marked by pole
Setup notes	

6. So many Godzilla eggs



CoF	Comstock - Long	Points	140 p
Targets	28 plates, Total 28 targets	Min rounds	28
Firearm	Shotgun	Match-%	16.67%

Procedure	6. So many Godzilla eggs Targets: 28 plates Number of rounds to be scored: 28 Max points: 140 The shotgun ready condition: optio 1 Start position: Anywhere area A, as demonstrated by the RO Time starts: Audible signal Procedure: After the start signal engage the targets. Safety Angles: Left 90, right 90 Notes
Starting position	Anywhere in the demarcated area.
Firearm ready condition	Option 1
Start on	Audible signal
Stop on	Last shot
Penalties	As per current edition of rules
Safety angles	L90 /R90
Setup notes	