









1. FAZNET

STAGE NUMBER:	1	RANGE NUMBER:	1	GOLDEN CITY <small>SHOOTING CLUB</small>	Sponsored by: FAZNET								
START POSITION:	Shooter starts anywhere in the designated area.												
STAGE PROCEDURE:	After the audible start signal engage targets.												
	12		0		0		0		8		0		4



CoF	Comstock - Short	Points	60 p
Targets	12 popper, Total 12 targets	Min rounds	12
Firearm	Handgun	Match-%	7.27%

Procedure	
Starting position	Gun loaded & holstered
Firearm ready condition	
Start on	Audible signal
Stop on	Last shot
Penalties	As per current edition of rules
Safety angles	L/R
Setup notes	

2. SPARTAN ARMS

STAGE NUMBER:	2	RANGE NUMBER:	2	GOLDEN CITY <small>SHOOTING CLUB</small>	Sponsored by: SPARTAN ARMS								
START POSITION:	Shooter starts anywhere in the designated area.												
STAGE PROCEDURE:	After the audible start signal engage targets.												
	9		4		0		2		1		0		0

CoF	Comstock - Short	Points	45 p
Targets	4 paper, 1 popper, 2 no-shoot, Total 5 targets	Min rounds	9
Firearm	Handgun	Match-%	5.45%

Procedure	
Starting position	Gun loaded & holstered
Firearm ready condition	
Start on	Audible signal
Stop on	Last shot
Penalties	As per current edition of rules
Safety angles	L/R
Setup notes	








3. PROF ENGINEERING


STAGE NUMBER:	3	RANGE NUMBER:	3	GOLDEN CITY <small>SHOOTING CLUB</small>	Sponsored by: PROF ENGINEERING								
START POSITION:	Shooter starts anywhere in the designated area.												
STAGE PROCEDURE:	After the audible start signal engage targets.												
	26		10		0		4		0		2		4

CoF	Comstock - Long	Points	130 p
Targets	10 paper, 6 popper, 4 no-shoot, Total 16 targets	Min rounds	26
Firearm	Handgun	Match-%	15.76%

Procedure	
Starting position	Gun loaded & holstered
Firearm ready condition	
Start on	Audible signal
Stop on	Last shot
Penalties	As per current edition of rules
Safety angles	L/R
Setup notes	

4. COMPLETE CABLING EQUIPMENT








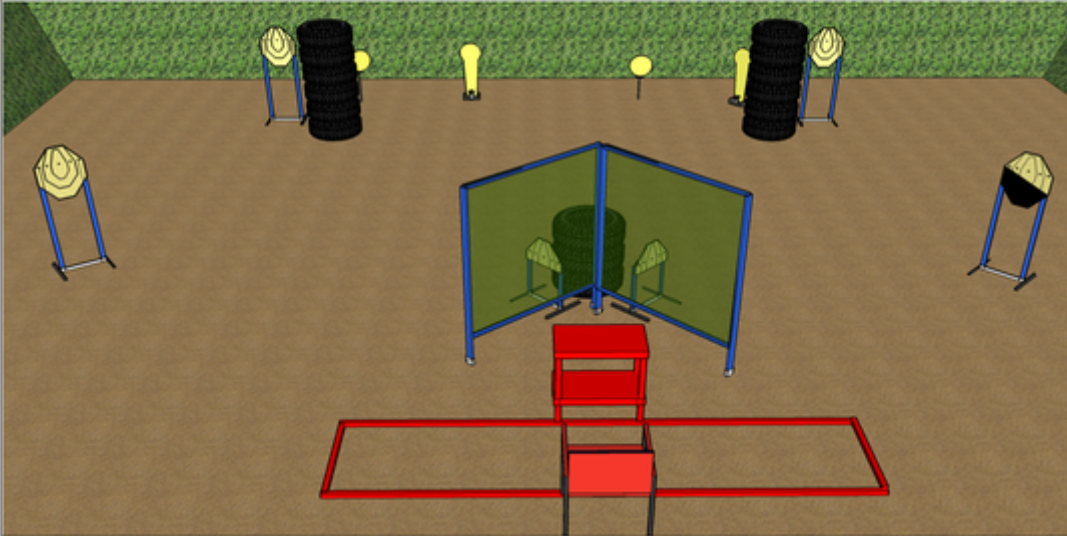
STAGE NUMBER:	4	RANGE NUMBER:	4	GOLDEN CITY <small>SHOOTING CLUB</small>	Sponsored by: COMPLETE CABLING EQUIPMENT								
START POSITION:	Shooter starts anywhere in the designated area.												
STAGE PROCEDURE:	After the audible start signal engage targets.												
	26		13		0		2		0		0		0



CoF	Comstock - Long	Points	130 p
Targets	13 paper, 2 no-shoot, Total 13 targets	Min rounds	26
Firearm	Handgun	Match-%	15.76%

Procedure	
Starting position	Gun loaded & holstered
Firearm ready condition	
Start on	Audible signal
Stop on	Last shot
Penalties	As per current edition of rules
Safety angles	L/R
Setup notes	








5. AD TACTICAL

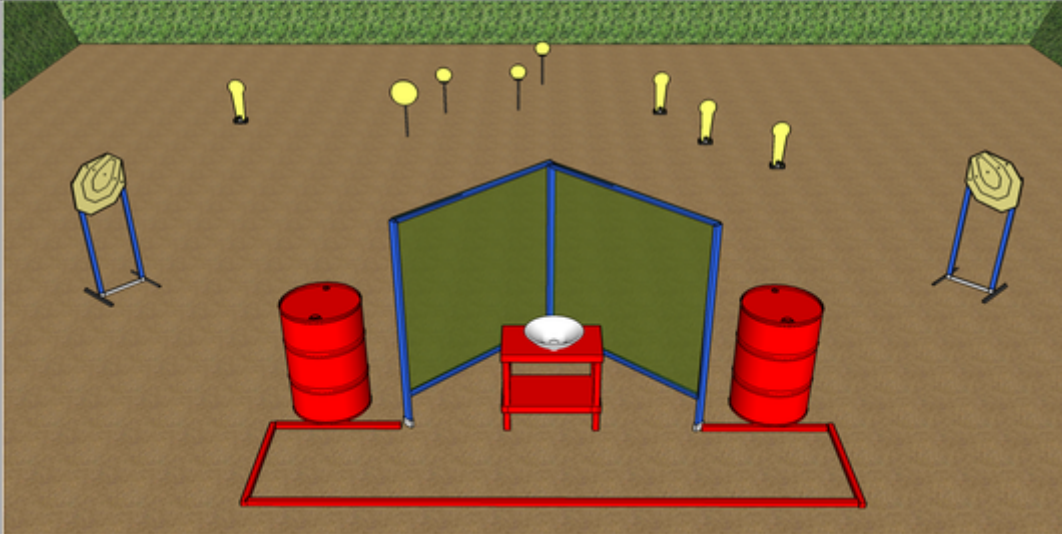
STAGE NUMBER:	5	RANGE NUMBER:	5	GOLDEN CITY <small>SHOOTING CLUB</small>	Sponsored by: AD TACTICAL								
START POSITION:	Shooter starts seated with back against the backrest. The firearm is loaded and placed flat on the table pointing downrange.												
STAGE PROCEDURE:	After the audible start signal engage targets.												
	0		6		0		0		2		0		2
													

CoF	Comstock - Medium	Points	80 p
Targets	6 paper, 4 popper, Total 10 targets	Min rounds	16
Firearm	Handgun	Match-%	9.70%

Procedure	
Starting position	Gun loaded & holstered
Firearm ready condition	
Start on	Audible signal
Stop on	Last shot
Penalties	As per current edition of rules
Safety angles	L/R
Setup notes	

6. DEL FORNO – LEMON TREE









STAGE NUMBER:	6	RANGE NUMBER:	7	GOLDEN CITY <small>SHOOTING CLUB</small>	Sponsored by: DEL FORNO – LEMON TREE								
START POSITION:	Shooter starts with the palms of both hands touching the bottom of the basin. The firearm is unloaded and placed flat on either drum pointing downrange. All magazines are placed flat on either drum.												
STAGE PROCEDURE:	After the audible start signal engage targets.												
	0		0		0		0		0		0		0



CoF	Comstock - Short	Points	60 p
Targets	2 paper, 8 popper, Total 10 targets	Min rounds	12
Firearm	Handgun	Match-%	7.27%

Procedure	
Starting position	Gun loaded & holstered
Firearm ready condition	
Start on	Audible signal
Stop on	Last shot
Penalties	As per current edition of rules
Safety angles	L/R
Setup notes	








7. COMBINATION COATINGS


STAGE NUMBER:	7	RANGE NUMBER:	8	GOLDEN CITY <small>SHOOTING CLUB</small>	Sponsored by: COMBINATION COATINGS								
START POSITION:	Shooter starts anywhere in the designated area.												
STAGE PROCEDURE:	After the audible start signal engage targets. P1 activates mover B1 which remains visible.												
	32		14		0		6		4		0		0
													

CoF	Comstock - Long	Points	160 p
Targets	14 paper, 4 popper, 6 no-shoot, Total 18 targets	Min rounds	32
Firearm	Handgun	Match-%	19.39%

Procedure	
Starting position	Gun loaded & holstered
Firearm ready condition	
Start on	Audible signal
Stop on	Last shot
Penalties	As per current edition of rules
Safety angles	L/R
Setup notes	

8. SA BLOCK AFRIMAT

STAGE NUMBER:	8	RANGE NUMBER:	9	GOLDEN CITY <small>SHOOTING CLUB</small>	Sponsored by: SA BLOCK AFRIMAT								
START POSITION:	Shooter starts anywhere in the designated area.												
STAGE PROCEDURE:	After the audible start signal engage targets.												
	0		9		0		3		2		9		3



CoF	Comstock - Long	Points	160 p
Targets	9 paper, 14 popper, 3 no-shoot, Total 23 targets	Min rounds	32
Firearm	Handgun	Match-%	19.39%

Procedure	
Starting position	Gun loaded & holstered
Firearm ready condition	
Start on	Audible signal
Stop on	Last shot
Penalties	As per current edition of rules
Safety angles	L/R
Setup notes	