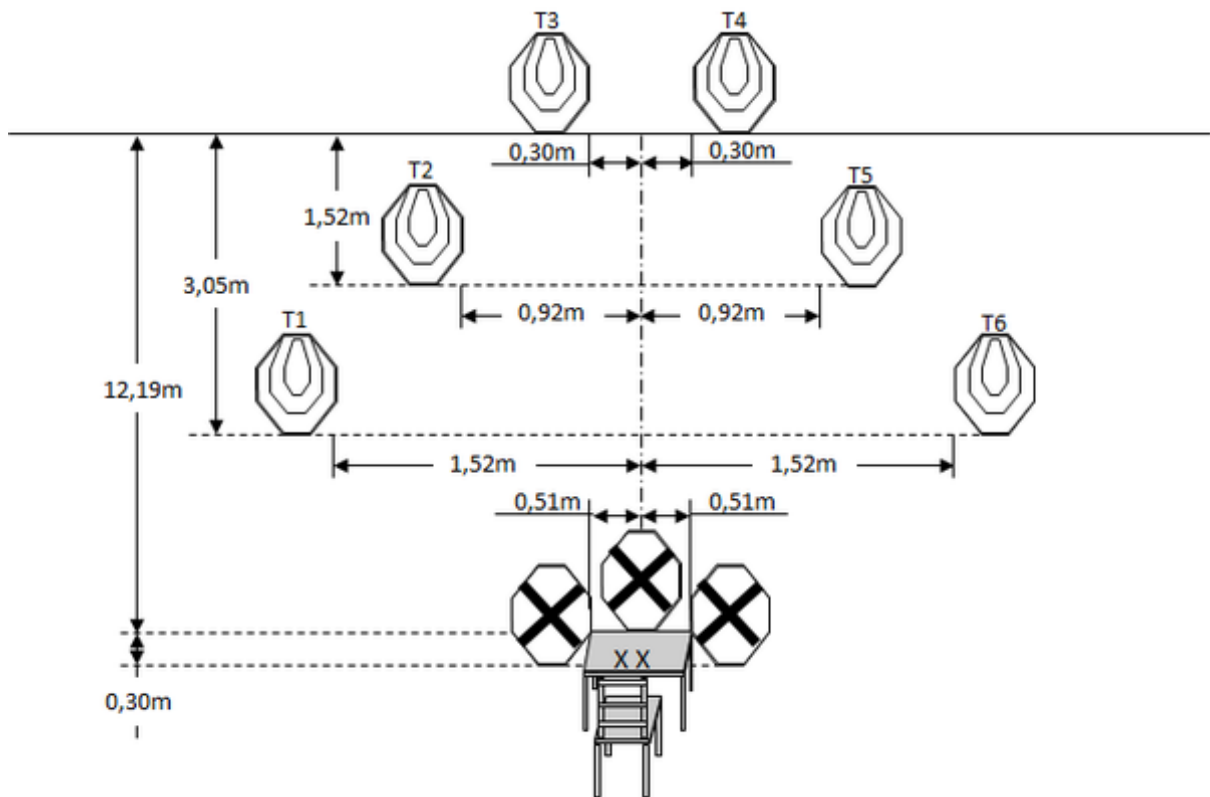


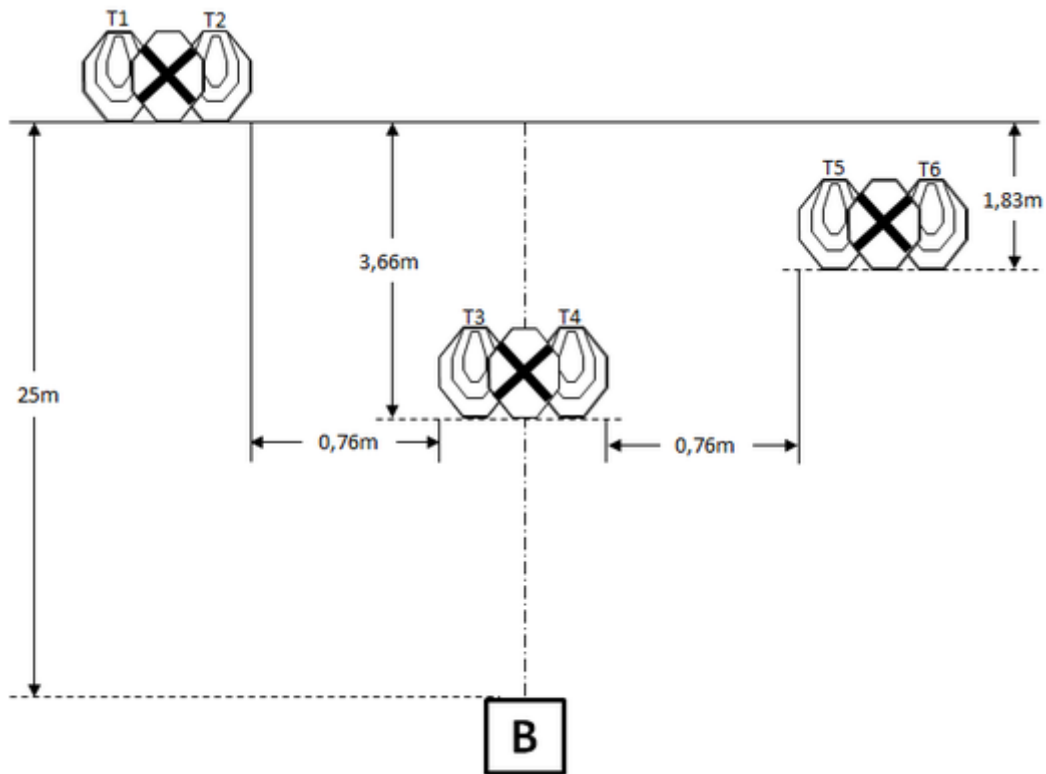
1. April #1



CoF	Comstock - Short	Points	30 p
Targets	6 paper, 3 no-shoot, Total 6 targets	Min rounds	6
Firearm	Mini Rifle	Match-%	11.54%

Procedure	After the audible start signal engage targets T1, T2 and T3 (or T4, T5 and T6) with minimum one round per target. Make a mandatory reload and engage the remaining targets with minimum one round per target. All shooting must be done while sitting on the chair.		
Starting position	Seated on the chair with elbows on "X"-marks. Rifle laying flat on table on either side of the elbow		
Firearm ready condition	Loaded with chamber empty and bolt closed (Option 2).		
Start on	Audible signal		
Stop on	Last shot		
Penalties	As per current edition of rules		
Safety angles	L/R		
Setup notes	Set IPSC Targets/No Shoots to 1.52m to the top of the targets. 'X'-marks are 0.15m right and left of the centerline and 0.15m from the edge of the table. The bases of all No Shoots are set at table height.		

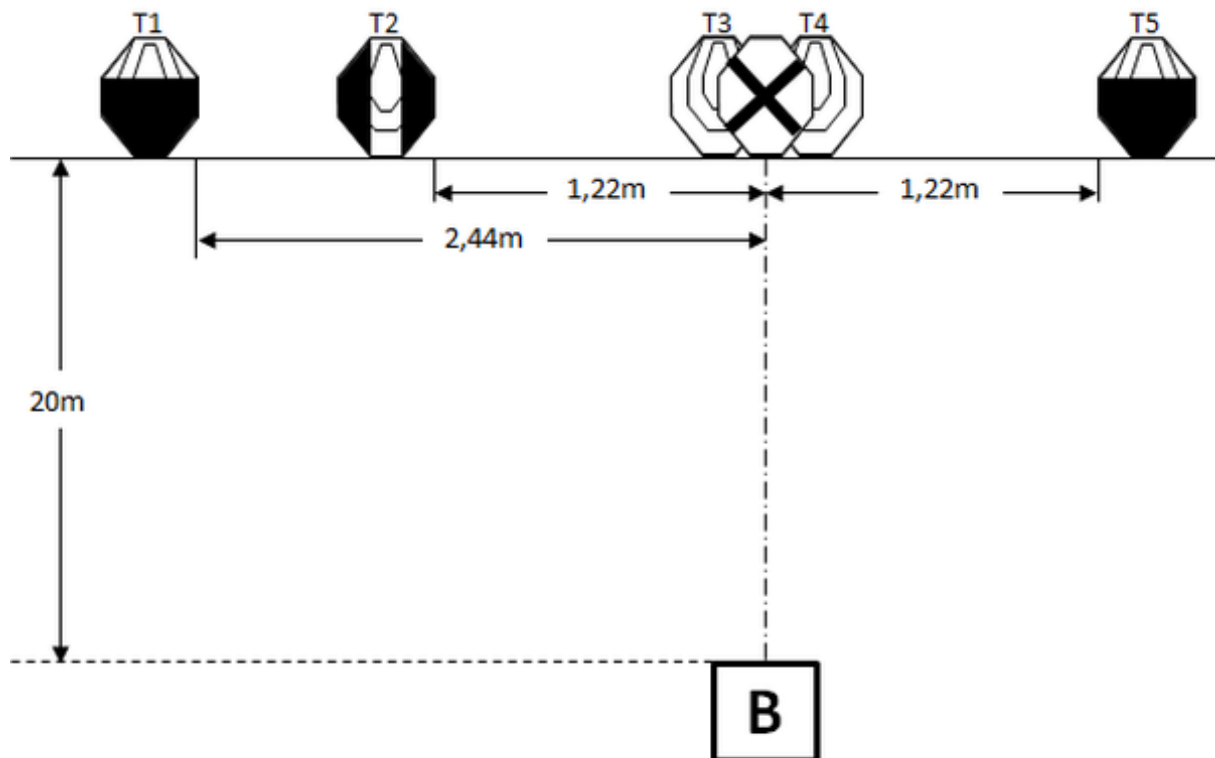
2. April #2



CoF	Comstock - Medium	Points	60 p
Targets	6 paper, 3 no-shoot, Total 6 targets	Min rounds	12
Firearm	Mini Rifle	Match-%	23.08%

Procedure	After the audible start signal engage.
Starting position	Standing erect in area "B", stock touching the competitor at hip level.
Firearm ready condition	Loaded (Option 1).
Start on	Audible signal
Stop on	Last shot
Penalties	As per current edition of rules
Safety angles	L/R
Setup notes	Set IPSC Targets T3 and T4 to 0.92m high at top of the targets. Set IPSC Targets T1, T2, T5 and T6 to 1.52m high at top of target. Set No Shoots so that they go from "A"-zone to "A"-zone. No Shoot on IPSC Targets T3 and T4 is centered on center line. Area "B" is located 25m from T1&T2; and is 0,92m by 0,92m .

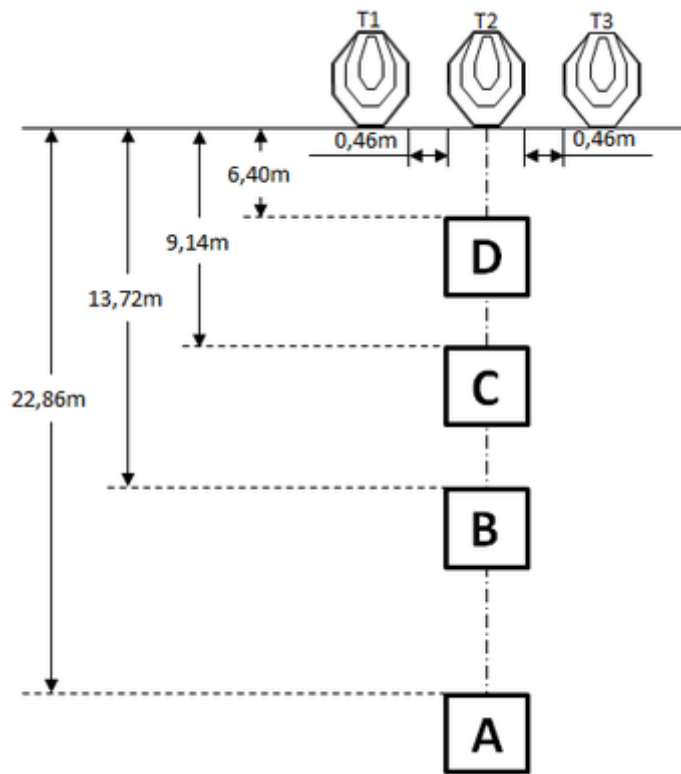
3. April #3



CoF	Comstock - Short	Points	50 p
Targets	5 paper, 1 no-shoot, Total 5 targets	Min rounds	10
Firearm	Mini Rifle	Match-%	19.23%

Procedure	After the audible start signal engage targets with minimum one round each. Change shooting position to kneeling with at least one knee touching the ground and engage all targets with minimum one round each.		
Starting position	Standing erect in area "B", stock touching the competitor at hip level.		
Firearm ready condition	Loaded (Option 1).		
Start on	Audible signal		
Stop on	Last shot		
Penalties	As per current edition of rules		
Safety angles	L/R		
Setup notes	Set IPSC Targets/No Shoot to 1,52m to the top of the targets. Area "B" is located 20m from targets and is 0,92m by 0,92m. Hard cover on IPSC Targets T1 and T5 cuts through from notch to notch, as shown. Hard cover on IPSC Target T2 is from perforation of A-zone outward from top to bottom on both sides of the A-zone. IPSC Targets T3 and T4 are butted edge to edge, the No Shoot is centered on them. Center the No Shoot on center line.		

4. April #4



CoF	Comstock - Long	Points	120 p
Targets	3 paper, Total 3 targets	Min rounds	24
Firearm	Mini Rifle	Match-%	46.15%

Procedure	After the audible start signal engage targets with a minimum of two rounds each from within area "D". Then move to area "C" and engage targets with a minimum of two rounds each. Then move to area "B" and engage targets with a minimum of two rounds each. Then move to area "A" and engage targets with a minimum of two rounds each.
Starting position	Standing erect in area "D", stock touching the competitor at hip level.
Firearm ready condition	Loaded (Option 1).
Start on	Audible signal
Stop on	Last shot
Penalties	As per current edition of rules
Safety angles	L/R
Setup notes	Set IPSC Targets to 1,52m to the top of the targets. All areas are 0,92m by 0,92m.