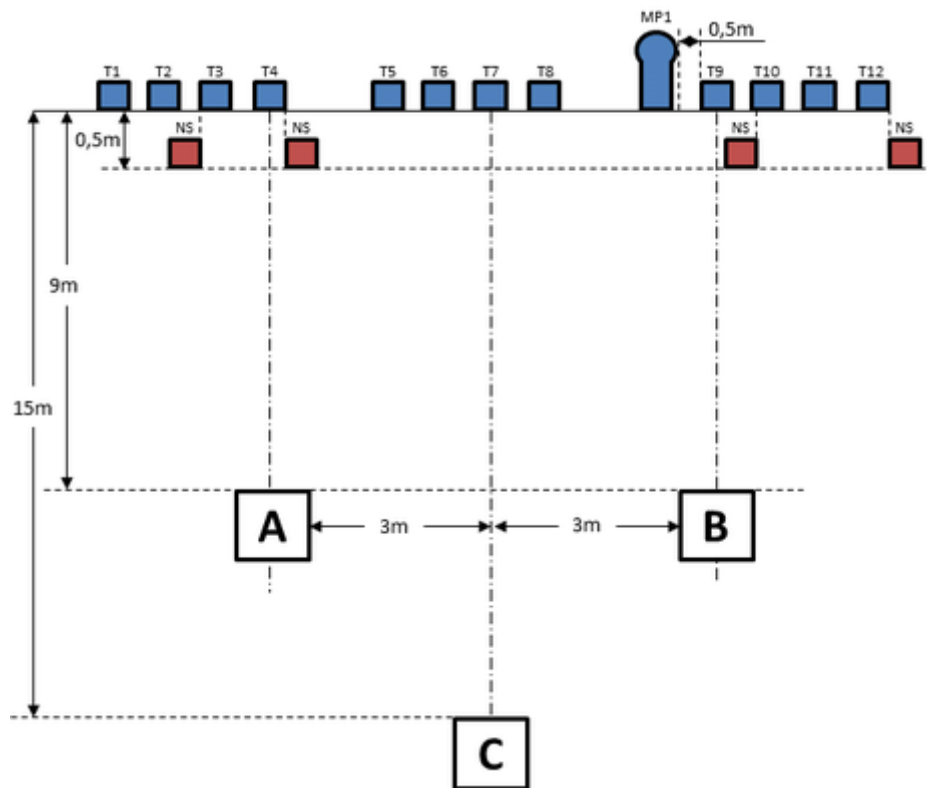


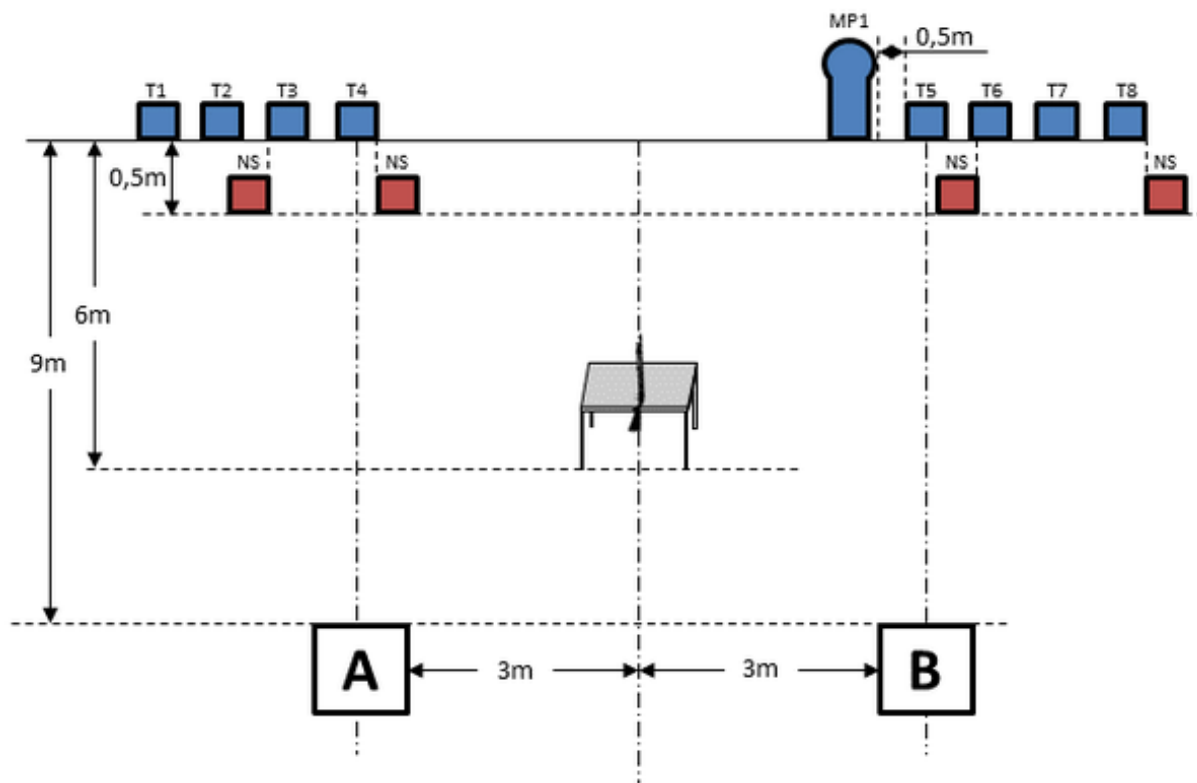
1. Hagelgevär April #1



| | | | |
|---------|---------------------------------------|------------|--------|
| CoF | Comstock - Medium | Points | 65 p |
| Targets | 1 popper, 12 plates, Total 13 targets | Min rounds | 13 |
| Firearm | Shotgun | Match-% | 41.94% |

| | | | |
|-------------------------|---|--|--|
| Procedure | After the audible start signal engage targets. T1-T4 can only be shot from area "A". T5-T8 can only be shot from area "C". T9-T12 and MP1 can only be shot from area "B". | | |
| Starting position | Loaded (Option 1). Standing upright facing downrange in area "C". | | |
| Firearm ready condition | | | |
| Start on | Audible signal | | |
| Stop on | Last shot | | |
| Penalties | As per current edition of rules | | |
| Safety angles | L/R | | |
| Setup notes | All targets are placed on 0-60cm from ground level, all targets must be on placed on the same height. Distance between IPSC Plates within an array are 30cm. All IPSC Plates and No-Shoots have the same size and have the maximum size of 20x20cm. All areas are maximum 1x1m. | | |

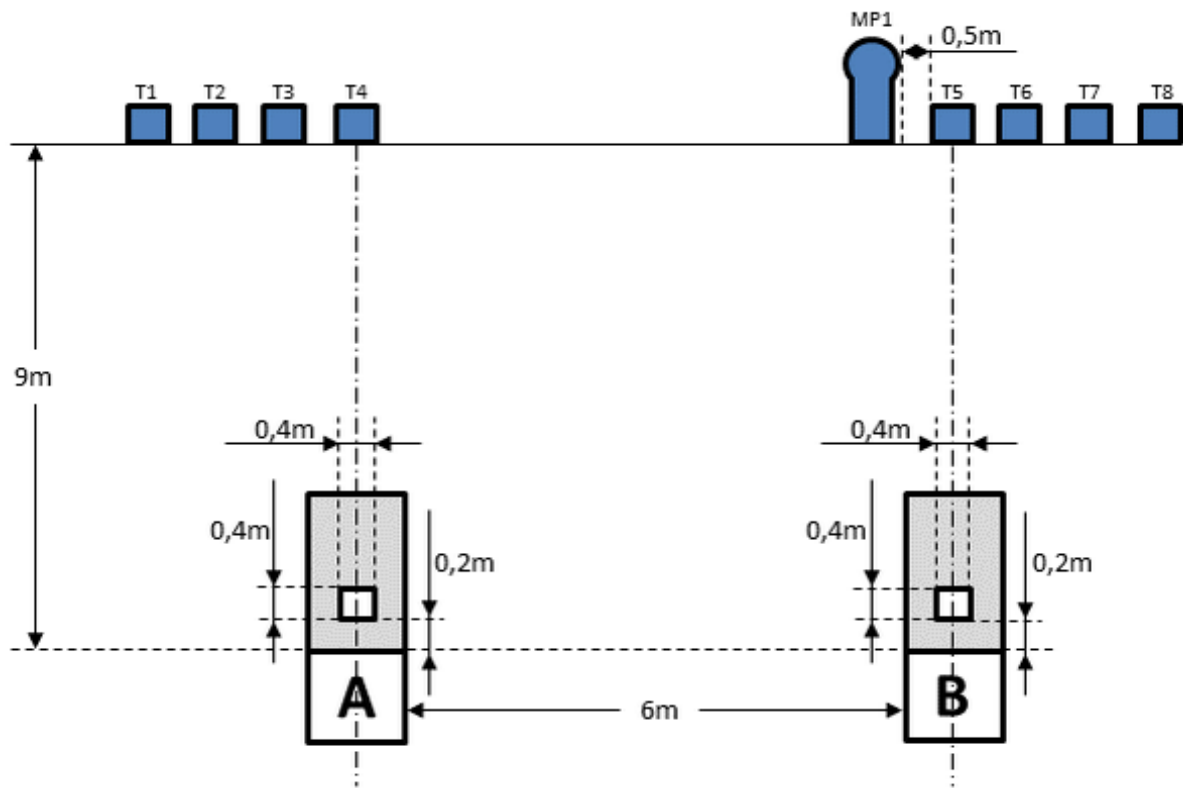
2. Hagelgevär April #2



| | | | |
|---------|-------------------------------------|------------|--------|
| CoF | Comstock - Medium | Points | 45 p |
| Targets | 1 popper, 8 plates, Total 9 targets | Min rounds | 9 |
| Firearm | Shotgun | Match-% | 29.03% |

| | | | |
|-------------------------|--|--|--|
| Procedure | Shotgun unloaded (Option 3), gun laying flat on table. After the audible start signal engage targets. T1-T4 can only be shot from area "A". T5-T8 and Mini Popper (MP1) can only be shot from area "B". | | |
| Starting position | Standing upright facing downrange in area "A" or area "B". | | |
| Firearm ready condition | | | |
| Start on | Audible signal | | |
| Stop on | Last shot | | |
| Penalties | As per current edition of rules | | |
| Safety angles | L/R | | |
| Setup notes | All targets are placed on 0-60cm from ground level, all targets must be on placed on the same height. Distance between IPSC Plates within an array are 30 cm. All IPSC Plates and No-Shoots have the same size and have the maximum size of 20x20cm. All areas are maximum 1x1m. | | |

3. Hagelgevär April #3



| | | | |
|---------|-------------------------------------|------------|--------|
| CoF | Comstock - Medium | Points | 45 p |
| Targets | 1 popper, 8 plates, Total 9 targets | Min rounds | 9 |
| Firearm | Shotgun | Match-% | 29.03% |

| | | | |
|-------------------------|---|--|--|
| Procedure | Shotgun loaded (Option 1). After the audible start signal engage targets. T1-T4 can only be shot from area "A" through port in the wall. T5-T8 and Mini Popper (MP1) can only be shot from area "B" through port in the wall. | | |
| Starting position | Standing upright facing downrange area "A" or area "B". | | |
| Firearm ready condition | | | |
| Start on | Audible signal | | |
| Stop on | Last shot | | |
| Penalties | As per current edition of rules | | |
| Safety angles | L/R | | |
| Setup notes | All targets are placed on 0-60cm from ground level, all targets must be on placed on the same height. Distance between IPSC Plates within an array are 30cm. All IPSC Plates have the same size and have the maximum size of 20x20cm. All areas are maximum 1x1m. | | |