


1. CLC-15



CoF	Comstock - Short	Points	45 p
Targets	4 paper, 1 popper, Total 5 targets	Min rounds	9
Firearm	Handgun	Match-%	14.52%

Procedure	
Starting position	
Firearm ready condition	
Start on	
Stop on	
Penalties	
Safety angles	L/R
Setup notes	

2. CLC-25

🔒 ipsc-tech.org ↻


IPSC Classifier
Stage: CLC-25

<p>Type of Course: Medium Course</p> <p>Targets (type & number): 3 IPSC Targets, 3 IPSC Popper</p> <p>No. of rounds to be scored: 21</p> <p>Maximum points: 105</p> <p>Start position: Standing in a line in area 'X', facing downrange with feet of both feet against front line of area 'A', hands on knees.</p> <p>Handgun ready condition: Handgun loaded and holstered.</p> <p>Procedure: After the audible start signal engage targets T1, T2 and T3 with 2 rounds each, make a mandatory reload and engage targets T1, T2 and T3, with two rounds each, again. Perform another mandatory reload and engage targets T1, T2 and T3, with two rounds each, again. Make another mandatory reload and engage P1, P2 and P3 using hand only.</p> <p>Setup Notes: Set IPSC Targets to 7.52m (25') to the top of the targets. Area 'X' is 0.82m (27') by 0.82m (27'). Hand cover on IPSC Targets T2 and T3, as shown. Diagonal hand cover notch across the center of A-zone to upper point of angle set. Hand cover on IPSC Target T1 is seen with the edge of A-zone.</p>	<p>Medium Course</p> <p>3 IPSC Targets, 3 IPSC Popper</p> <p>21</p> <p>105</p> <p>Standing in a line in area 'X', facing downrange with feet of both feet against front line of area 'A', hands on knees.</p> <p>Handgun loaded and holstered.</p> <p>After the audible start signal engage targets T1, T2 and T3 with 2 rounds each, make a mandatory reload and engage targets T1, T2 and T3, with two rounds each, again.</p> <p>Perform another mandatory reload and engage targets T1, T2 and T3, with two rounds each, again.</p> <p>Make another mandatory reload and engage P1, P2 and P3 using hand only.</p> <p>Set IPSC Targets to 7.52m (25') to the top of the targets.</p> <p>Area 'X' is 0.82m (27') by 0.82m (27').</p> <p>Hand cover on IPSC Targets T2 and T3, as shown. Diagonal hand cover notch across the center of A-zone to upper point of angle set.</p> <p>Hand cover on IPSC Target T1 is seen with the edge of A-zone.</p>
---	--

CoF	Comstock - Medium	Points	105 p
Targets	3 paper, 3 popper, Total 6 targets	Min rounds	21
Firearm	Handgun	Match-%	33.87%

Procedure	
Starting position	
Firearm ready condition	
Start on	
Stop on	
Penalties	
Safety angles	L/R
Setup notes	


3. CLC-31



CoF	Comstock - Short	Points	30 p
Targets	2 paper, 2 popper, 1 no-shoot, Total 4 targets	Min rounds	6
Firearm	Handgun	Match-%	9.68%

Procedure	
Starting position	
Firearm ready condition	
Start on	
Stop on	
Penalties	
Safety angles	L/R
Setup notes	

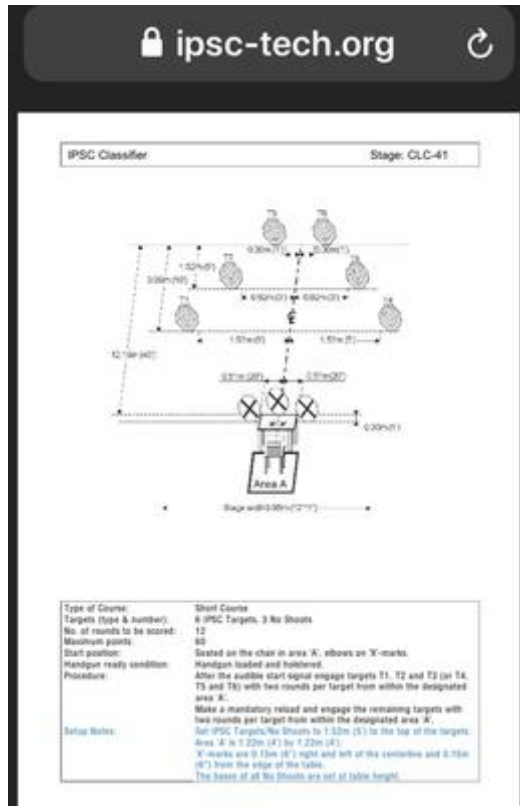
4. CLC-33



CoF	Comstock - Short	Points	30 p
Targets	3 paper, Total 3 targets	Min rounds	6
Firearm	Handgun	Match-%	9.68%

Procedure	
Starting position	
Firearm ready condition	
Start on	
Stop on	
Penalties	
Safety angles	L/R
Setup notes	


5. CLC-41



CoF	Comstock - Short	Points	60 p
Targets	6 paper, 3 no-shoot, Total 6 targets	Min rounds	12
Firearm	Handgun	Match-%	19.35%

Procedure	
Starting position	
Firearm ready condition	
Start on	
Stop on	
Penalties	
Safety angles	L/R
Setup notes	

6. CLC-45



CoF	Comstock - Short	Points	40 p
Targets	2 paper, 4 popper, Total 6 targets	Min rounds	8
Firearm	Handgun	Match-%	12.90%

Procedure	
Starting position	
Firearm ready condition	
Start on	
Stop on	
Penalties	
Safety angles	L/R
Setup notes	