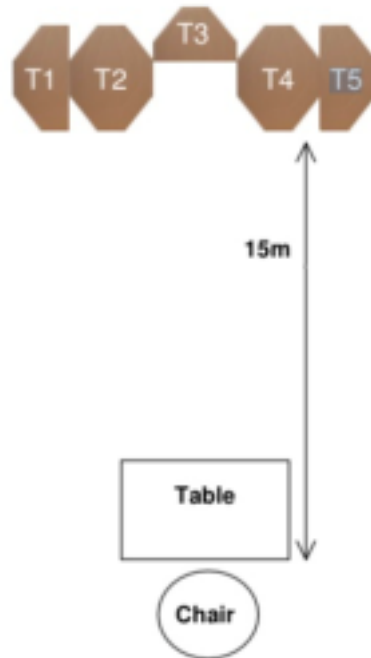


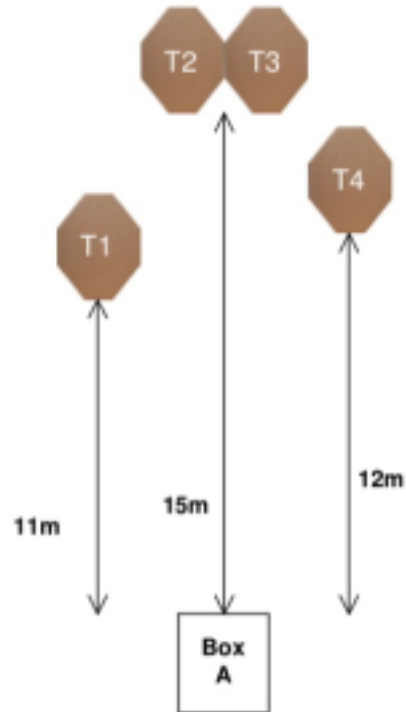
# 1. Stage 1



CoF	Comstock - Short	Points	50 p
Targets	5 paper, Total 5 targets	Min rounds	10
Firearm	Mini Rifle	Match-%	5.00%

Procedure	Sat on chair reading book in front of eyes. Gun Wholly on table. Magazines on shooter. Engage targets with maximum of one round. Reload with at least one round and and re engage with a minimum of one round. ALL TARGETS ARE MICROS.
Starting position	Gun unloaded on table.
Firearm ready condition	UnLoaded.
Start on	Audible signal
Stop on	Last shot
Penalties	As per current edition of rules
Safety angles	L/R
Setup notes	Book can be IPSC micro target.

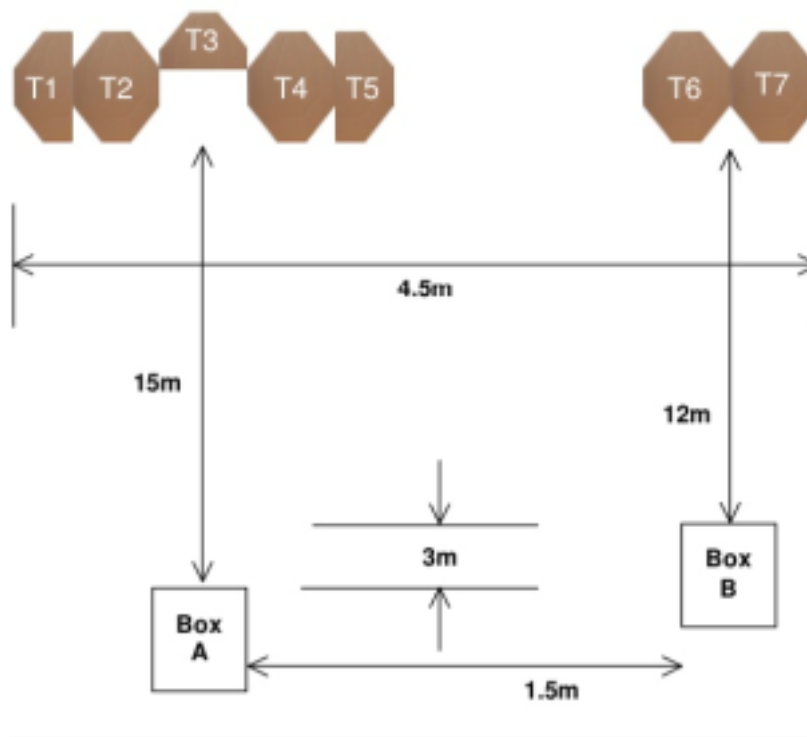
## 2. Stage 2



CoF	Comstock - Short	Points	40 p
Targets	4 paper, Total 4 targets	Min rounds	8
Firearm	Mini Rifle	Match-%	4.00%

Procedure	Engage targets with a minimum of two rounds on each. USE MICRO TARGETS
Starting position	Gun loaded & held in two hands at hip level.
Firearm ready condition	Loaded
Start on	Audible signal
Stop on	Last shot
Penalties	As per current edition of rules
Safety angles	L/R
Setup notes	Shooting box is 60cm x 60cm.

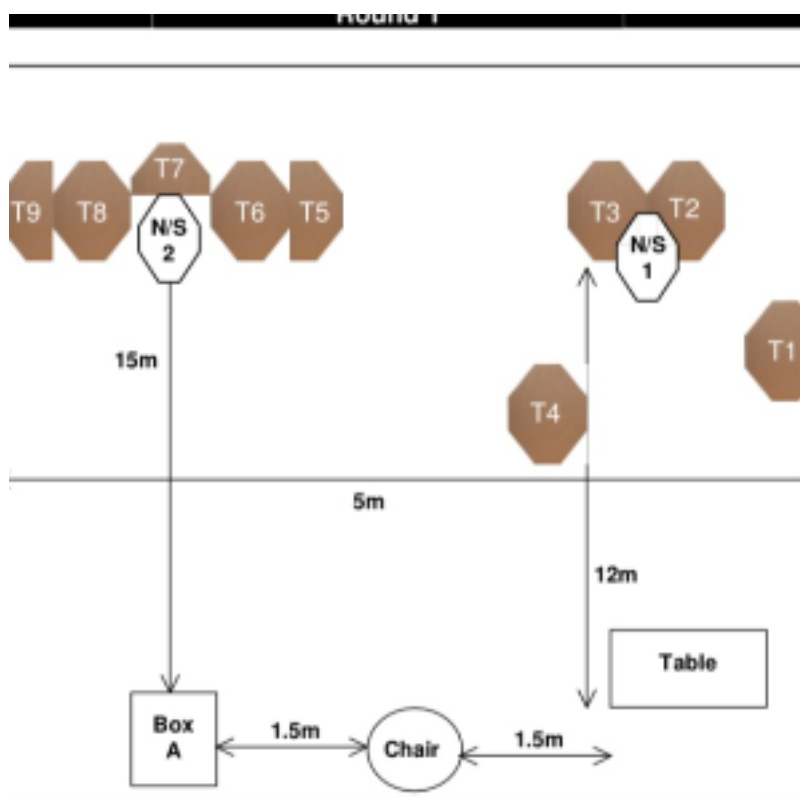
### 3. Stage 3



CoF	Comstock - Medium	Points	70 p
Targets	7 paper, Total 7 targets	Min rounds	14
Firearm	Mini Rifle	Match-%	7.00%

Procedure	Engage targets in any order. T1 - T5 from Box A. T6 & T7 from Box B. USE MICRO TARGETS
Starting position	Standing Upright in Box A Rifle held in 2 hands at hip level
Firearm ready condition	Loaded
Start on	Audible signal
Stop on	Last shot
Penalties	As per current edition of rules
Safety angles	L/R
Setup notes	

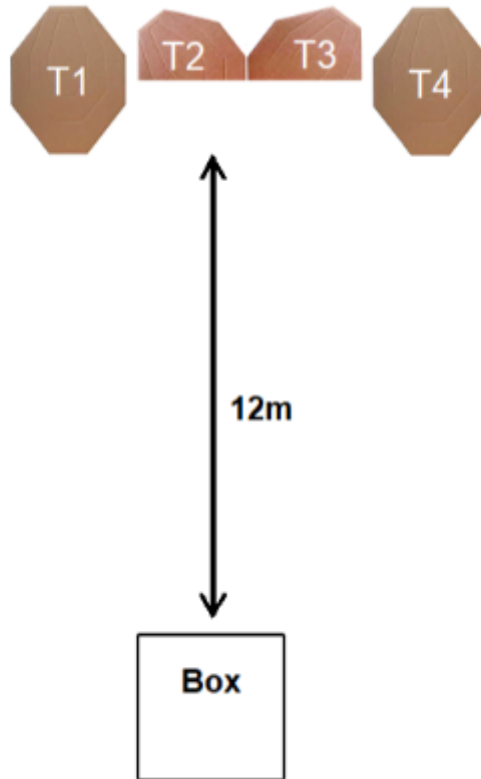
## 4. Stage 4



CoF	Comstock - Medium	Points	90 p
Targets	9 paper, 2 no-shoot, Total 9 targets	Min rounds	18
Firearm	Mini Rifle	Match-%	9.00%

Procedure	Engage targets in any order. T1- T4 must be shot from behind table. T5 - T9 from Box A Use Micro Targets
Starting position	Sat on Chair, gun on centre line of table.
Firearm ready condition	Loaded
Start on	Audible signal
Stop on	Last shot
Penalties	As per current edition of rules
Safety angles	L/R
Setup notes	

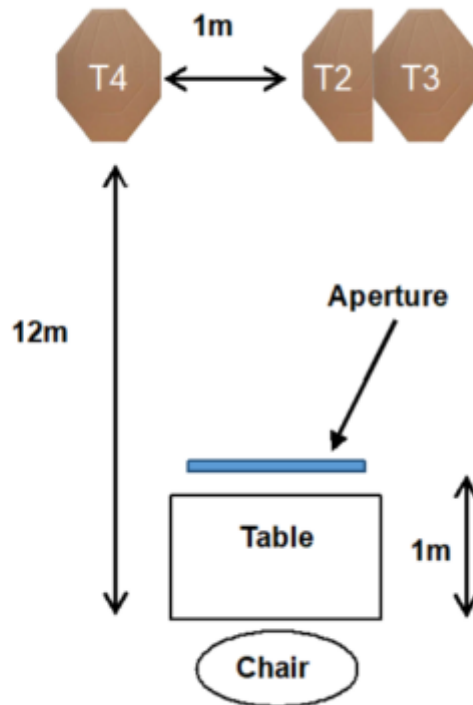
## 5. Stage 5



CoF	Comstock - Short	Points	40 p
Targets	4 paper, Total 4 targets	Min rounds	8
Firearm	Mini Rifle	Match-%	4.00%

Procedure	On audible start signal, shoot targets with a minimum of one round on each, freestyle. Then shoot again with a further one shot on each from your weak shoulder.
Starting position	Gun loaded & held at trail in strong hand.
Firearm ready condition	Loaded
Start on	Audible signal
Stop on	Last shot
Penalties	As per current edition of rules
Safety angles	90/90/90 or Local MAR
Setup notes	See Construction Notes

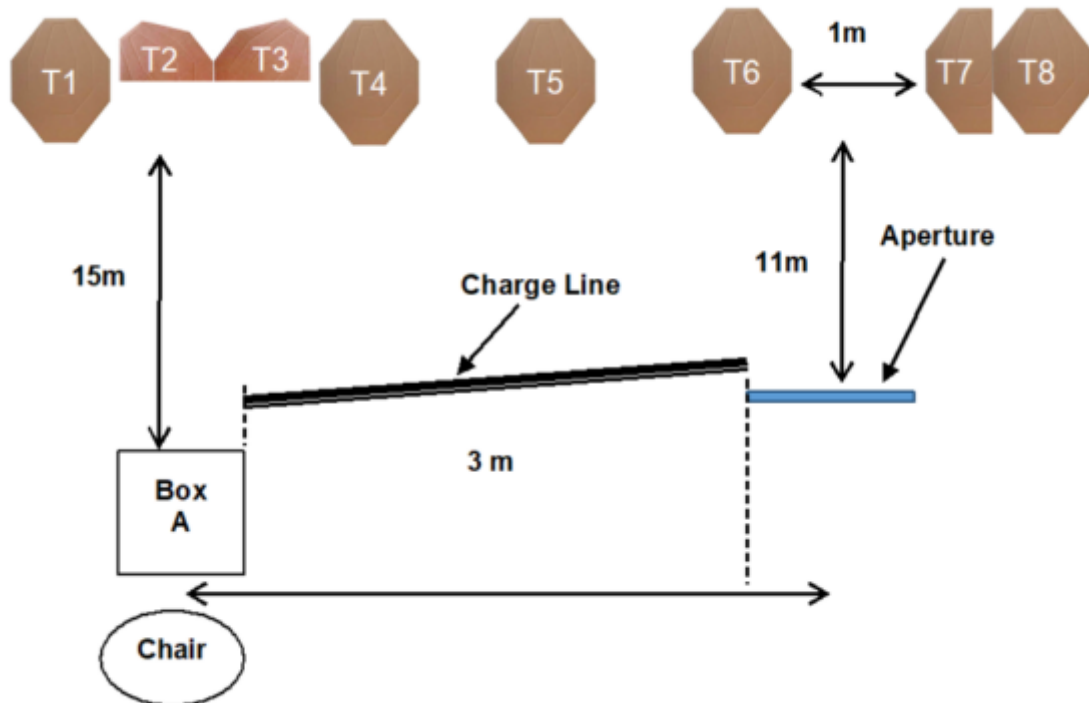
## 6. Stage 6



CoF	Comstock - Short	Points	30 p
Targets	3 paper, Total 3 targets	Min rounds	6
Firearm	Mini Rifle	Match-%	3.00%

Procedure	Sat at table hands on knees. Gun wholly on table covered by tea towel. Ammunition may be on table. On audible start signal shoot targets with a minimum of 2 round son each through aperture.
Starting position	Gun unloaded on table.
Firearm ready condition	Unloaded
Start on	Audible signal
Stop on	Last shot
Penalties	As per current edition of rules
Safety angles	90/90/90 or local MAR
Setup notes	See Construction Notes

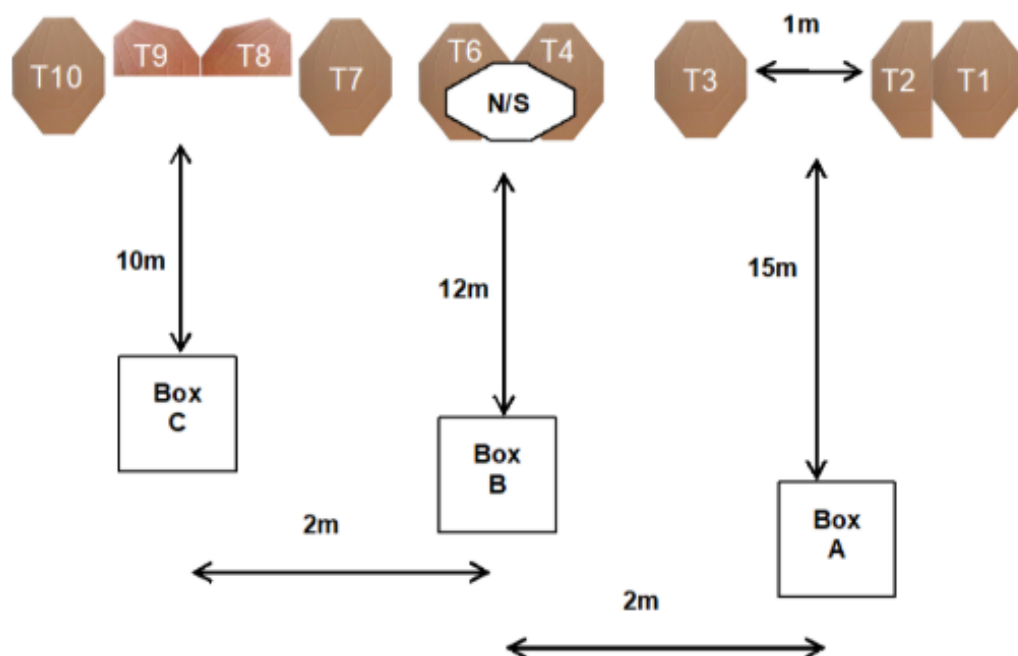
## 7. Stage 7



CoF	Comstock - Medium	Points	80 p
Targets	8 paper, Total 8 targets	Min rounds	16
Firearm	Mini Rifle	Match-%	8.00%

Procedure	Sat on chair 1m behind Box A. Gun loaded and held in one hand at trail in either hand. Other hand on knee. On audible start signal, shoot targets with a minimum of two rounds on each. T1 - T4 from Box A. T5 between Box A and Aperture. T6 - T8 through aperture.
Starting position	Gun loaded & held at trail whilst seated.
Firearm ready condition	Loaded
Start on	Audible signal
Stop on	Last shot
Penalties	As per current edition of rules
Safety angles	90/90/90 or local MAR
Setup notes	See Construction Notes

## 8. Stage 8




CoF	Comstock - Medium	Points	100 p
Targets	10 paper, Total 10 targets	Min rounds	20
Firearm	Mini Rifle	Match-%	10.00%

Procedure	Standing upright in Box A. Gun held at trail in strong hand. On audible start signal, shoot targets with a minimum of two rounds on each. T1 - T3 from Box A, T4 - T6 from Box B and T7 - T10 from Box C.
Starting position	Gun loaded held at the trail.
Firearm ready condition	Loaded
Start on	Audible signal
Stop on	Last shot
Penalties	As per current edition of rules
Safety angles	90/90/90 or local MAR
Setup notes	See Construction Notes



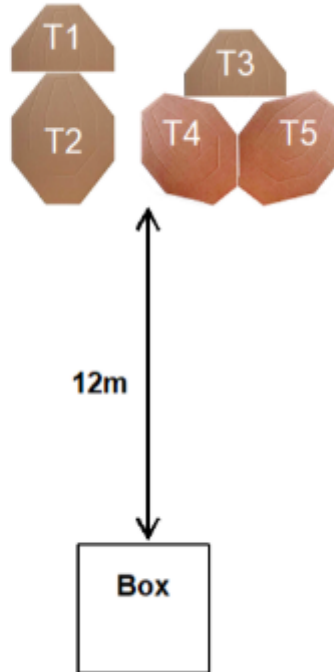
## 9. Stage 9



CoF	Comstock - Short	Points	50 p
Targets	5 paper, Total 5 targets	Min rounds	10
Firearm	Mini Rifle	Match-%	5.00%

Procedure	Standing up right in Box. Loaded gun held at trail in strong hand. On audible start signal, shoot the targets with a maximum of one shot on each, freestyle. Then shoot the targets with one round on each from your weak shoulder.
Starting position	Gun loaded & held at trail.
Firearm ready condition	Loaded
Start on	Audible signal
Stop on	Last shot
Penalties	As per current edition of rules
Safety angles	90/90/90 or local MAR
Setup notes	See construction notes.

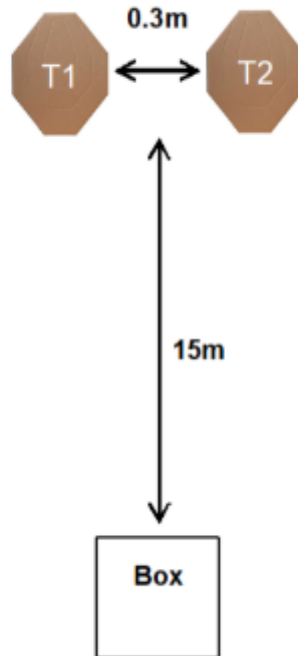
# 10. Stage 10



CoF	Comstock - Short	Points	40 p
Targets	2 paper, Total 2 targets	Min rounds	8
Firearm	Mini Rifle	Match-%	4.00%

Procedure	Standing upright in Box. Gun loaded and held at trail in strong hand. On audible start signal shoot targets with on each, reload and again shoot the targets again with a minimum of two shoots on each.
Starting position	Gun loaded & held at trail.
Firearm ready condition	Loaded
Start on	Audible signal
Stop on	Last shot
Penalties	As per current edition of rules
Safety angles	90/90/90 or local MAR
Setup notes	See Construction Notes

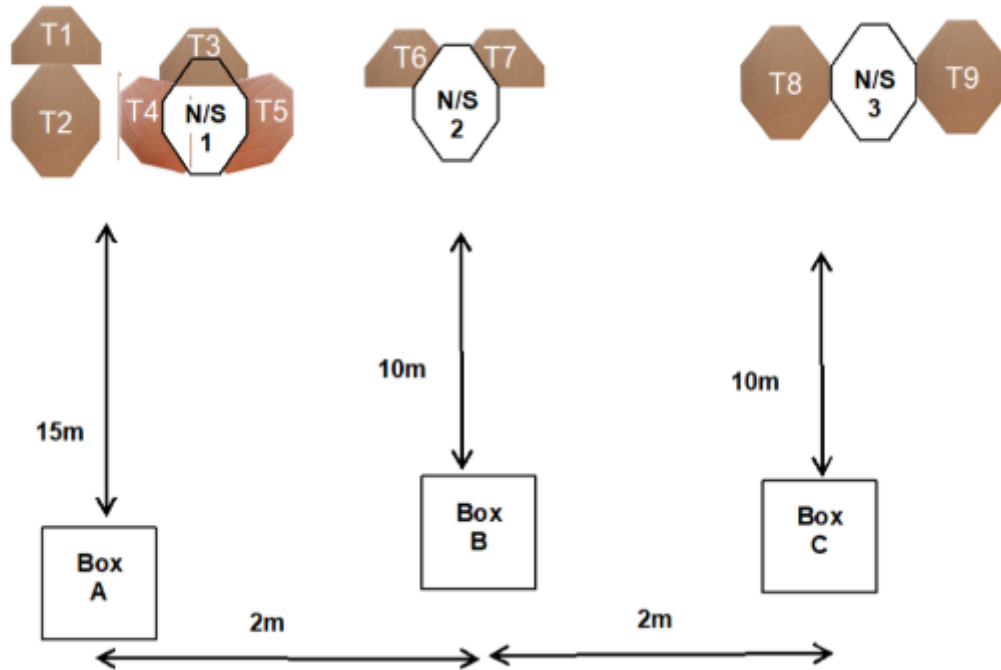
# 11. Stage 11



CoF	Comstock - Medium	Points	70 p
Targets	7 paper, Total 7 targets	Min rounds	14
Firearm	Mini Rifle	Match-%	7.00%

Procedure	Standing upright behind table with arms crossed. Gun unloaded on table. All ammunition on person. On audible start signal shoot targets with a minimum of two rounds on each. T1 - T5 from behind table. Move to Box A and shoot targets T6 & T7.
Starting position	Gun unloaded on table.
Firearm ready condition	Unloaded
Start on	Audible signal
Stop on	Last shot
Penalties	As per current edition of rules
Safety angles	90/90/90 or local MAR
Setup notes	See Construction Notes

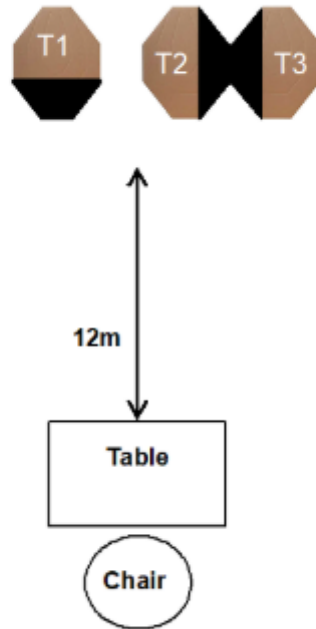
## 12. Stage 12



CoF	Comstock - Medium	Points	90 p
Targets	9 paper, Total 9 targets	Min rounds	18
Firearm	Mini Rifle	Match-%	9.00%

Procedure	Standing up right in Box A, Loaded gun held at trail on strong hand. On audible start signal shoot targets with a minimum of rounds on each. T1 - T5 from within Box A, T6 & T7 from Box B, then T8 & T9 from Box C.
Starting position	Gun loaded & held at trail in strong hand.
Firearm ready condition	Loaded
Start on	Audible signal
Stop on	Last shot
Penalties	As per current edition of rules
Safety angles	90/90/90
Setup notes	See Construction Notes

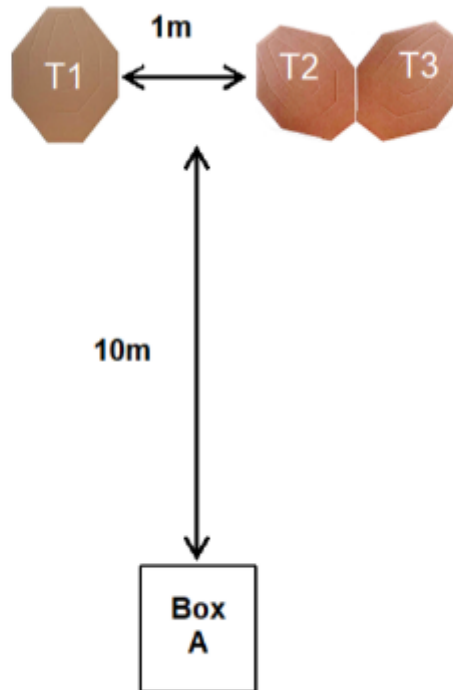
# 13. Stage 13



CoF	Comstock - Short	Points	45 p
Targets	3 paper, Total 3 targets	Min rounds	9
Firearm	Mini Rifle	Match-%	4.50%

Procedure	Sat at table with hands on knees. Unloaded gun wholly on table covered by a hand towel. On the audible start signal, shoot the targets with a maximum of 2 rounds on each whilst seated. Carry out a reload and again shoot with a minimum of one round on each, freestyle from behind table.
Starting position	Gun unloaded on table
Firearm ready condition	Unloaded
Start on	Audible signal
Stop on	Last shot
Penalties	As per current edition of rules
Safety angles	90/90/90 or local MAR
Setup notes	See Construction Notes

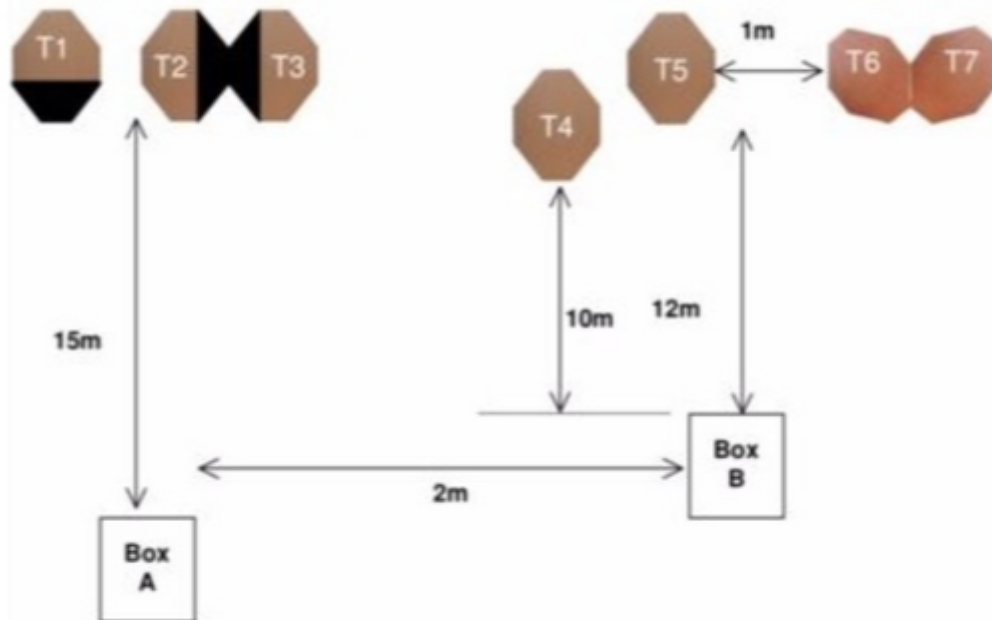
# 14. Stage 14



CoF	Comstock - Short	Points	45 p
Targets	3 paper, Total 3 targets	Min rounds	9
Firearm	Mini Rifle	Match-%	4.50%

Procedure	Standing upright in Box, gun loaded and held in two hands at hip level. On the audible start signal, shoot the targets with a maximum of 2 shots on each from your strong shoulder. Move gun to weak shoulder and shoot targets again with a minimum of 1 shot on each.
Starting position	Gun loaded & held in 2 hands at hip level.
Firearm ready condition	Loaded
Start on	Audible signal
Stop on	Last shot
Penalties	As per current edition of rules
Safety angles	90/90/90 or local MAR
Setup notes	See Construction Notes

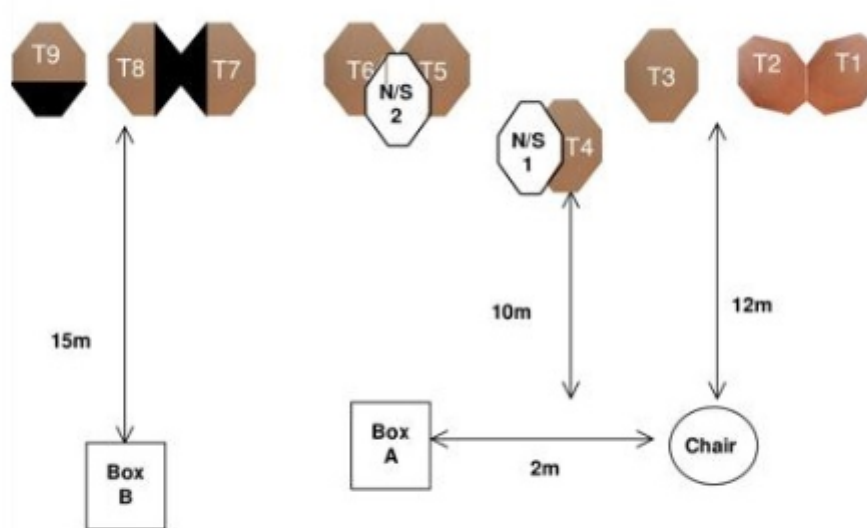
# 15. Stage 15



CoF	Comstock - Medium	Points	70 p
Targets	7 paper, Total 7 targets	Min rounds	14
Firearm	Mini Rifle	Match-%	7.00%

Procedure	Standing up right in Box A. Loaded gun held in two hands at hip level. On audible start signal shoot the targets with a minimum of 2 rounds on each. T1 - T3 from Box A and T4 - T7 from Box B.
Starting position	Gun loaded & held in two hands at hip level.
Firearm ready condition	Loaded
Start on	Audible signal
Stop on	Last shot
Penalties	As per current edition of rules
Safety angles	90/90/90 or local MAR
Setup notes	See Construction Notes

# 16. Stage 16



CoF	Comstock - Medium	Points	90 p
Targets	9 paper, Total 9 targets	Min rounds	18
Firearm	Mini Rifle	Match-%	9.00%

Procedure	Sat on chair, loaded gun held in strong hand at knee level. Weak hand on knee. On audible start signal, shoot the targets with a minimum of 2 rounds on each. T1 - T4 from confines of the chair, T5 & T6 from Box A, then T7 - T9 from box B.
Starting position	Gun loaded & held at knee level.
Firearm ready condition	Loaded
Start on	Audible signal
Stop on	Last shot
Penalties	As per current edition of rules
Safety angles	90/90/90 or local MAR
Setup notes	See Construction Notes