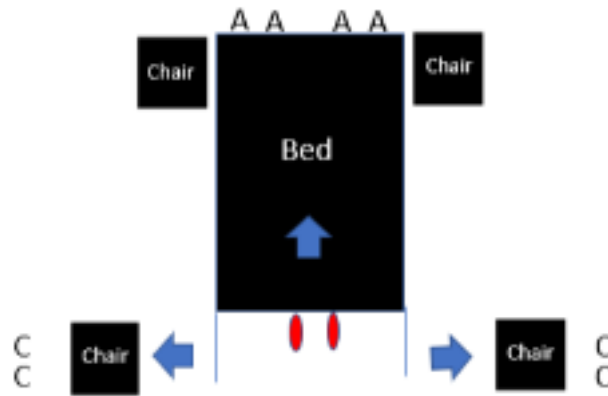


# 1. Tying Your Laces

Stage 1 – Tying your laces

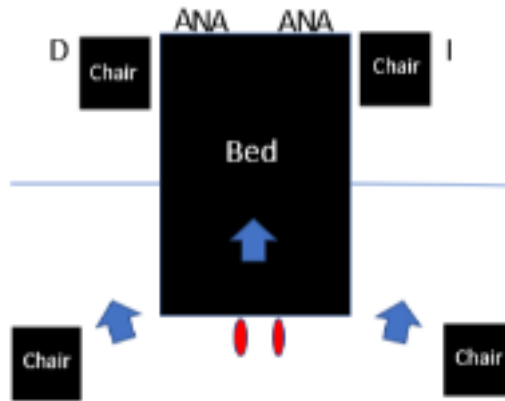


|         |                          |            |        |
|---------|--------------------------|------------|--------|
| CoF     | Comstock - Medium        | Points     | 80 p   |
| Targets | 8 paper, Total 8 targets | Min rounds | 16     |
| Firearm | Action Air               | Match-%    | 17.78% |

|                         |   |
|-------------------------|---|
| Procedure               | Sitting on the end of the bed, bending over with hands touching one shoe as if tying laces. Gun loaded in holster. On the audible start signal, engage the targets from the defined area, not from the bed. |
| Starting position       | Gun loaded & holstered  |
| Firearm ready condition | Loaded  |
| Start on                | Audible signal  |
| Stop on                 | Last shot   |
| Penalties               | As per current edition of rules   |
| Safety angles           | 90/90/90  |
| Setup notes             |   |

## 2. Pillow Talk

### Stage 2 – Pillow Talk

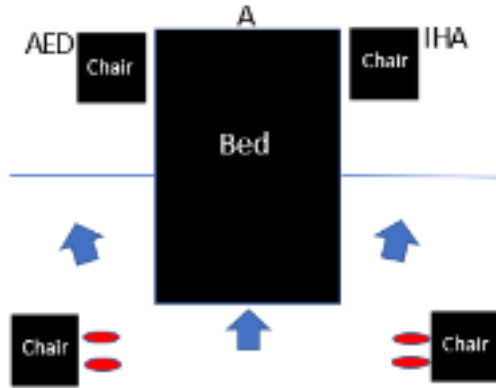


|         |                          |            |        |
|---------|--------------------------|------------|--------|
| CoF     | Comstock - Short         | Points     | 60 p   |
| Targets | 6 paper, Total 6 targets | Min rounds | 12     |
| Firearm | Action Air               | Match-%    | 13.33% |

|                         |  |
|-------------------------|--|
| Procedure               | Standing upright facing bed, arms hugging a full size pillow to your chest. Gun loaded in holster. On audible start signal engage targets from within the designated area. You must hold the pillow off the ground and may not climb onto the bed. |
| Starting position       | Gun loaded & holstered   |
| Firearm ready condition | Loaded.  |
| Start on                | Audible signal   |
| Stop on                 | Last shot  |
| Penalties               | As per current edition of rules  |
| Safety angles           | 90/90/90   |
| Setup notes             | Targets D & I should not be seen from start position.  |

# 3. Choices, Choices

Stage 3 – Choices, Choices

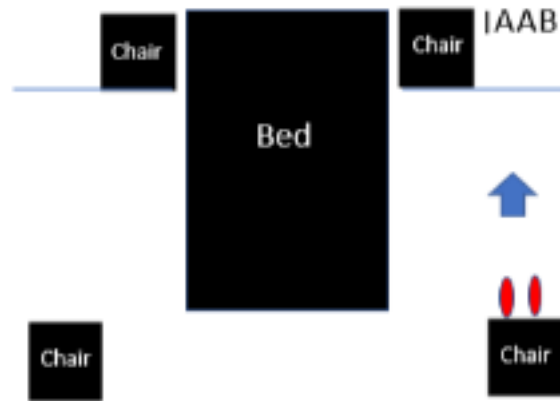


|         |                          |            |        |
|---------|--------------------------|------------|--------|
| CoF     | Comstock - Medium        | Points     | 70 p   |
| Targets | 7 paper, Total 7 targets | Min rounds | 14     |
| Firearm | Action Air               | Match-%    | 15.56% |

|                         |  |
|-------------------------|--|
| Procedure               | Standing upright with back of legs touching either chair. Gun loaded in holster. On audible start signal engage targets from within designated area. You may not climb on the bed. |
| Starting position       | Gun loaded & holstered   |
| Firearm ready condition | Loaded   |
| Start on                | Audible signal   |
| Stop on                 | Last shot  |
| Penalties               | As per current edition of rules  |
| Safety angles           | 90/90/90   |
| Setup notes             |  |

# 4. En-suite

## Stage 4 – Ensuite

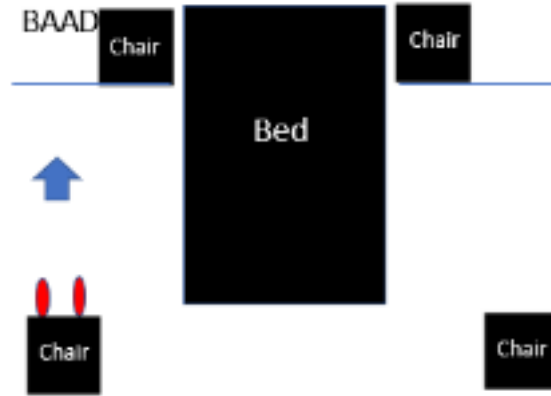


|         |                          |            |       |
|---------|--------------------------|------------|-------|
| CoF     | Comstock - Short         | Points     | 40 p  |
| Targets | 4 paper, Total 4 targets | Min rounds | 8     |
| Firearm | Action Air               | Match-%    | 8.89% |

|                         |   |
|-------------------------|---|
| Procedure               | Seated on chair facing targets with hands on knees. Gun on floor between feet. Magazine inserted with empty chamber. On audible start signal shoot targets. |
| Starting position       | Gun loaded & holstered  |
| Firearm ready condition | Loaded, empty chamber   |
| Start on                | Audible signal  |
| Stop on                 | Last shot   |
| Penalties               | As per current edition of rules   |
| Safety angles           | 90/90/90  |
| Setup notes             |   |

# 5. No Rest for the Wicked.

Stage 5 – No rest for the wicked

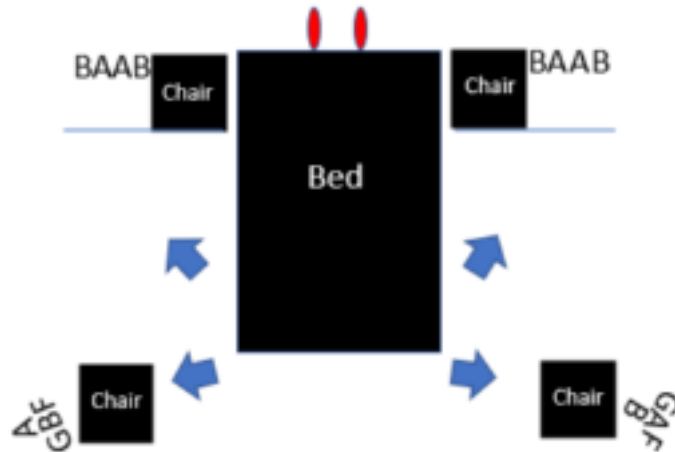


|         |                          |            |       |
|---------|--------------------------|------------|-------|
| CoF     | Comstock - Short         | Points     | 40 p  |
| Targets | 4 paper, Total 4 targets | Min rounds | 8     |
| Firearm | Action Air               | Match-%    | 8.89% |

|                         |   |
|-------------------------|---|
| Procedure               | Seated on chair, holding book or magazine in two hands at waist level. Gun loaded in holster. On audible start signal, shoot targets whilst remaining seated. |
| Starting position       | Gun loaded & holstered  |
| Firearm ready condition | Loaded.   |
| Start on                | Audible signal  |
| Stop on                 | Last shot   |
| Penalties               | As per current edition of rules   |
| Safety angles           | 90/90/90  |
| Setup notes             |   |

## 6. What Was That Noise

### Stage 6 – What was that noise?



|         |                            |            |        |
|---------|----------------------------|------------|--------|
| CoF     | Comstock - Long            | Points     | 160 p  |
| Targets | 16 paper, Total 16 targets | Min rounds | 32     |
| Firearm | Action Air                 | Match-%    | 35.56% |

|                         |   |
|-------------------------|---|
| Procedure               | Lying on back on bed with hands touching head board/wall above head. Unloaded gun on either chair near your head. All magazines required for the stage on your belt. On the audible start signal shoot the targets whilst remaining on the bed. |
| Starting position       | Gun unloaded on either chair by head.   |
| Firearm ready condition | Unloaded  |
| Start on                | Audible signal  |
| Stop on                 | Last shot   |
| Penalties               | As per current edition of rules   |
| Safety angles           | Full 360  |
| Setup notes             |   |