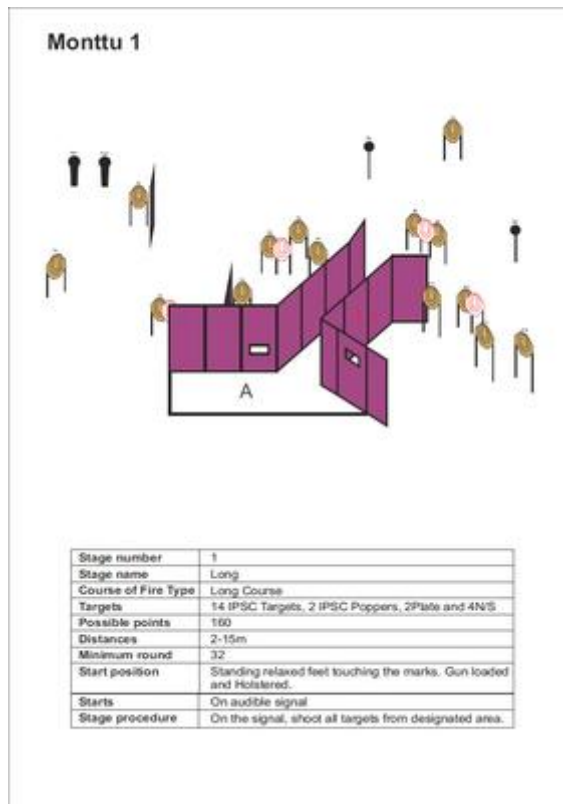


# 1. Long

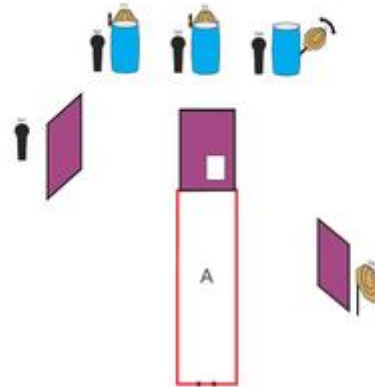


CoF	Comstock - Long	Points	160 p
Targets	14 paper, 2 popper, 2 plates, 4 no-shoot, Total 18 targets	Min rounds	32
Firearm	Handgun	Match-%	19.28%

Procedure	
Starting position	Standing relaxed, feet touching the marks. Gun loaded & holstered
Firearm ready condition	
Start on	Audible signal
Stop on	Last shot
Penalties	As per current edition of rules
Safety angles	
Setup notes	

## 2. Pomput 1

Monttu 2



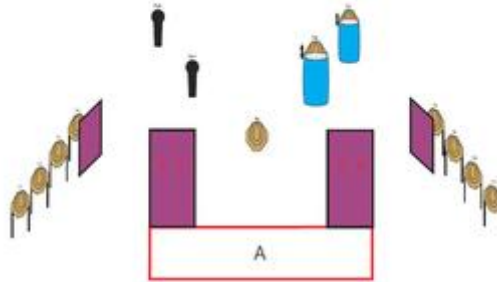
Stage number	2
Stage name	Pomput 1
Course of Fire Type	Short Course
Targets	4 IPSC Targets, 4 IPSC Poppers
Possible points	60
Distances	5-12m
Minimum round	12
Start position	Standing relaxed Heels touching the Marks. Gun empty and holstered.
Starts	On audible signal
Stage procedure	On the signal, shoot all targets from designated area. Pp2 and Pp3 activates rising targets T1 and T2. Pp3 activates swinging target T3. T1, T2 and T3 stays viable after activation.

CoF	Comstock - Short	Points	60 p
Targets	4 paper, 4 popper, Total 8 targets	Min rounds	12
Firearm	Handgun	Match-%	7.23%

Procedure	
Starting position	In area A. Gun loaded & holstered
Firearm ready condition	
Start on	Audible signal
Stop on	Last shot
Penalties	As per current edition of rules
Safety angles	
Setup notes	Poppers 2 and 3 activates riseing targets T1 and T3. Popper 3 activates swinger T3.

### 3. Pomput 2

Monttu 3



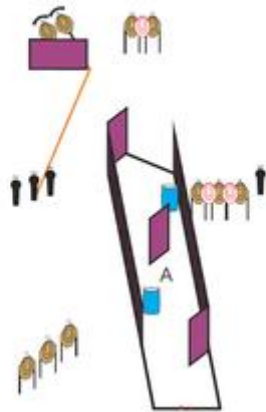
Stage number	3
Stage name	Pomput 2
Course of Fire Type	Medium Course
Targets	11 IPSC Targets, 2 IPSC Poppers
Possible points	120
Distances	5-12m
Minimum round	24
Start position	Standing relaxed Hands touching the Marks. Gun loaded and holstered.
Starts	On audible signal
Stage procedure	On the signal, shoot all targets from designated area. Pp1 activates rising target T6 and Pp2 activates target T7. T6 and T7 stays visible after activation.

CoF	Comstock - Medium	Points	120 p
Targets	11 paper, 2 popper, Total 13 targets	Min rounds	24
Firearm	Handgun	Match-%	14.46%

Procedure	
Starting position	In area A. Gun loaded & holstered
Firearm ready condition	
Start on	Audible signal
Stop on	Last shot
Penalties	As per current edition of rules
Safety angles	
Setup notes	Popper 1 activates rising target T6. Popper 2 activates T7.

# 4. Run four

Monttu 4



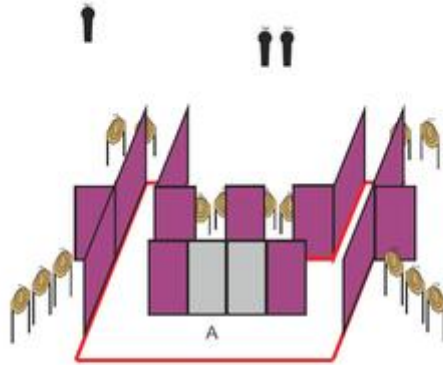
Stage number	4
Stage name	Run four
Course of Fire Type	Medium Course
Targets	10 IPSC Targets, 4 IPSC Poppers and 3A/5
Possible points	120
Distances	5-18m
Minimum round	24
Start position	Standing relaxed Heels touching the Marks. Gun loaded and holstered.
Starts	On audible signal
Stage procedure	On the signal, shoot all targets from designated area. Pop2 activates swingers T9-T10. Swingers T9 and T10 stays visible after activation.

CoF	Comstock - Medium	Points	120 p
Targets	10 paper, 4 popper, 3 no-shoot, Total 14 targets	Min rounds	24
Firearm	Handgun	Match-%	14.46%

Procedure	
Starting position	Normal standing. Heels touching marks. Gun loaded & holstered
Firearm ready condition	
Start on	Audible signal
Stop on	Last shot
Penalties	As per current edition of rules
Safety angles	
Setup notes	

## 5. H house

Monttu 5



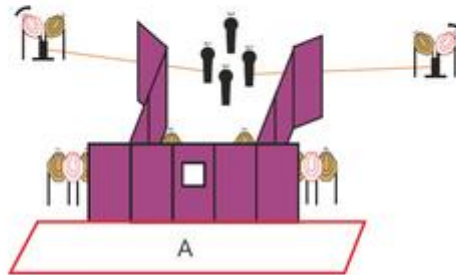
Stage number	5
Stage name	H House
Course of Fire Type	Long Course
Targets	14 IPSC Targets, 4 IPSC Poppers
Possible points	160
Distances	2-20m
Minimum round	32
Start position	Standing relaxed inside area A. Gun loaded and holstered.
Starts	On audible signal
Stage procedure	On the signal, shoot at targets from designated area.

CoF	Comstock - Long	Points	160 p
Targets	14 paper, 4 popper, Total 18 targets	Min rounds	32
Firearm	Handgun	Match-%	19.28%

Procedure	
Starting position	Normal standing in area A. Gun loaded & holstered
Firearm ready condition	
Start on	Audible signal
Stop on	Last shot
Penalties	As per current edition of rules
Safety angles	
Setup notes	

## 6. Siirtyvät

Monttu 6



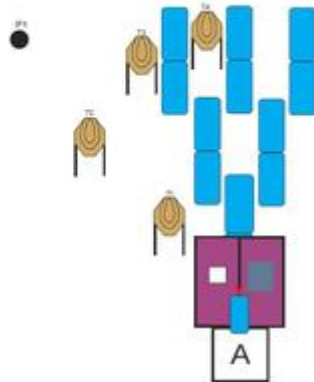
Stage number	6
Stage name	Siirtyvät
Course of Fire Type	Medium Course
Targets	110 IPSC Targets, 4 IPSC Poppers
Possible points	120
Distances	5-15m
Minimum round	24
Start position	Standing relaxed in area A. Gun loaded and holstered.
Starts	On audible signal
Stage procedure	On the signal, shoot all targets from designated area. Pp1 and Pp3 activates turning N/S target. N/S targets reaweealed targets T3 and T10. Targets T4 and T9 going invisible when Pp1 and Pp3 are activated.

CoF	Comstock - Medium	Points	120 p
Targets	10 paper, 4 popper, Total 14 targets	Min rounds	24
Firearm	Handgun	Match-%	14.46%

Procedure	
Starting position	Normal standing in area A. Gun loaded & holstered
Firearm ready condition	
Start on	Audible signal
Stop on	Last shot
Penalties	As per current edition of rules
Safety angles	
Setup notes	Poppers 1 and 3 activates turning N/S target.N/S targets reaweealed targets T3 and T10.T4 and T9 goes invisible when poppers 1 and 3 are activated.

## 7. Vasen

Monttu 7a



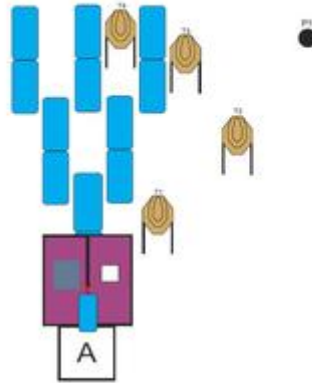
Stage number	7
Stage name	Vasen
Course of Fire Type	Short Course
Targets	4 PSC Targets, 1 Plate
Possible points	45
Distances	5-15m
Minimum round	9
Start position	Standing relaxed in area A. Loaded gun on the barrel at marked place.
Starts	On audible signal
Stage procedure	On the signal, shoot all targets from designated area. Left hand only.

CoF	Comstock - Short	Points	45 p
Targets	4 paper, 1 plates, Total 5 targets	Min rounds	9
Firearm	Handgun	Match-%	5.42%

Procedure	
Starting position	Normal standing in area A. Gun loaded on barrel at marked place.
Firearm ready condition	
Start on	Audible signal
Stop on	Last shot
Penalties	As per current edition of rules
Safety angles	
Setup notes	Left hand only.

## 8. Oikia

Monttu 7b



Stage number	8
Stage name	Oikia
Course of Fire Type	Short Course
Targets	4 IPSC Targets, 1 Plate
Possible points	45
Distances	5-15m
Minimum round	9
Start position	Standing relaxed in area A. Loaded gun on the barrel at marked place.
Starts	On audible signal
Stage procedure	On the signal, shoot all targets from designated area. Right hand only.

CoF	Comstock - Short	Points	45 p
Targets	4 paper, 1 plates, Total 5 targets	Min rounds	9
Firearm	Handgun	Match-%	5.42%

Procedure	
Starting position	Normal standing in area A. Gun on barrel on marked place.
Firearm ready condition	
Start on	Audible signal
Stop on	Last shot
Penalties	As per current edition of rules
Safety angles	
Setup notes	Right hand only.