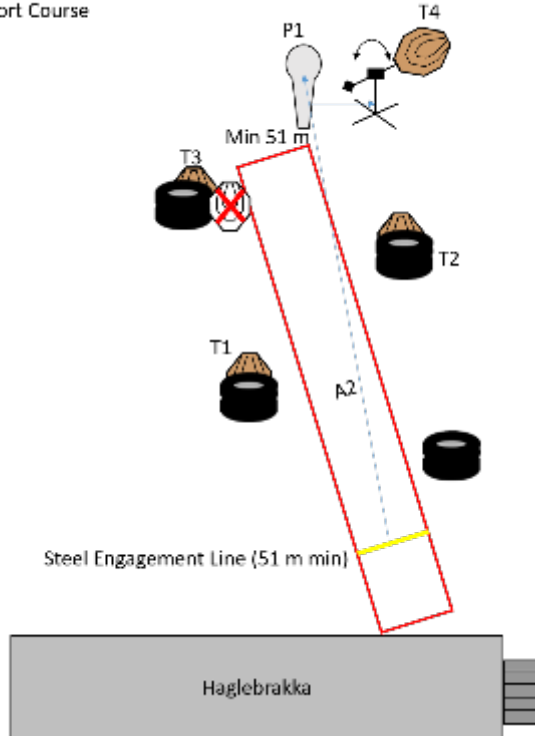


1. Run and Gun

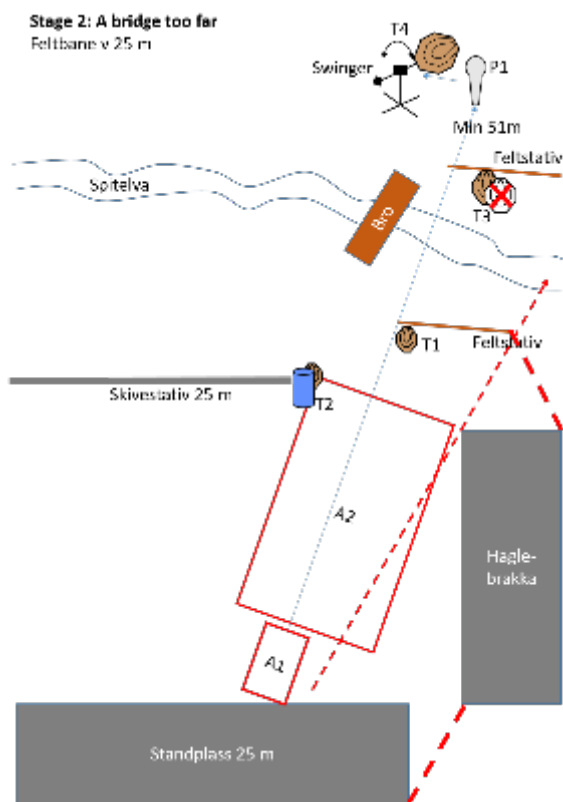
Stage 1: Run and Gun
Haglebanen/Haglebua
Short Course



| | | | |
|---------|--|------------|-------|
| CoF | Comstock - Short | Points | 45 p |
| Targets | 4 paper, 1 popper, 1 no-shoot, Total 5 targets | Min rounds | 9 |
| Firearm | Rifle | Match-% | 6.08% |

| | |
|-------------------------|--|
| Procedure | Engage all targets from within the designated area. Popper P1 MUST be engaged from behind the fault line as pointed out by the RO. Engaging steel target from less than 50 meters WILL result in DQ per Rule number 10.4.7 |
| Starting position | Standing relaxed facing directly downrange anywhere inside the designated area as demonstrated by the picture/RO. |
| Firearm ready condition | Option 1 |
| Start on | Audible signal |
| Stop on | Last shot |
| Penalties | As per current edition of rules |
| Safety angles | L/R - Ribbon |
| Setup notes | Picture gives only a rough image of the stage. |

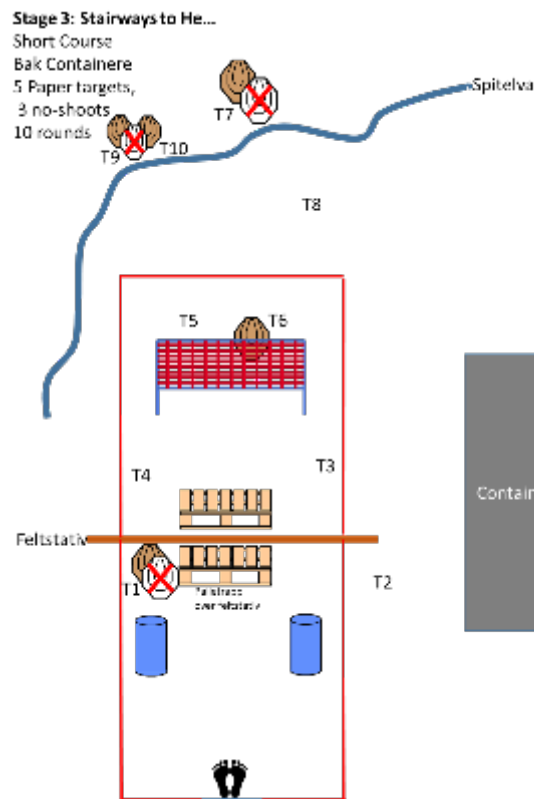
2. A Bridge too far



| | | | |
|---------|--|------------|-------|
| CoF | Comstock - Short | Points | 45 p |
| Targets | 4 paper, 1 popper, 1 no-shoot, Total 5 targets | Min rounds | 9 |
| Firearm | Rifle | Match-% | 6.08% |

| | |
|-------------------------|---|
| Procedure | Engage all targets from within the designated area. Popper P1 must be engaged from Area A1. |
| Starting position | Standing relaxed anywhere within the designated area as demonstrated by picture/RO. |
| Firearm ready condition | Option 1 |
| Start on | Audible signal |
| Stop on | Last shot |
| Penalties | As per current edition of rules |
| Safety angles | L/R - Ribbon |
| Setup notes | Picture gives only a rough image of the stage. |

3. Stairways to He...

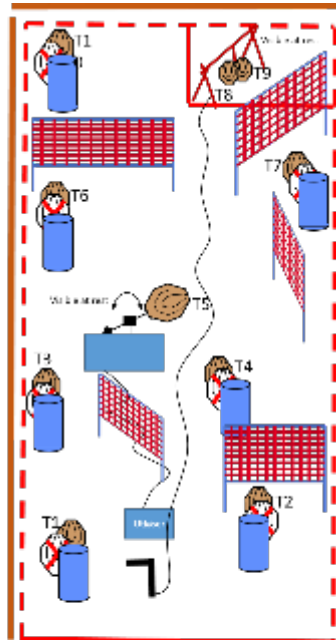


| | | | |
|---------|--------------------------------------|------------|-------|
| CoF | Comstock - Short | Points | 50 p |
| Targets | 5 paper, 3 no-shoot, Total 5 targets | Min rounds | 10 |
| Firearm | Rifle | Match-% | 6.76% |

| | |
|-------------------------|---|
| Procedure | At start signal engage all targets from within the designated area. |
| Starting position | Standing relaxed facing directly down range as demonstrated by the picture/RO, heels touching green mark. |
| Firearm ready condition | Option 1 |
| Start on | Audible signal |
| Stop on | Last shot |
| Penalties | As per current edition of rules |
| Safety angles | L/R |
| Setup notes | Picture gives only a rough image of the stage. |

4. The Nils Knut

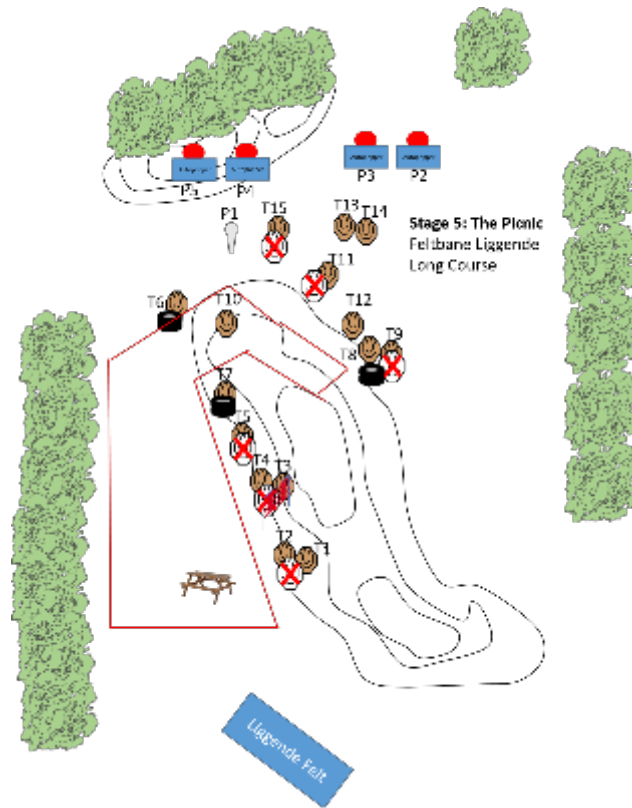
Stage 4 Dyn.Celle
The Nils Knut
Medium Course



| | | | |
|---------|--|------------|--------|
| CoF | Comstock - Medium | Points | 100 p |
| Targets | 10 paper, 7 no-shoot, Total 10 targets | Min rounds | 20 |
| Firearm | Rifle | Match-% | 13.51% |

| | |
|-------------------------|--|
| Procedure | At start signal engage all targets within the designated area. |
| Starting position | Standing relaxed anywhere within the designated area as demonstrated by the picture/RO |
| Firearm ready condition | Option 1 |
| Start on | Audible signal |
| Stop on | Last shot |
| Penalties | As per current edition of rules |
| Safety angles | L/R |
| Setup notes | Picture gives only a rough image of the stage. |

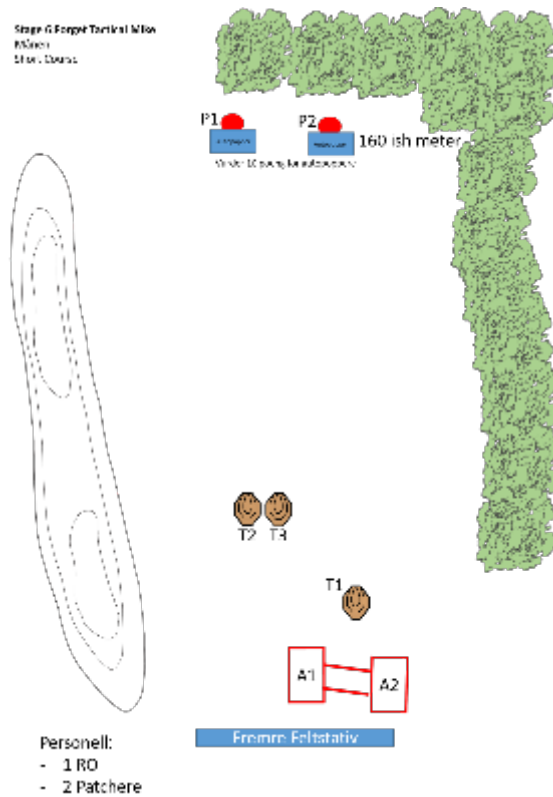
5. The Picnic



| | | | |
|---------|--|------------|--------|
| CoF | Comstock - Long | Points | 175 p |
| Targets | 15 paper, 5 popper, 6 no-shoot, Total 20 targets | Min rounds | 35 |
| Firearm | Rifle | Match-% | 23.65% |

| | |
|-------------------------|---|
| Procedure | At start signal engage all targets from within the designated area. |
| Starting position | Sitting at table, gun laying on marked spot. First magazine to be used laying flat on table parallell to the rifle. |
| Firearm ready condition | Option 3 |
| Start on | Audible signal |
| Stop on | Last shot |
| Penalties | As per current edition of rules |
| Safety angles | L/R – Ribbon |
| Setup notes | Picture gives only a rough image of the stage. |

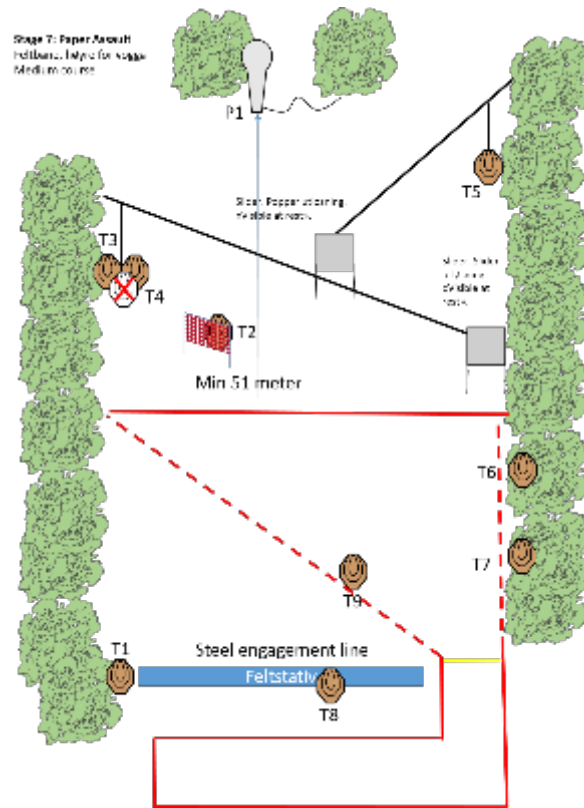
6. Forget Tactical Mike



| | | | |
|---------|------------------------------------|------------|-------|
| CoF | Comstock - Short | Points | 40 p |
| Targets | 3 paper, 2 popper, Total 5 targets | Min rounds | 8 |
| Firearm | Rifle | Match-% | 5.41% |

| | |
|-------------------------|--|
| Procedure | At start signal engage all targets from within the designated area. Paper targets T2 and T3 is only visible from Area A1 (left). Poppers P1 and P2 is only visible from Area A2 (right). A mandatory reload must be performed between the first and the last shot. |
| Starting position | Standing relaxed facing downrange in either Area A1 or A2 as demonstrated by the picture/RO. |
| Firearm ready condition | Option 1 |
| Start on | Audible signal |
| Stop on | Last shot |
| Penalties | As per current edition of rules |
| Safety angles | L/R – Ribbons |
| Setup notes | Picture gives only a rough image of the stage. |

7. Paper Assault

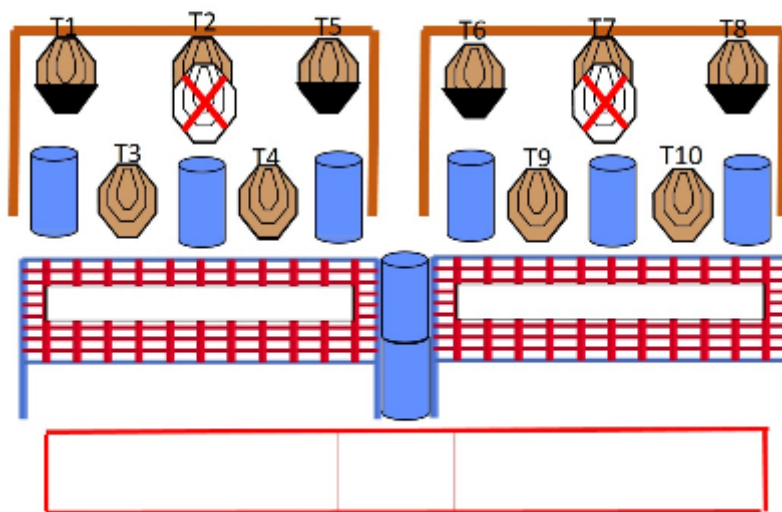


| | | | |
|---------|---|------------|--------|
| CoF | Comstock - Medium | Points | 95 p |
| Targets | 9 paper, 1 popper, 1 no-shoot, Total 10 targets | Min rounds | 19 |
| Firearm | Rifle | Match-% | 12.84% |

| | |
|-------------------------|--|
| Procedure | At start signal, engage all targets from within the designated area. Popper P1 must be engaged from behind the fault line pointed out by the RO. Engaging the steel target from less than 50 meters will result in a DQ per Rule 10.4.7. Popper P1 activates moving targets T3, T4 and T5. |
| Starting position | Standing relaxed anywhere inside the designated area |
| Firearm ready condition | Option 1 |
| Start on | Audible signal |
| Stop on | Last shot |
| Penalties | As per current edition of rules |
| Safety angles | L/R – Ribbons |
| Setup notes | Popper P1 release Target T3, T4 and T5 Picture gives only a rough image of the stage. |

8. The Double Bay

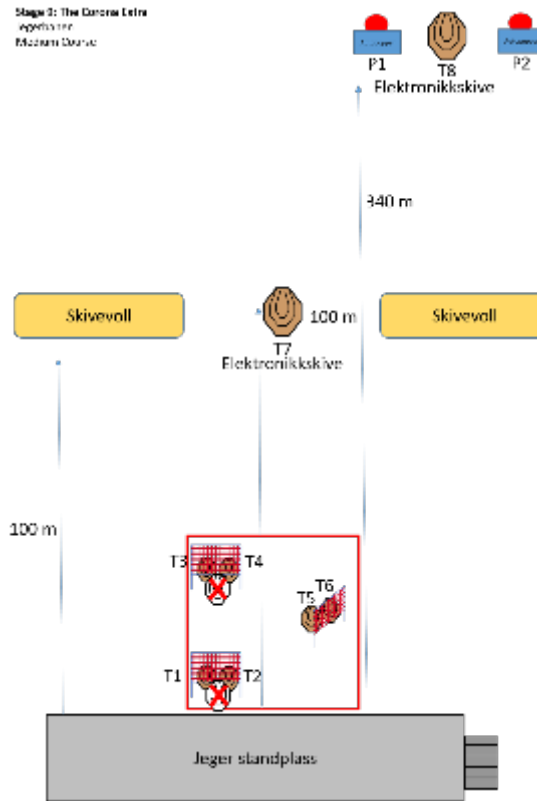
Stage 8: The double Bay
 Nye Dynamisk celler (mot sandkassa)
 Medium Course



| | | | |
|---------|--|------------|--------|
| CoF | Comstock - Medium | Points | 100 p |
| Targets | 10 paper, 2 no-shoot, Total 10 targets | Min rounds | 20 |
| Firearm | Rifle | Match-% | 13.51% |

| | |
|-------------------------|---|
| Procedure | At audible signal engage all targets from within the designated areas |
| Starting position | Standing relaxed as demonstrated by the picture/RO anywhere within Area A1 (left) |
| Firearm ready condition | Option 1 |
| Start on | Audible signal |
| Stop on | Last shot |
| Penalties | As per current edition of rules |
| Safety angles | L/R - Ribbons |
| Setup notes | Picture gives only a rough image of the stage. |

9. The Corona Extra



| | | | |
|---------|---|------------|--------|
| CoF | Comstock - Medium | Points | 90 p |
| Targets | 8 paper, 2 popper, 2 no-shoot, Total 10 targets | Min rounds | 18 |
| Firearm | Rifle | Match-% | 12.16% |

| | |
|-------------------------|--|
| Procedure | At start signal engage all targets from within the designated area. Targets T7 and T8 are scored electronically will NOT be subject to scoring challenges. |
| Starting position | Standing relaxed as demonstrated by the picture/RO, anywhere within the designated area |
| Firearm ready condition | Option 1 |
| Start on | Audible signal |
| Stop on | Last shot |
| Penalties | As per current edition of rules |
| Safety angles | L/R |
| Setup notes | Picture gives only a rough image of the stage. |