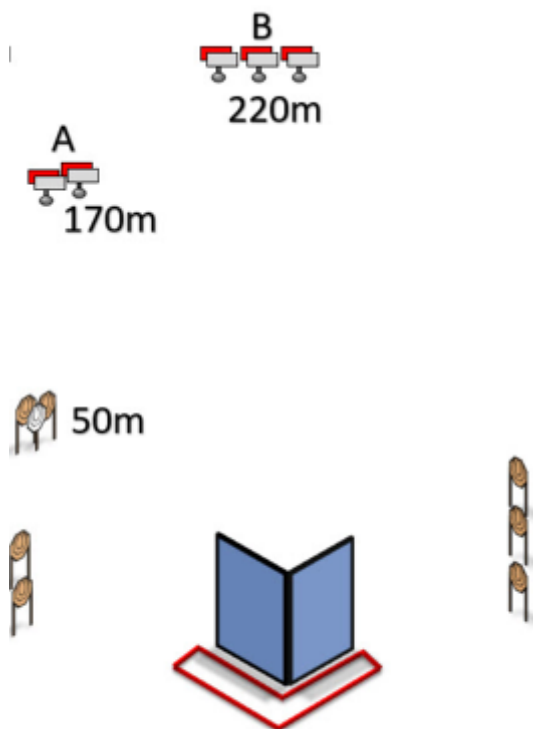


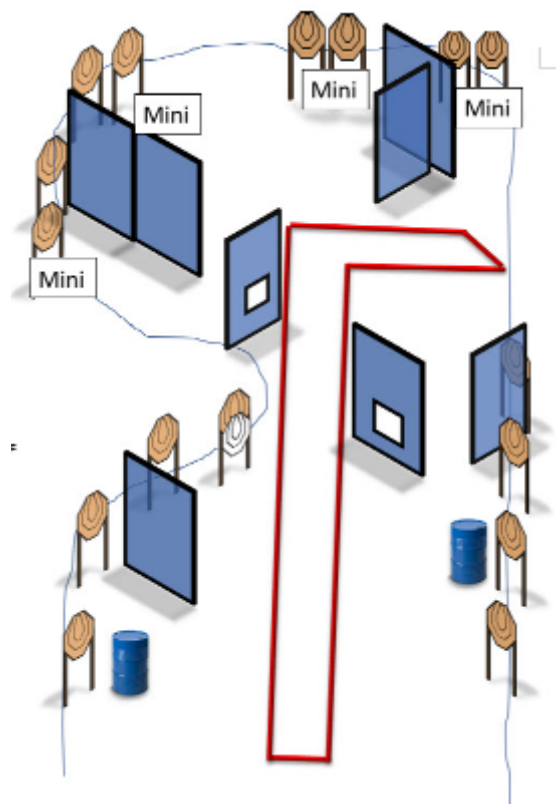
## 1. 200m Flash left and right



CoF	Comstock - Long	Points	170 p
Targets	7 paper, 10 plates, (with 10 10p), Total 17 targets	Min rounds	24
Firearm	Rifle	Match-%	28.33%

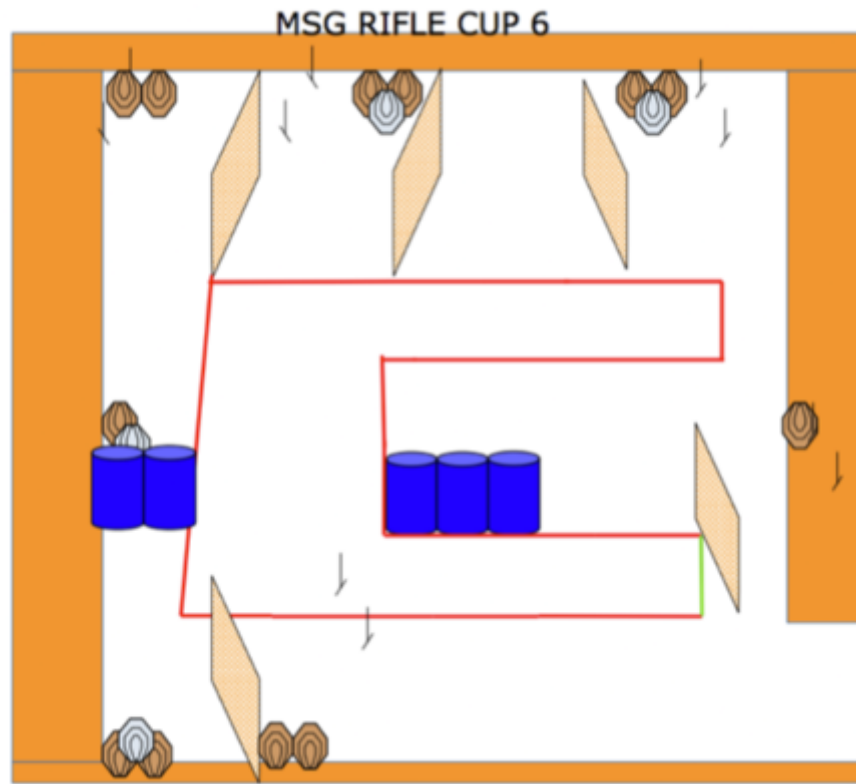
Procedure	Target group A & B to be shot from both left and right of walls
Starting position	Standing
Firearm ready condition	Option 1
Start on	Audible signal
Stop on	Last shot
Penalties	As per current edition of rules
Safety angles	L/R
Setup notes	

## 2. IPSC Bay 1 Highway to hell



CoF	Comstock - Long	Points	160 p
Targets	16 paper, 1 no-shoot, Total 16 targets	Min rounds	32
Firearm	Rifle	Match-%	26.67%
Procedure	There are 8 IPSC Mini targets and 8 IPSC Targets and some Noshoot. On signal engage targets.		
Starting position	Standing		
Firearm ready condition	Option 1		
Start on	Audible signal		
Stop on	Last shot		
Penalties	As per current edition of rules		
Safety angles	L/R		
Setup notes			

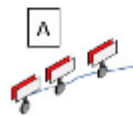
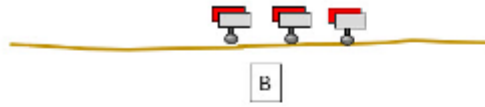
### 3. IPSC Bay 2 The C



CoF	Comstock - Long	Points	120 p
Targets	12 paper, 4 no-shoot, Total 12 targets	Min rounds	24
Firearm	Rifle	Match-%	20.00%

Procedure	On signal engage targets
Starting position	Standing, heels touching mark
Firearm ready condition	Option 1
Start on	Audible signal
Stop on	Last shot
Penalties	As per current edition of rules
Safety angles	L/R
Setup notes	

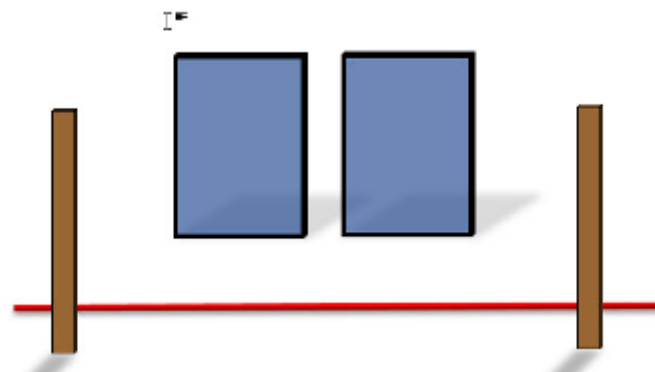


## 4. 300m



CoF	Comstock - Short	Points	90 p
Targets	9 plates, (with 9 10p), Total 9 targets	Min rounds	9
Firearm	Rifle	Match-%	15.00%

Procedure	Targets at A are to be shot twice, once from startbox an once from "the roof".		
Starting position	Standing in box		
Firearm ready condition	Option 1		
Start on	Audible signal		
Stop on	Last shot		
Penalties	As per current edition of rules		
Safety angles	L/R		
Setup notes			

## 5. 100m Strong, weak, freedom!



CoF	Comstock - Medium	Points	60 p
Targets	6 paper, Total 6 targets	Min rounds	12
Firearm	Rifle	Match-%	10.00%

Procedure	On signal engage targets. Targets A & C shot standing. Targets marked A are to be shot from the left side. Targets marked B are to be shot from the middle. Targets marked C are to be shot from the right side. Support using pole only allowed when using weak shoulder on targets A and C		
Starting position	Standing		
Firearm ready condition	Option 1		
Start on	Audible signal		
Stop on	Last shot		
Penalties	As per current edition of rules		
Safety angles	90 left, flag on the right		
Setup notes			