



1. Stage 1, short



CoF	Comstock - Short	Points	50 p
Targets	5 paper, 1 no-shoot, Total 5 targets	Min rounds	10
Firearm	Handgun	Match-%	10.87%

Procedure	After signal engage all targets
Starting position	Starting at A - hands touching wall as demonstrated by the RO
Firearm ready condition	
Start on	Audible signal
Stop on	Last shot
Penalties	As per current edition of rules
Safety angles	
Setup notes	


2. Stage 2, short



CoF	Comstock - Short	Points	55 p
Targets	5 paper, 1 popper, 1 no-shoot, Total 6 targets	Min rounds	11
Firearm	Handgun	Match-%	11.96%

Procedure	After signal engage all targets. All magazines/clips to be used laying flat on left barrel. Pulling rope at right barrel activates swinger, which is visible at rest.
Starting position	Starting at A as demonstrated by the RO
Firearm ready condition	Unloaded, chamber and magwell empty
Start on	Audible signal
Stop on	Last shot
Penalties	As per current edition of rules
Safety angles	
Setup notes	


3. Stage 3, medium



CoF	Comstock - Medium	Points	70 p
Targets	5 paper, 2 popper, 2 plates, 1 no-shoot, Total 9 targets	Min rounds	14
Firearm	Handgun	Match-%	15.22%

Procedure	After signal engage all targets.
Starting position	Starting anywhere as demonstrated by the RO
Firearm ready condition	
Start on	Audible signal
Stop on	Last shot
Penalties	As per current edition of rules
Safety angles	
Setup notes	

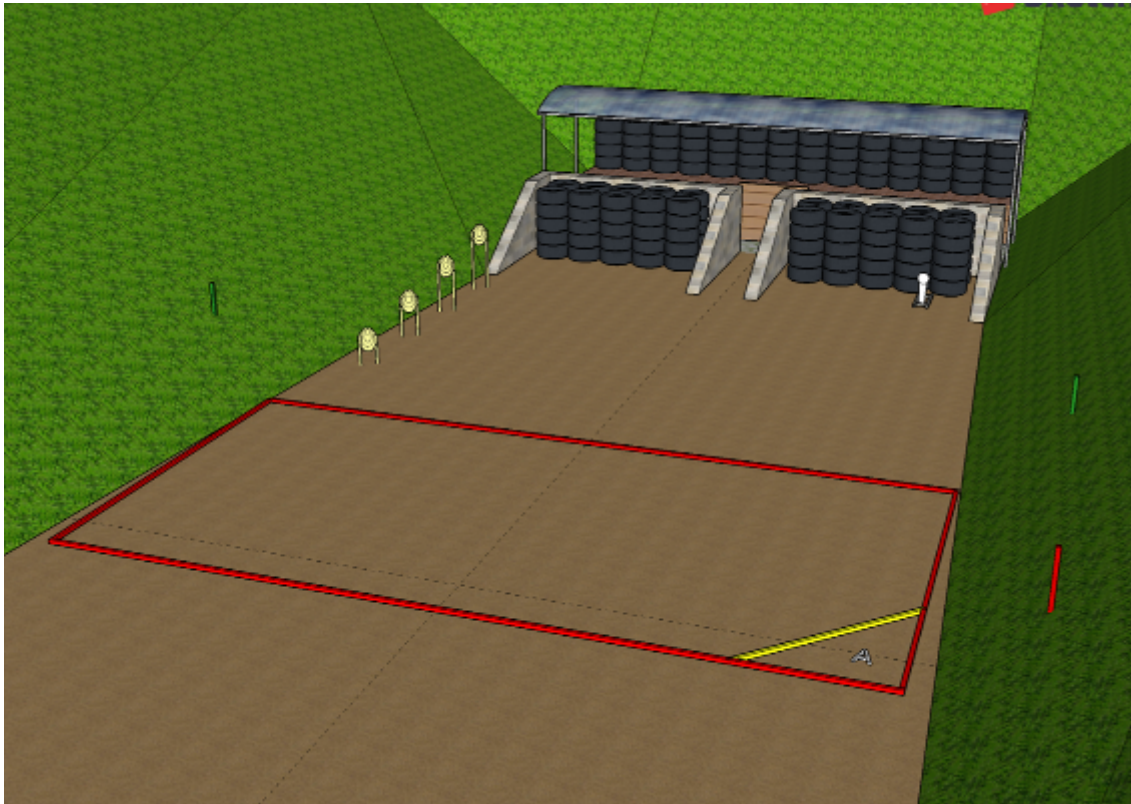
4. Stage 4, medium



CoF	Comstock - Medium	Points	90 p
Targets	7 paper, 2 popper, 2 plates, Total 11 targets	Min rounds	18
Firearm	Handgun	Match-%	19.57%

Procedure	After signal engage all targets
Starting position	Starting anywhere as demonstrated by the RO
Firearm ready condition	
Start on	Audible signal
Stop on	Last shot
Penalties	As per current edition of rules
Safety angles	
Setup notes	


5. Stage 5, short



CoF	Comstock - Short	Points	45 p
Targets	4 paper, 1 popper, Total 5 targets	Min rounds	9
Firearm	Handgun	Match-%	9.78%

Procedure	After signal engage all targets. If crossing the line, all shots afterwards must be strong hand only.
Starting position	Starting at A as demonstrated by the RO
Firearm ready condition	
Start on	Audible signal
Stop on	Last shot
Penalties	As per current edition of rules
Safety angles	
Setup notes	


6. Stage 6, short



CoF	Comstock - Short	Points	55 p
Targets	4 paper, 1 popper, 2 plates, Total 7 targets	Min rounds	11
Firearm	Handgun	Match-%	11.96%

Procedure	After signal engage all targets. Container must be carried when shooting.
Starting position	Starting at A or B as demonstrated by the RO
Firearm ready condition	
Start on	Audible signal
Stop on	Last shot
Penalties	As per current edition of rules
Safety angles	
Setup notes	


7. Stage 7, short



CoF	Comstock - Short	Points	30 p
Targets	3 paper, Total 3 targets	Min rounds	6
Firearm	Handgun	Match-%	6.52%

Procedure	After signal engage all targets
Starting position	Starting anywhere - hands above shoulders as demonstrated by the RO
Firearm ready condition	
Start on	Audible signal
Stop on	Last shot
Penalties	As per current edition of rules
Safety angles	
Setup notes	

8. Stage 8, medium



CoF	Comstock - Medium	Points	65 p
Targets	4 paper, 1 popper, Total 5 targets	Min rounds	13
Firearm	Handgun	Match-%	14.13%

Procedure	After signal engage all targets. Each IPSC target requires 3 shots.
Starting position	Sitting on chair as demonstrated by the RO
Firearm ready condition	Loaded - empty chamber
Start on	Audible signal
Stop on	Last shot
Penalties	As per current edition of rules
Safety angles	
Setup notes	