
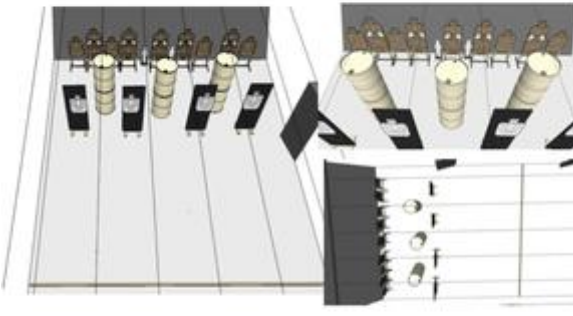


1. Memories


MEMORIES
RULES: Practical Shooting Handbook, Latest Edition **COURSE DESIGNER:** Clint Vailley
START POSITION: Standing anywhere behind fault line, hands relaxed at sides. Gun is loaded and holstered per ready condition. **SCORING:** Comstock, 30 rounds, 150 points
STAGE PROCEDURE: Upon start signal engage targets from behind the fault line. **TARGETS:** 14 Matrix, 2 Poppers
SCORED RIFTS: Best 2 per paper, Stand KD-A
STAGE STOP: Audible - Last shot
PENALTIES: Per the Current Edition of the USPSA Rulebook

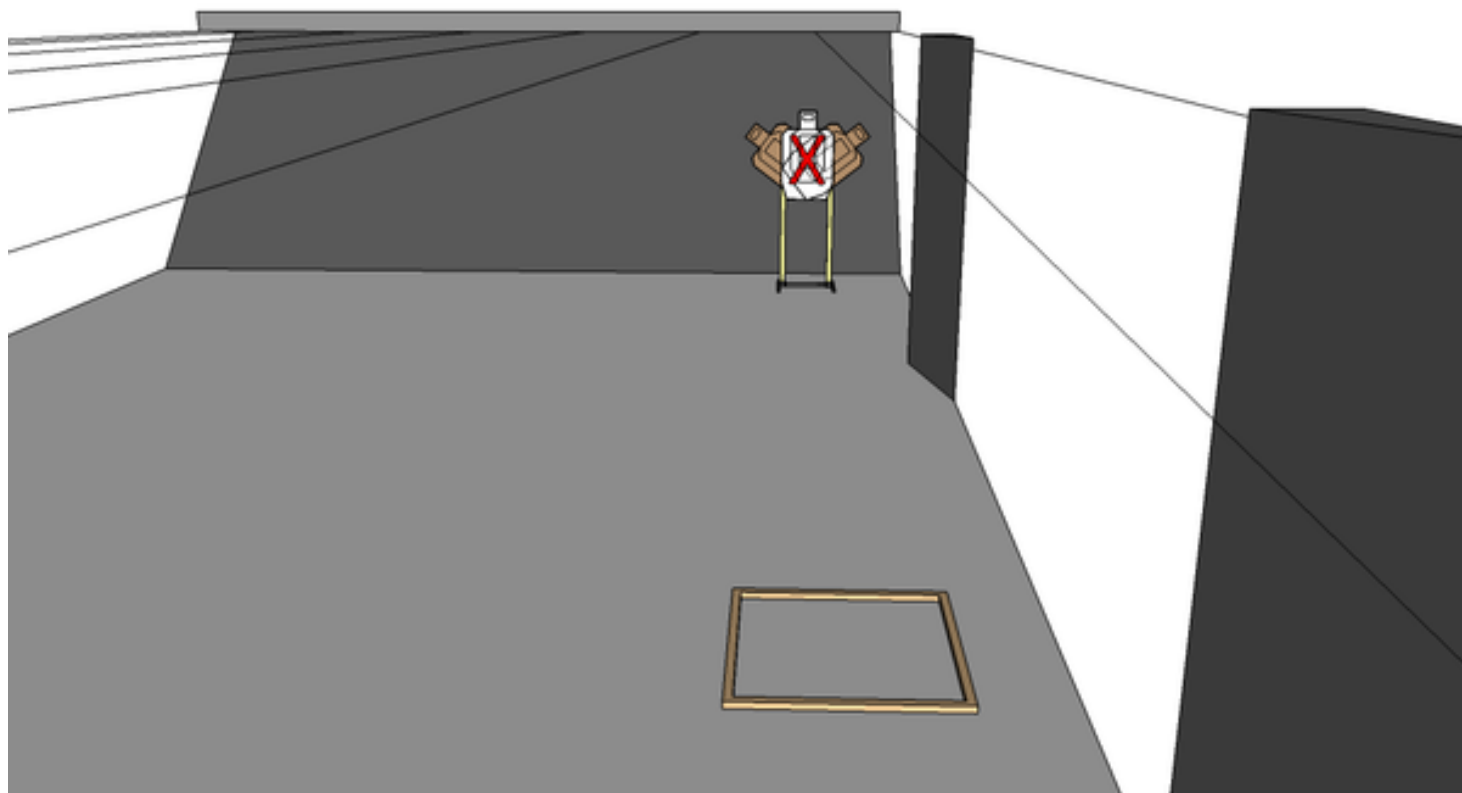


SETUP NOTES:
 -3 x 5' Stands
 -4 x 7' Stands
 -6 x Barrels
 -4 x Vision Barriers
 -2 x Poppers
 Fault Lines
RD NOTES:

| | | | |
|---------|--|------------|--------|
| CoF | Comstock - Long | Points | 150 p |
| Targets | 14 paper, 2 popper, 8 no-shoot, Total 16 targets | Min rounds | 30 |
| Firearm | Handgun | Match-% | 55.56% |

| | |
|-------------------------|---|
| Procedure | Engage targets from behind fault line. |
| Starting position | Standing anywhere behind fault line. Gun loaded & holstered |
| Firearm ready condition | |
| Start on | Audible signal |
| Stop on | Last shot |
| Penalties | As per current edition of rules |
| Safety angles | |
| Setup notes | |

2. Warm Up



| | | | |
|---------|--------------------------------------|------------|--------|
| CoF | Virginia count - Medium | Points | 60 p |
| Targets | 2 paper, 1 no-shoot, Total 2 targets | Min rounds | 12 |
| Firearm | Handgun | Match-% | 22.22% |

| | |
|-------------------------|--|
| Procedure | Turn and engage T1 & T2 with 3 rounds each, make a mandatory reload and engage T1 & T2 with 2 rounds each. |
| Starting position | Facing Up-range, wrists above sholders, gun loaded & holstered, toes touching back of Box A. |
| Firearm ready condition | |
| Start on | Audible signal |
| Stop on | Last shot |
| Penalties | As per current edition of rules |
| Safety angles | |
| Setup notes | |

3. CM 99-22 Nuevo El Presidente

CM 99-22 Nuevo El Presidente

RELLEN: Practical Shooting Handbook, Latest Edition COURSE DESIGNER: Ken Oran - Modification by US Design Team

START POSITION: Standing in Box A, back to targets, toes of both feet against rear flank line of Box A, both wrists above respective shoulders. Handgun is loaded and holstered as per ready condition in rule 8.1.1 and 8.1.2.

STAGE PROCEDURE:
Upon start signal, turn, then draw and from Box A engage T1-T3 with only two rounds per target. Then make a mandatory reload and from Box A engage T1-T3 with only two rounds per target.

SCORING: Virginia Count, 12 rounds, 60 points
TARGETS: 3 IPSC
SCORED HITS: Best 4 paper
START - STOP: Audible - Last shot
PENALTIES: Per current edition USPSA Practical Shooting Handbook.
Failure to perform mandatory reload will result in one procedural penalty per shot fired.

SETUP NOTES: Set paper targets to 5 feet high at shoulders. Box A is 3 feet by 3 feet. No-shoots are arranged on T2 and T3 with perforations of the non-scoring borders placed on the perforations of the A zones of the targets. The top of the upper A/B zone of the no-shoot is even with the shoulder of the scoring targets.

55

| | | | |
|---------|--------------------------------------|------------|--------|
| CoF | Virginia count - Medium | Points | 60 p |
| Targets | 3 paper, 2 no-shoot, Total 3 targets | Min rounds | 12 |
| Firearm | Handgun | Match-% | 22.22% |

| | |
|-------------------------|-----|
| Procedure | |
| Starting position | |
| Firearm ready condition | |
| Start on | |
| Stop on | |
| Penalties | |
| Safety angles | L/R |
| Setup notes | |