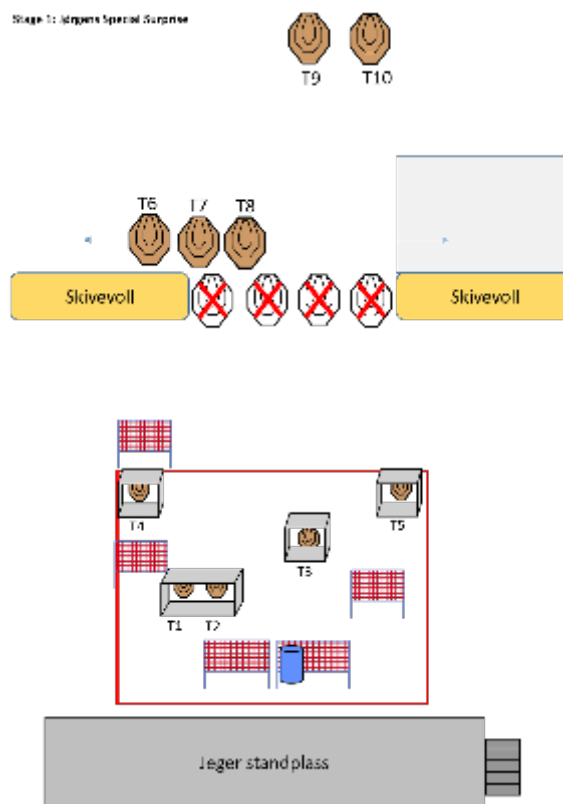


1. Jørgens Special Surprise

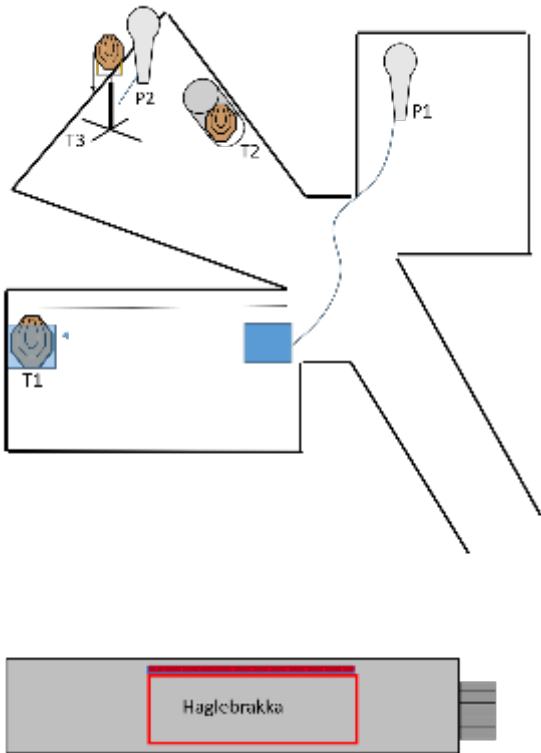
Stage 1: Jørgens Special Surprise



CoF	Comstock - Medium	Points	100 p
Targets	10 paper, Total 10 targets	Min rounds	20
Firearm	Rifle	Match-%	14.29%
Procedure	Engage all targets from within the designated area. Running target T6- T8 will be engaged by pushing button #1 as demonstrated by the RO. Running target T6 - T8 can be re-engaged by pushing button #2 as demonstrated by the RO. Targets T9 and T10 are scored electronically and will NOT be subject to scoring challenges.		
Starting position	Standing relaxed anywhere within the designated area as demonstrated by picture/RO.		
Firearm ready condition	Option 1		
Start on	Audible signal		
Stop on	Last shot		
Penalties	As per current edition of rules		
Safety angles	L/R: Red and White Ribbon		
Setup notes	Stage picture gives only a rough image of the stage		

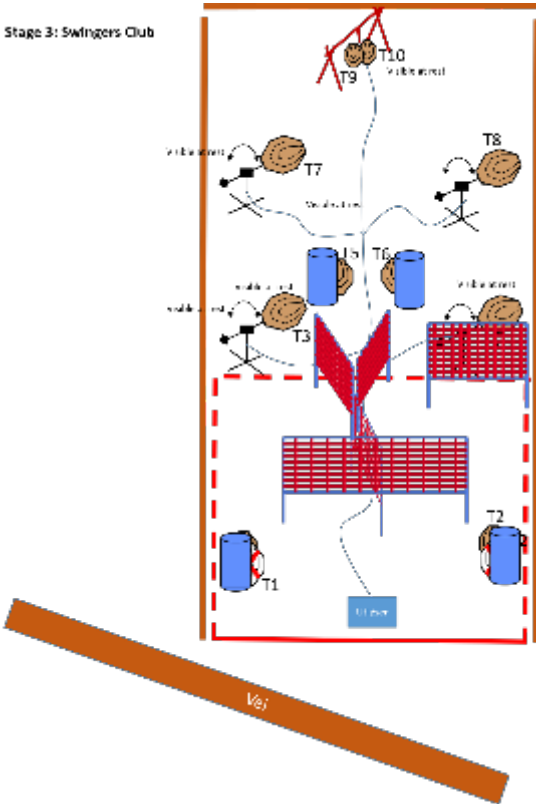
2. The Shotgun Shed

Stage 2: The Shotgun Shed



CoF	Comstock - Short	Points	40 p
Targets	3 paper, 2 popper, Total 5 targets	Min rounds	8
Firearm	Rifle	Match-%	5.71%
Procedure	Engage all targets from within the demarcated area. Popper P1 will release Target T1. Popper P2 will release Target T3. Target T1 and T3 will be visible at rest.		
Starting position	Sitting on chair with rifle in right or left hand as demonstrated.		
Firearm ready condition	Option 3		
Start on	Audible signal		
Stop on	Last shot		
Penalties	As per current edition of rules		
Safety angles	L/R: red and white ribbon		
Setup notes	Stage picture gives only a rough sketch of the stage		

3. The Swingers Club

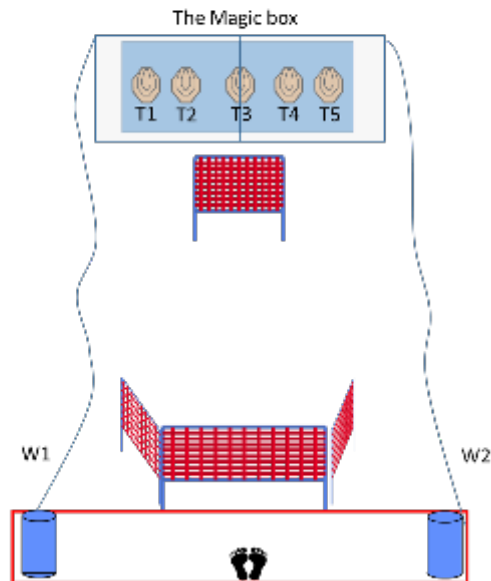


CoF	Comstock - Medium	Points	100 p
Targets	10 paper, Total 10 targets	Min rounds	20
Firearm	Rifle	Match-%	14.29%

Procedure	At start signal engage all targets from within the demarcated area. Target T3, T4, T7, T8 and T9,T10 are released by kicking down support beam. All targets are visible at rest. The muzzle of a loaded rifle must be kept under the top of the berm at all time. Pointing the muzzle of a loaded rifle above the berms WILL result in DQ per Rule number 10.5.2.
Starting position	Standing relaxed as demonstrated by the picture/RO.
Firearm ready condition	Option 1
Start on	Audible signal
Stop on	Last shot
Penalties	As per current edition of rules
Safety angles	L/R: 90/90 - Upper limit on berm (no pointing above the berm)
Setup notes	

4. The Magic Box

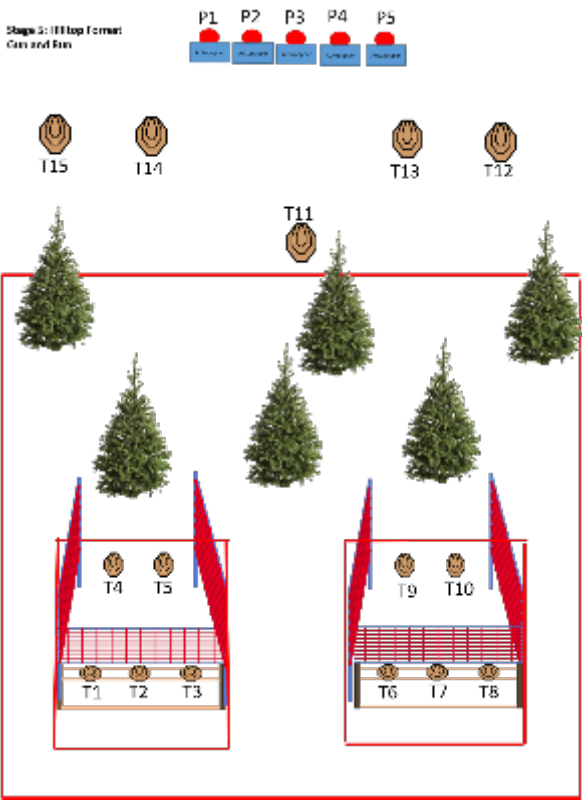
Stage 4: The magic box
 Short Course
 feltbane v/månen
 5 ipsc mini paper targets,
 5 rounds
 Rifle on left or right barrel
 Option 3



CoF	Comstock - Short	Points	50 p
Targets	5 paper, Total 5 targets	Min rounds	10
Firearm	Rifle	Match-%	7.14%

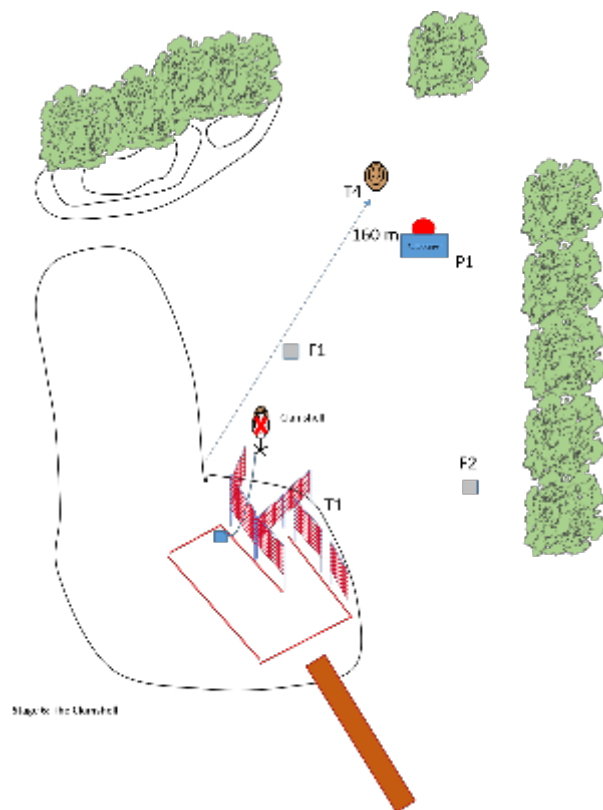
Procedure	At start signal engage all targets from within the designated area. Wire W1 will open left hatch and Wire W2 will open right hatch when pulled		
Starting position	Heels touching mark as demonstrated by the RO. Gun on left or right barrel pointing toward the box. First magazine to be used in belt.		
Firearm ready condition	Option 3, closed bolt.		
Start on	Audible signal		
Stop on	Last shot		
Penalties	As per current edition of rules		
Safety angles	Left: 90 - Right: Red and white ribbon		
Setup notes	Picture gives only a rough image of the stage.		

5. Hilltop Forrest Gun and Run



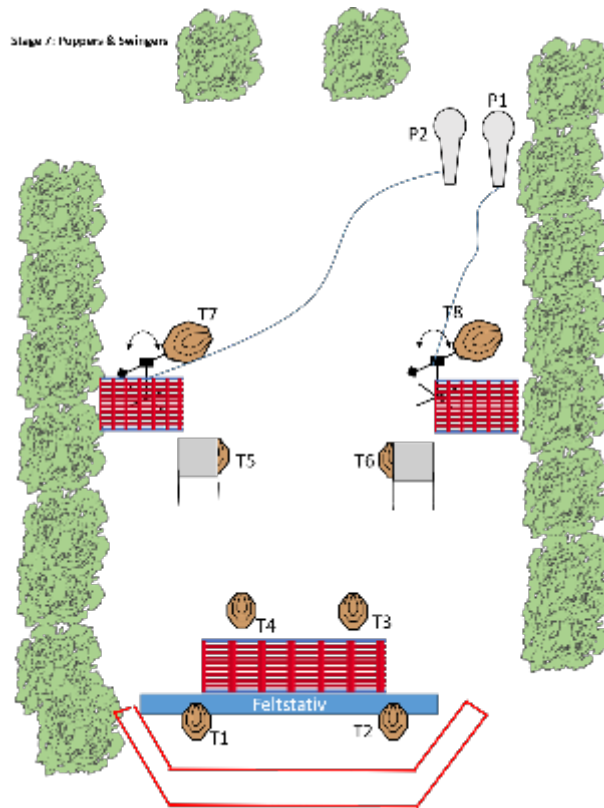
CoF	Comstock - Long	Points	180 p
Targets	16 paper, 4 popper, Total 20 targets	Min rounds	36
Firearm	Rifle	Match-%	25.71%
Procedure	At start signal engage all targets from within the demarcated area.		
Starting position	Standing relaxed as demonstrated by the picture/RO,		
Firearm ready condition	Option 1		
Start on	Audible signal		
Stop on	Last shot		
Penalties	As per current edition of rules		
Safety angles	L/R: Red and white ribbon		
Setup notes	Stage picture gives only a rough image of the stage		

6. The Clamshell



CoF	Comstock - Short	Points	50 p
Targets	2 paper, 1 plates, 2 frangible, 1 no-shoot, (with 3 10p), Total 5 targets	Min rounds	7
Firearm	Rifle	Match-%	7.14%
Procedure	At start signal, engage all targets from within the demarcated area. Target T1 is released by stepping on pressure plate. Target T4 is scored electronically and will NOT be subject to scoring challenges. Plate P1 and Frangibles F1 and F2 scores 10 points.		
Starting position	Standing relaxed as demonstrated by the picture/RO,		
Firearm ready condition	Option 1		
Start on	Audible signal		
Stop on	Last shot		
Penalties	As per current edition of rules		
Safety angles	L/R: Black and yellow ribbon		
Setup notes	Stage picture gives only a rough image of the stage.		

7. Callahans Fun Park

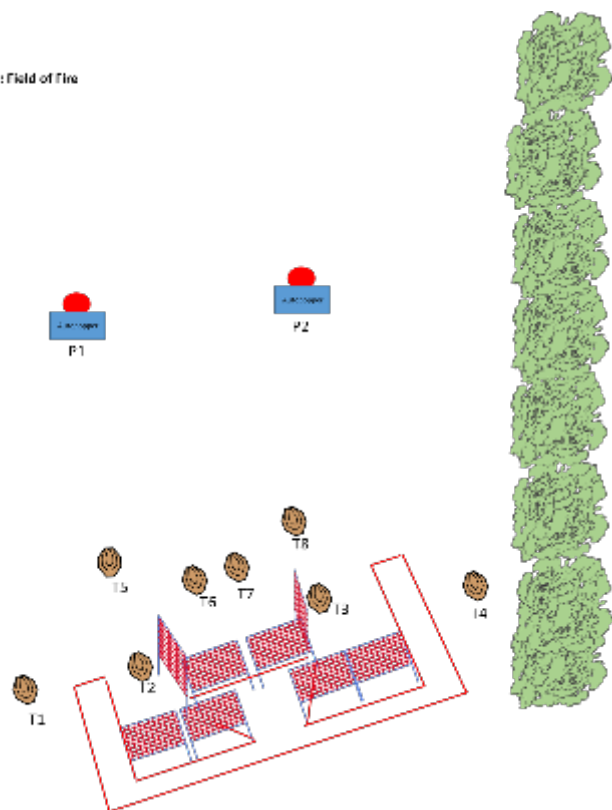


CoF	Comstock - Medium	Points	90 p
Targets	8 paper, 2 popper, Total 10 targets	Min rounds	18
Firearm	Rifle	Match-%	12.86%

Procedure	Engage all targets from within the designated area. Popper P1 activates Target T8 and Popper P2 activates Target T7.
Starting position	Standing relaxed as demonstrated by the picture/RO, anywhere within the designated area
Firearm ready condition	Option 1
Start on	Audible signal
Stop on	Last shot
Penalties	As per current edition of rules
Safety angles	L/R
Setup notes	Stage picture gives only a rough image of the stage

8. Field of Fire

Stage 8: Field of Fire



CoF	Comstock - Medium	Points	90 p
Targets	8 paper, 2 plates, Total 10 targets	Min rounds	18
Firearm	Rifle	Match-%	12.86%
Procedure	Engage all targets from within the demarcated area.		
Starting position	Standing relaxed anywhere within the designated area as demonstrated by picture/RO.		
Firearm ready condition	Option 1		
Start on	Audible signal		
Stop on	Last shot		
Penalties	As per current edition of rules		
Safety angles	Left: Red and white - Right: 90		
Setup notes	Stage picture gives only a rough image of the stage.		