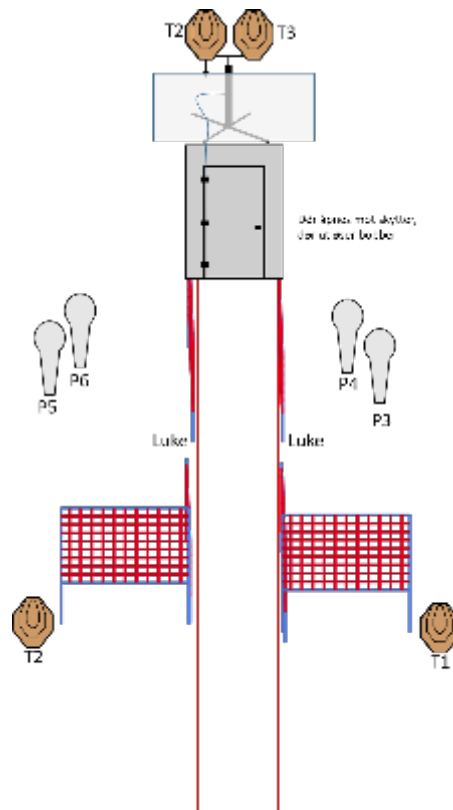


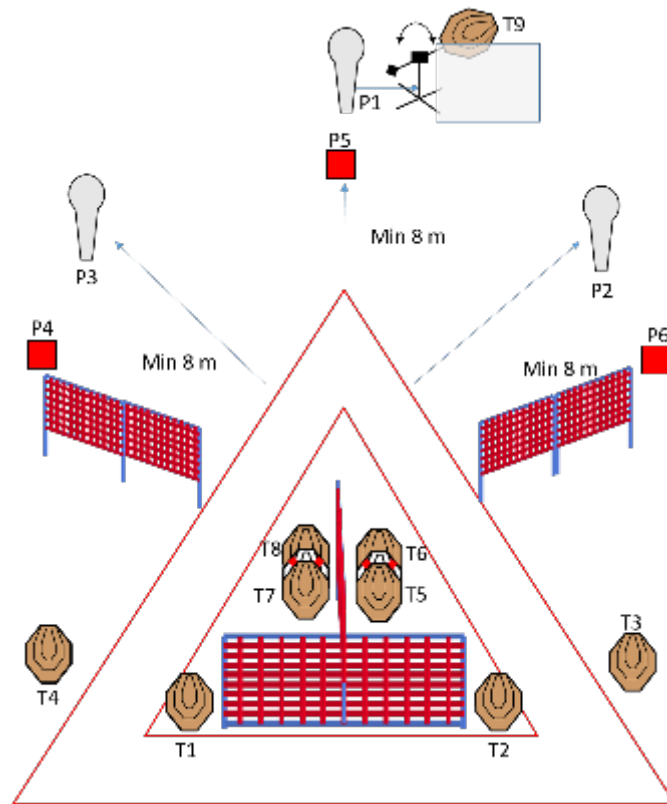
1. Callahans Nightmare



| | | | |
|---------|------------------------------------|------------|--------|
| CoF | Comstock - Short | Points | 60 p |
| Targets | 4 paper, 4 popper, Total 8 targets | Min rounds | 12 |
| Firearm | Handgun | Match-% | 10.34% |

| | | | |
|-------------------------|---|--|--|
| Procedure | At start signal engage all targets from within the designated area. Door activates target T2 and T3. When finished, please step out of hallway and unload in green box. | | |
| Starting position | Standing relaxed, as demonstrated, anywhere inside the designated area. | | |
| Firearm ready condition | Handgun: Loaded and holstered. PCC: Option 1 | | |
| Start on | Audible signal | | |
| Stop on | Last shot | | |
| Penalties | As per current edition of rules | | |
| Safety angles | 90/90 | | |
| Setup notes | | | |

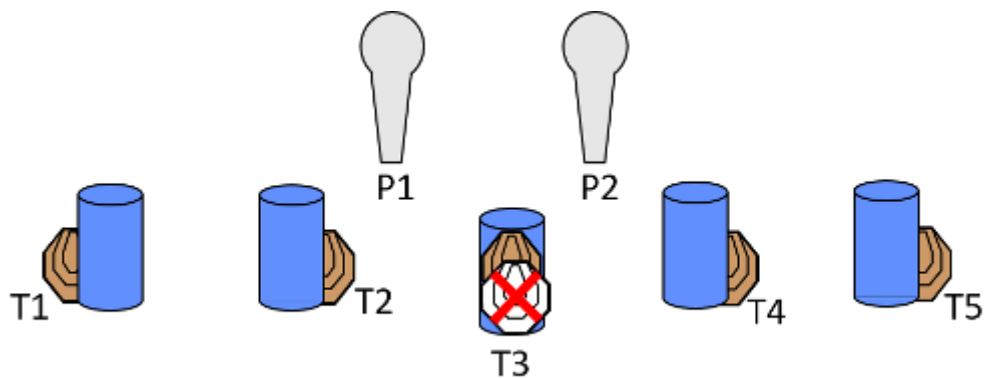
2. Bermuda Triangle



| | | | |
|---------|---|------------|--------|
| CoF | Comstock - Medium | Points | 120 p |
| Targets | 9 paper, 3 popper, 3 plates, Total 15 targets | Min rounds | 24 |
| Firearm | Handgun | Match-% | 20.69% |

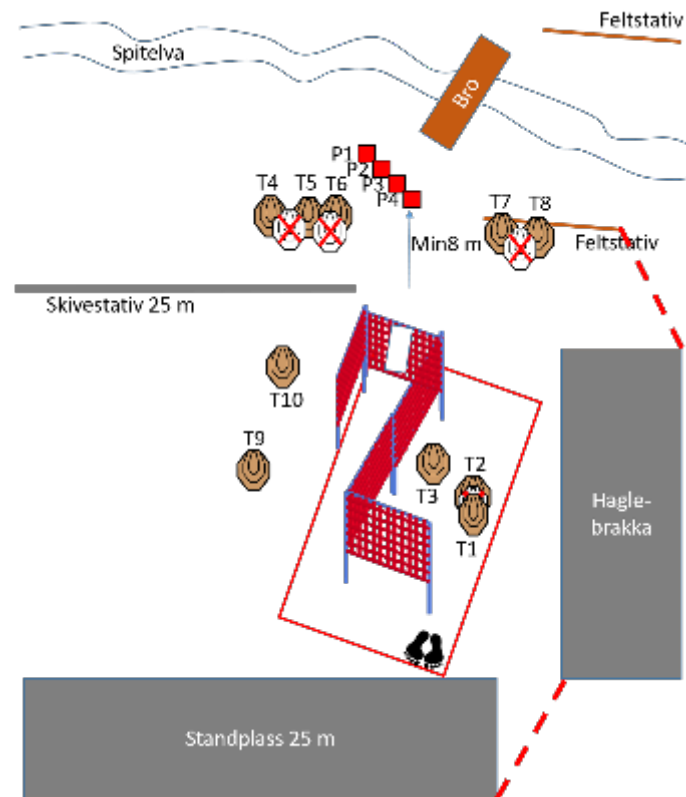
| | |
|-------------------------|--|
| Procedure | At start signal engage all targets from within the designated area. Popper P1 activates target T9. |
| Starting position | Standing relaxed, as demonstrated, anywhere inside the designated area. |
| Firearm ready condition | HG: Loaded and holstered. PCC: Option 1 |
| Start on | Audible signal |
| Stop on | Last shot |
| Penalties | As per current edition of rules |
| Safety angles | Yellow stick / Yellow stick. But not over 90 degrees on back faultline. |
| Setup notes | |

3. Barrel Targets



| | | | |
|-------------------------|---|------------|--------|
| CoF | Comstock - Short | Points | 60 p |
| Targets | 5 paper, 2 popper, 1 no-shoot, Total 7 targets | Min rounds | 12 |
| Firearm | Handgun | Match-% | 10.34% |
| Procedure | At start signal engage all targets from within the designated area. | | |
| Starting position | Standing relaxed, as demonstrated, anywhere inside the designated area. | | |
| Firearm ready condition | HG: Empty with no magazine inserted, laying flat on Barrel A. PCC: Option 3. Both: All magazines to be used on either barrel a or barrel b. | | |
| Start on | Audible signal | | |
| Stop on | Last shot | | |
| Penalties | As per current edition of rules | | |
| Safety angles | Left: Yellow stick. Right: 90 degrees | | |
| Setup notes | | | |

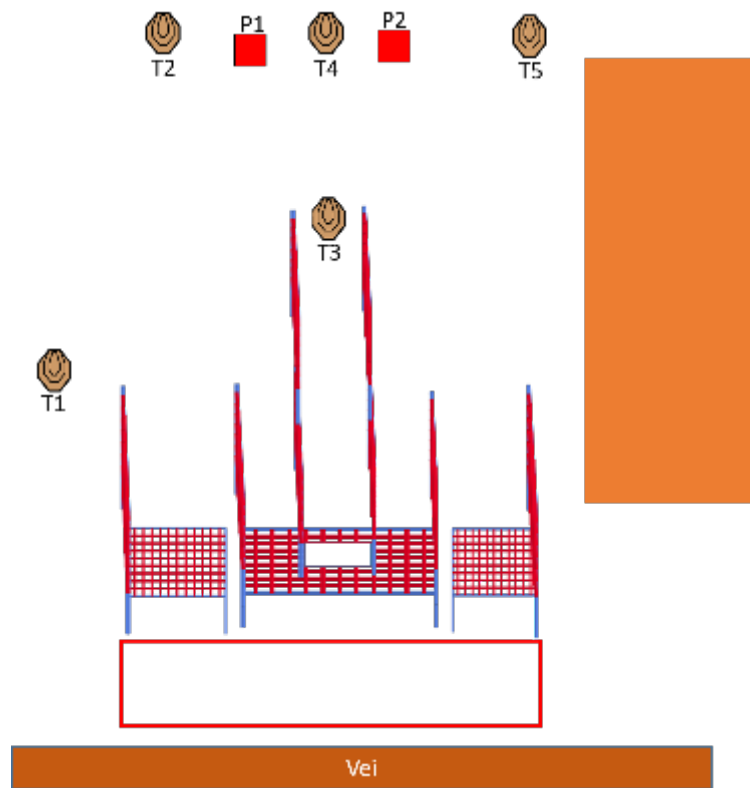
4. Kjells Corner



| | | | |
|---------|--|------------|--------|
| CoF | Comstock - Medium | Points | 120 p |
| Targets | 10 paper, 4 plates, 4 no-shoot, Total 14 targets | Min rounds | 24 |
| Firearm | Handgun | Match-% | 20.69% |

| | |
|-------------------------|---|
| Procedure | At start signal engage all targets from within the designated area. |
| Starting position | Standing relaxed, as demonstrated. Heels touching mark. |
| Firearm ready condition | HG: Loaded and holstered. PCC: Option 1. |
| Start on | Audible signal |
| Stop on | Last shot |
| Penalties | As per current edition of rules |
| Safety angles | Yellow rock / Yellow rock |
| Setup notes | |

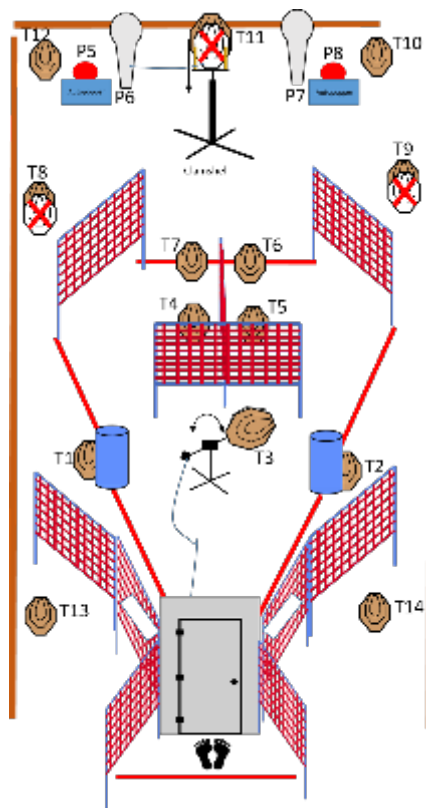
5. Right Side



| | | | |
|---------|------------------------------------|------------|--------|
| CoF | Comstock - Short | Points | 60 p |
| Targets | 5 paper, 2 plates, Total 7 targets | Min rounds | 12 |
| Firearm | Handgun | Match-% | 10.34% |

| | | | |
|-------------------------|---|--|--|
| Procedure | At start signal engage all targets from within the designated area. | | |
| Starting position | Standing relaxed, as demonstrated, anywhere within the designated area. | | |
| Firearm ready condition | HG: Loaded and holstered. PCC: Option 1. | | |
| Start on | Audible signal | | |
| Stop on | Last shot | | |
| Penalties | As per current edition of rules | | |
| Safety angles | Orange stick / Orange stick | | |
| Setup notes | | | |

6. Ding Dong



| | | | |
|---------|--|------------|--------|
| CoF | Comstock - Long | Points | 160 p |
| Targets | 14 paper, 2 popper, 2 plates, 3 no-shoot, Total 18 targets | Min rounds | 32 |
| Firearm | Handgun | Match-% | 27.59% |

| | | | |
|-------------------------|---|--|--|
| Procedure | At start signal engage all targets from within the designated area. Door activates target T3. Popper P6 activates target T11. No shots is to be fired before passing doorway, all violations will incur a match DQ for unsafe gun handling. | | |
| Starting position | Standing relaxed, as demonstrated, on green lawn. | | |
| Firearm ready condition | HG: Loaded and holstered. PCC: Option 1. | | |
| Start on | Audible signal | | |
| Stop on | Last shot | | |
| Penalties | As per current edition of rules | | |
| Safety angles | 90/90 | | |
| Setup notes | | | |