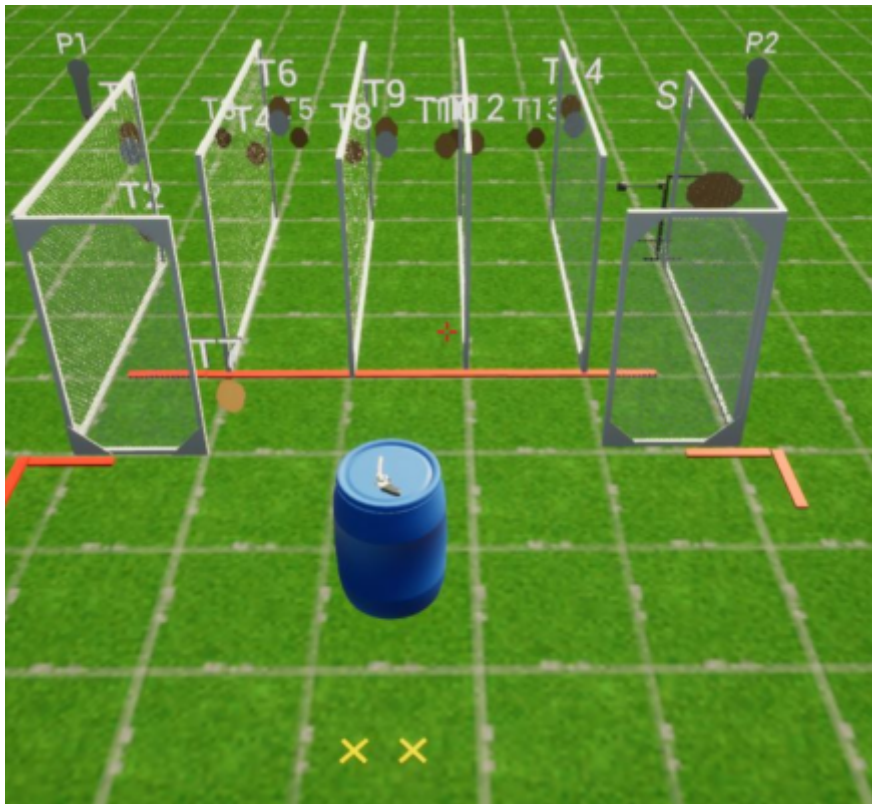


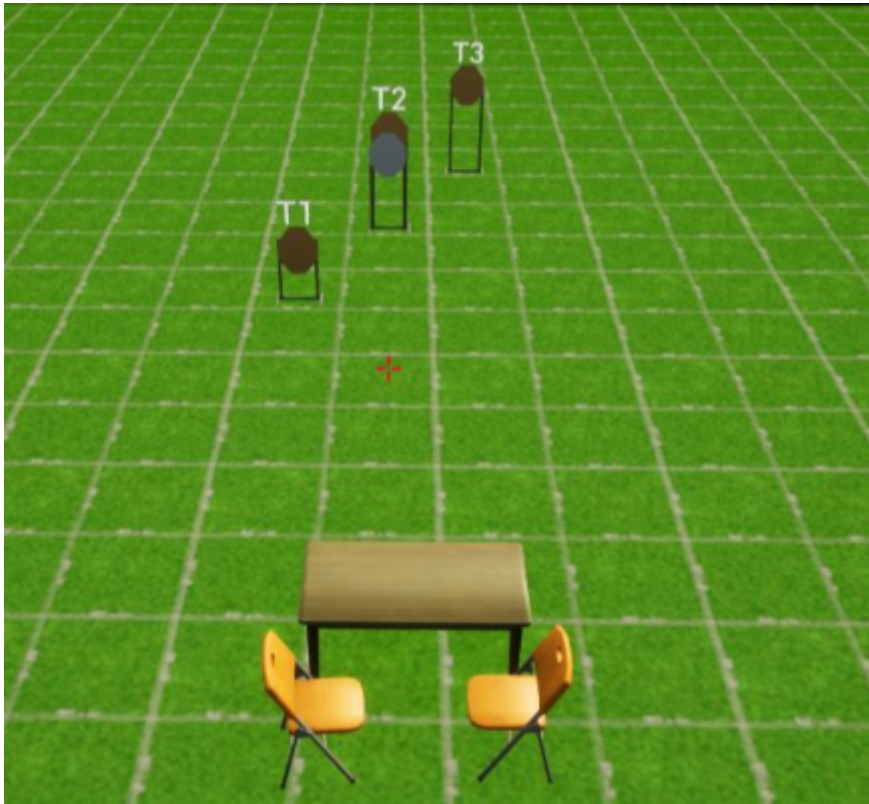
1. Full house



| | | | |
|---------|--|------------|--------|
| CoF | Comstock - Long | Points | 160 p |
| Targets | 15 paper, 2 popper, 4 no-shoot, Total 17 targets | Min rounds | 32 |
| Firearm | Handgun | Match-% | 30.77% |

| | |
|-------------------------|--|
| Procedure | On audible signal engage all targets from within designated area. Swinger is released by hatch in the floor. |
| Starting position | Heels touching marks |
| Firearm ready condition | Gun loaded on table |
| Start on | Audible signal |
| Stop on | Last shot |
| Penalties | As per current edition of rules |
| Safety angles | Left flag post, right yellow pole |
| Setup notes | Swinger and poppers must be reset between shooters |

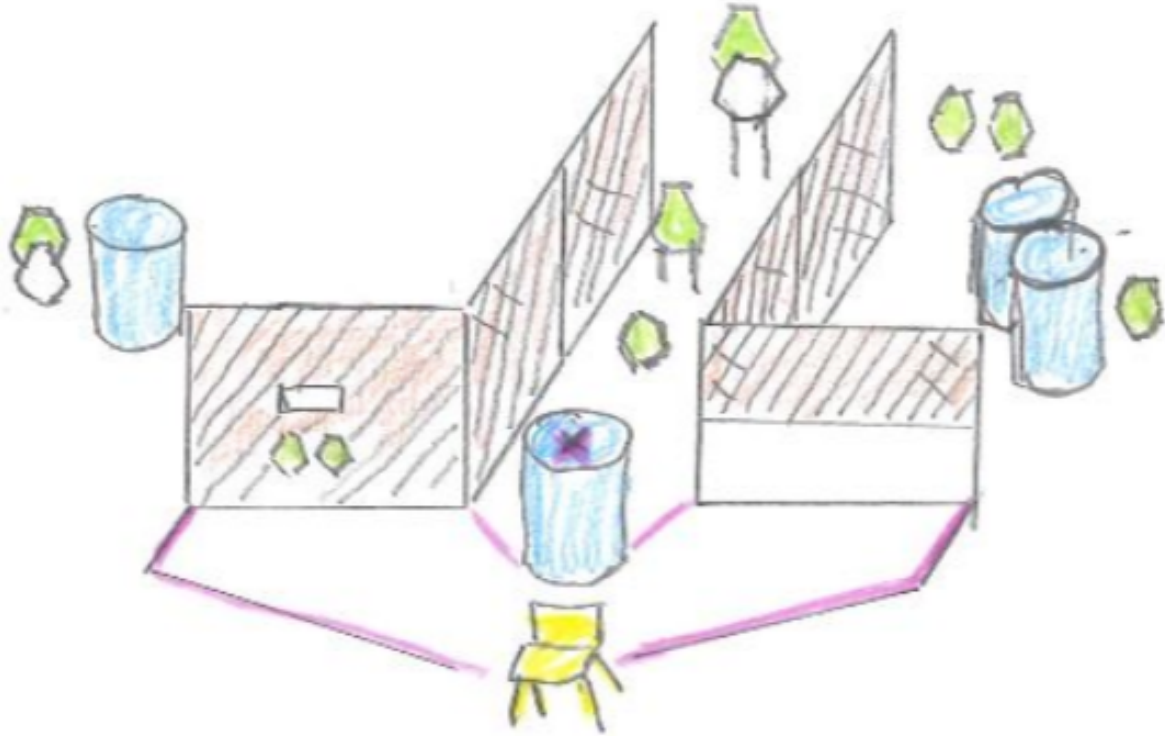
2. Watching TV



| | | | |
|---------|--------------------------------------|------------|-------|
| CoF | Comstock - Short | Points | 30 p |
| Targets | 3 paper, 1 no-shoot, Total 3 targets | Min rounds | 6 |
| Firearm | Handgun | Match-% | 5.77% |

| | |
|-------------------------|---|
| Procedure | On audible signal engage all targets WEEK hand only. The remote must be held with strong hand during the whole stage. Gun must contain maximum SIX rounds and no reloads are allowed. |
| Starting position | Sitting in chair. Feet on legrest. |
| Firearm ready condition | Gun loaded on table. |
| Start on | Audible signal |
| Stop on | Last shot |
| Penalties | As per current edition of rules |
| Safety angles | Lest: Flag pole. Right: Yellow pole |
| Setup notes | Chairs must allow for left and right hand shooters. |


3. Behind walls



| | | | |
|---------|--------------------------------------|------------|--------|
| CoF | Comstock - Medium | Points | 90 p |
| Targets | 9 paper, 2 no-shoot, Total 9 targets | Min rounds | 18 |
| Firearm | Handgun | Match-% | 17.31% |

| | |
|-------------------------|---|
| Procedure | On audible signal engage all targets form within designated area. Center target array MUST be engaged stromd hand only. |
| Starting position | Sitting on chair facing uprange |
| Firearm ready condition | Gun loaded on table |
| Start on | Audible signal |
| Stop on | Last shot |
| Penalties | As per current edition of rules |
| Safety angles | Left: Flag pole on the hill. Right: Yellow pole. |
| Setup notes | |

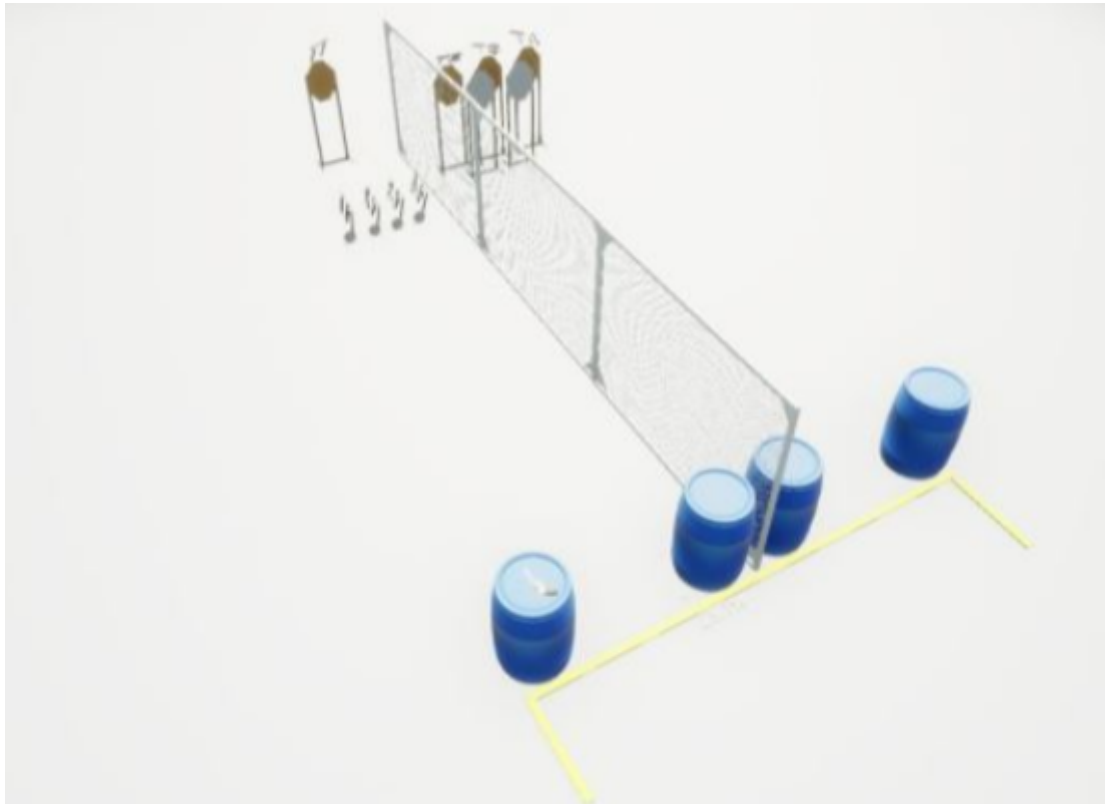
4. How fast are you?



| | | | |
|---------|--------------------------------------|------------|--------|
| CoF | Comstock - Short | Points | 60 p |
| Targets | 6 paper, 1 no-shoot, Total 6 targets | Min rounds | 12 |
| Firearm | Handgun | Match-% | 11.54% |

| | |
|-------------------------|--|
| Procedure | On audible signal engage all targets from within designated area |
| Starting position | Standing relaxed behind barrel |
| Firearm ready condition | Gun un-loaded on barrel |
| Start on | Audible signal |
| Stop on | Last shot |
| Penalties | As per current edition of rules |
| Safety angles | Left: Yellow pole Right: Closest powermast |
| Setup notes | |

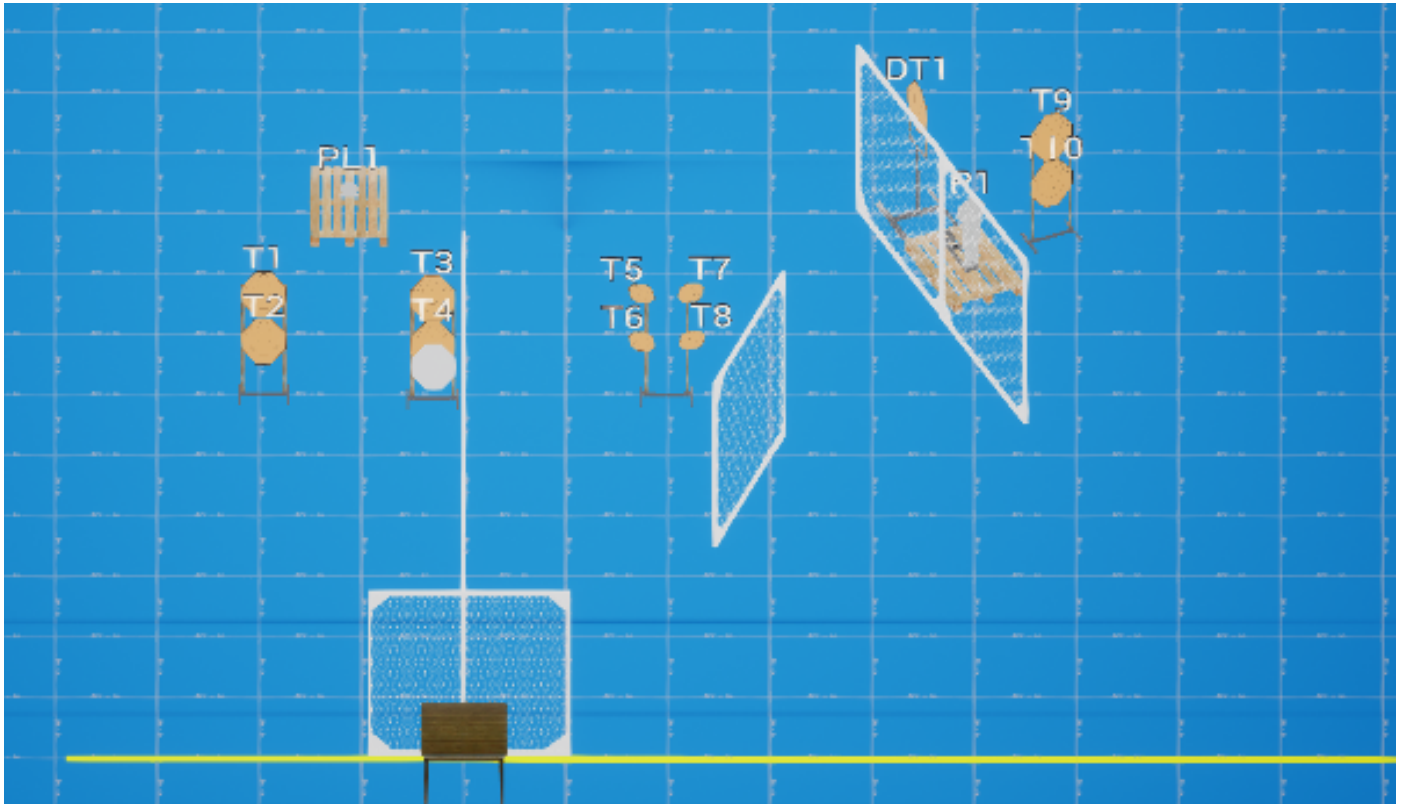
5. Variation



| | | | |
|---------|--|------------|--------|
| CoF | Comstock - Short | Points | 60 p |
| Targets | 4 paper, 4 plates, 2 no-shoot, Total 8 targets | Min rounds | 12 |
| Firearm | Handgun | Match-% | 11.54% |

| | |
|-------------------------|--|
| Procedure | On audible signal engage all targets from within designated area |
| Starting position | |
| Firearm ready condition | Gun loaded on barrel |
| Start on | Audible signal |
| Stop on | Last shot |
| Penalties | As per current edition of rules |
| Safety angles | Left; Yellow pole. Right: Closest powermast |
| Setup notes | |

6. The Divider



| | | | |
|---------|--|------------|--------|
| CoF | Comstock - Medium | Points | 120 p |
| Targets | 11 paper, 1 popper, 1 plates, 1 no-shoot, Total 13 targets | Min rounds | 24 |
| Firearm | Handgun | Match-% | 23.08% |

| | |
|-------------------------|--|
| Procedure | Engage all targets from within the shooting area as they become visible. Note that there is a disappearing target that is not visible at rest. |
| Starting position | Standing relaxed anywhere within designated area |
| Firearm ready condition | Gun loaded on table |
| Start on | Audible signal |
| Stop on | Last shot |
| Penalties | As per current edition of rules |
| Safety angles | Left: Yellow pole. Right: Closes powermast |
| Setup notes | First shooter will demo drop turner (activated with popper on pallet). |