

1. Stage 1

No image

CoF	Comstock - Medium	Points	80 p
Targets	8 paper, Total 8 targets	Min rounds	16
Firearm	Handgun	Match-%	10.39%

Procedure	Engage all target from within designated area. Stepping plate activates moving target. Moving target is visible at rest.
Starting position	Heels touching mark as demonstrated by RO
Firearm ready condition	Gun loaded & holstered
Start on	Audible signal
Stop on	Last shot
Penalties	As per current edition of rules
Safety angles	L/R
Setup notes	


2. Stage 2

No image

CoF	Comstock - Long	Points	135 p
Targets	9 paper, 1 popper, 8 plates, Total 18 targets	Min rounds	27
Firearm	Handgun	Match-%	17.53%

Procedure	On signal engage all targets from within designated area. Stepping plate 1 activates swinger 1, stepping plate 2 activates swinger 2. Popper 1 activates moving plates 1-8. moving targets are visible at rest.
Starting position	Anywhere
Firearm ready condition	Gun loaded & holstered
Start on	Audible signal
Stop on	Last shot
Penalties	As per current edition of rules
Safety angles	L/R
Setup notes	


3. Stage 3



CoF	Comstock - Short	Points	40 p
Targets	3 paper, 2 popper, Total 5 targets	Min rounds	8
Firearm	Handgun	Match-%	5.19%

Procedure	On signal engage all targets as they become visible from within designated area strong hand only.
Starting position	Standing relaxed.
Firearm ready condition	Unloaded on barrel, all magazines to be used on barrel.
Start on	Audible signal
Stop on	Last shot
Penalties	As per current edition of rules
Safety angles	L/R
Setup notes	


4. Stage 4



CoF	Comstock - Short	Points	45 p
Targets	4 paper, 1 popper, Total 5 targets	Min rounds	9
Firearm	Handgun	Match-%	5.84%

Procedure	On signal engage all targets as they become visible from within designated area weak hand only.
Starting position	Standing relaxed behind barrel.
Firearm ready condition	Gun loaded on barrel.
Start on	Audible signal
Stop on	Last shot
Penalties	As per current edition of rules
Safety angles	L/R
Setup notes	


5. Stage 5



CoF	Comstock - Medium	Points	120 p
Targets	10 paper, 4 popper, 1 no-shoot, Total 14 targets	Min rounds	24
Firearm	Handgun	Match-%	15.58%

Procedure	On signal engage all targets as they become visible from within designated area, popper 4 must be engaged behind faultline. Stepping plate activates swinger. Swinger is visible at rest.
Starting position	Standing relaxed anywhere.
Firearm ready condition	Gun loaded & holstered.
Start on	Audible signal
Stop on	Last shot
Penalties	As per current edition of rules
Safety angles	L/R
Setup notes	


6. Stage 6



CoF	Comstock - Medium	Points	100 p
Targets	8 paper, 1 popper, 3 plates, Total 12 targets	Min rounds	20
Firearm	Handgun	Match-%	12.99%

Procedure	On signal engage all targets as they become visible from within designated area. Popper 1 activates bobber, bobber is visible at rest.
Starting position	Standing relaxed
Firearm ready condition	Gun loaded & holstered
Start on	Audible signal
Stop on	Last shot
Penalties	As per current edition of rules
Safety angles	L/R
Setup notes	


7. Stage 7



CoF	Comstock - Short	Points	40 p
Targets	4 paper, Total 4 targets	Min rounds	8
Firearm	Handgun	Match-%	5.19%

Procedure	On signal engage all targets as they become visible from within designated area.
Starting position	Standing relax.
Firearm ready condition	Gun loaded & holstered.
Start on	Audible signal
Stop on	Last shot
Penalties	As per current edition of rules
Safety angles	L/R
Setup notes	


8. Stage 8



CoF	Comstock - Medium	Points	115 p
Targets	9 paper, 2 popper, 3 plates, 1 no-shoot, Total 14 targets	Min rounds	23
Firearm	Handgun	Match-%	14.94%

Procedure	At the signal engage all targets as they become visible from within designated area. Popper 1 activates swinger 1, popper 2 activates clam-shell 1. Moving targets are visible at rest.
Starting position	Standing relaxed anywhere.
Firearm ready condition	Gun loaded & holstered
Start on	Audible signal
Stop on	Last shot
Penalties	As per current edition of rules
Safety angles	L/R
Setup notes	

9. Stage 9



CoF	Comstock - Short	Points	40 p
Targets	3 paper, 2 popper, 1 no-shoot, Total 5 targets	Min rounds	8
Firearm	Handgun	Match-%	5.19%

Procedure	On signal engage all targets as they become visible from within designated area. Popper 1 activates swinger 1, popper 2 activates clam-shell 1. Moving targets are visible at rest.
Starting position	Standing relaxed, toes touching marks as demonstrated by RO
Firearm ready condition	Gun loaded & holstered
Start on	Audible signal
Stop on	Last shot
Penalties	As per current edition of rules
Safety angles	L/R
Setup notes	

10. Stage 10



CoF	Comstock - Short	Points	55 p
Targets	4 paper, 3 plates, Total 7 targets	Min rounds	11
Firearm	Handgun	Match-%	7.14%

Procedure	At the signal engage all targets as they become visible.
Starting position	Standing relaxed anywhere
Firearm ready condition	Gun loaded & holstered
Start on	Audible signal
Stop on	Last shot
Penalties	As per current edition of rules
Safety angles	L/R
Setup notes	