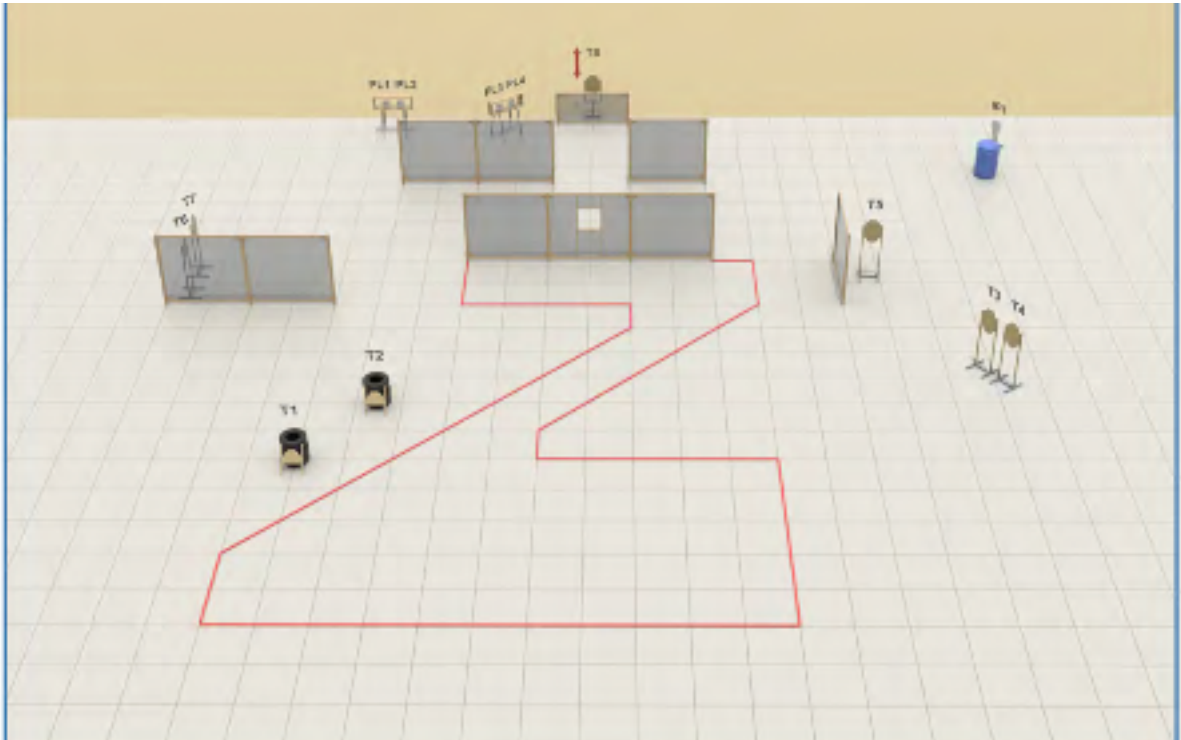


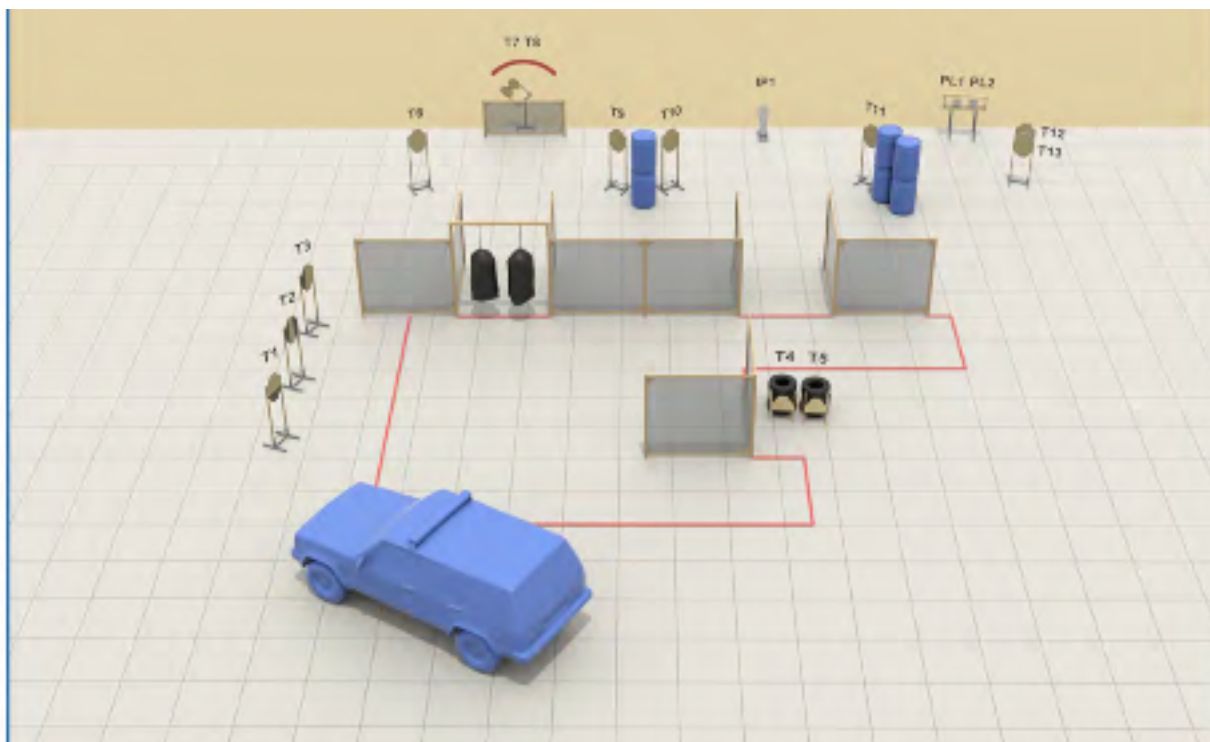
# 1. Stage 1



CoF	Comstock - Medium	Points	105 p
Targets	8 paper, 1 popper, 4 plates, Total 13 targets	Min rounds	21
Firearm	Handgun	Match-%	15.56%

Procedure	On signal, engage all targets. IPSC popper (IP1) activates swinger (T8) which remains visible at rest
Starting position	Standing anywhere inside area.
Firearm ready condition	Option 1
Start on	Audible signal
Stop on	Last shot
Penalties	As per current edition of rules
Safety angles	L/R
Setup notes	Medium

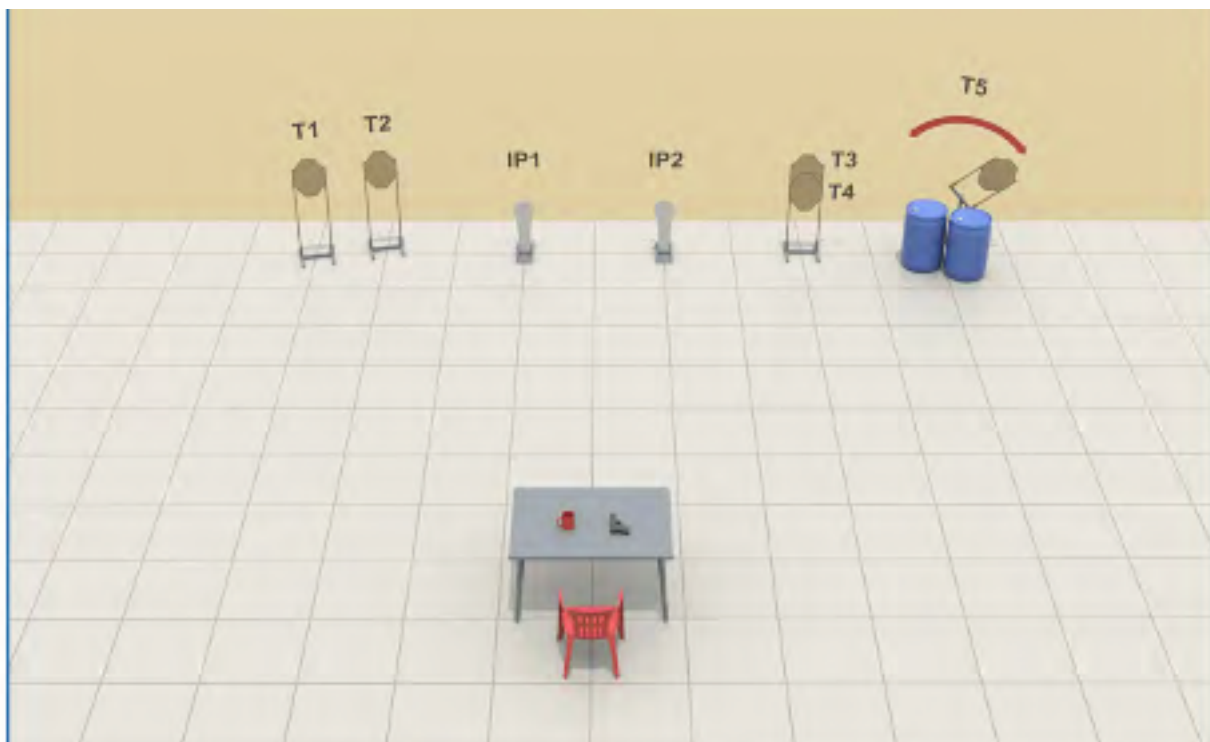
## 2. Stage 2



CoF	Comstock - Long	Points	145 p
Targets	13 paper, 1 popper, 2 plates, 1 no-shoot, Total 16 targets	Min rounds	29
Firearm	Handgun	Match-%	21.48%

Procedure	On signal, engage all targets. IPSC popper (IP1) activates swinger (T?, T8) which remains visible at rest.
Starting position	Sitting in car, hands touching dashboard.
Firearm ready condition	Loaded (Option 2)
Start on	Audible signal
Stop on	Last shot
Penalties	As per current edition of rules
Safety angles	L/R
Setup notes	Long


### 3. Stage 3



CoF	Comstock - Short	Points	60 p
Targets	5 paper, 2 popper, Total 7 targets	Min rounds	12
Firearm	Handgun	Match-%	8.89%

Procedure	On signal, engage all targets sitting in chair, holding coffee mug with weak hand. IPSC poppers (IP1, IP2) activates swinger (TS) which remains visible at rest.
Starting position	Sitting in chair, holding coffee mug with weak hand.
Firearm ready condition	Loaded (Option 2), laying on table.
Start on	Audible signal
Stop on	Last shot
Penalties	As per current edition of rules
Safety angles	L/R
Setup notes	Short

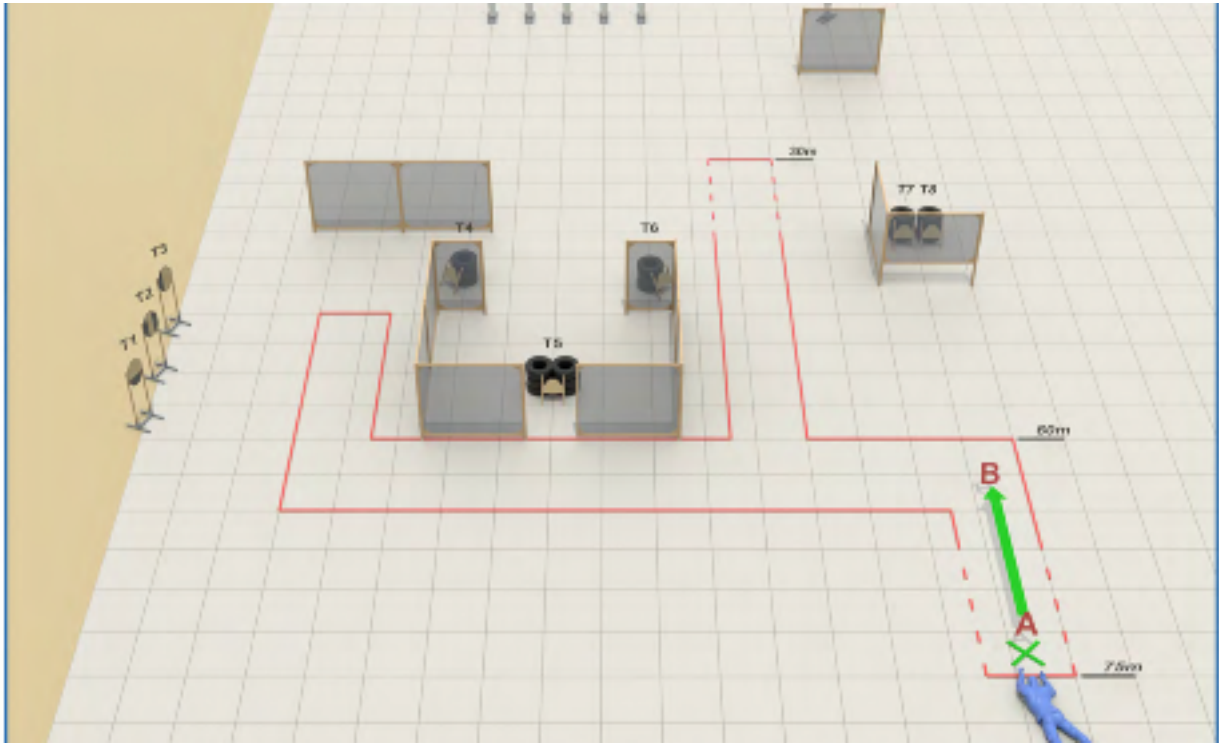
## 4. Stage 4



CoF	Comstock - Short	Points	50 p
Targets	3 paper, 1 popper, 3 plates, Total 7 targets	Min rounds	10
Firearm	Handgun	Match-%	7.41%

Procedure	On signal, engage all targets. IPSC popper (IP1) activates swinger (T3) which remains visible at rest.
Starting position	Standing on platform.
Firearm ready condition	Unloaded and holstered (option 3).
Start on	Audible signal
Stop on	Last shot
Penalties	As per current edition of rules
Safety angles	L/R
Setup notes	short

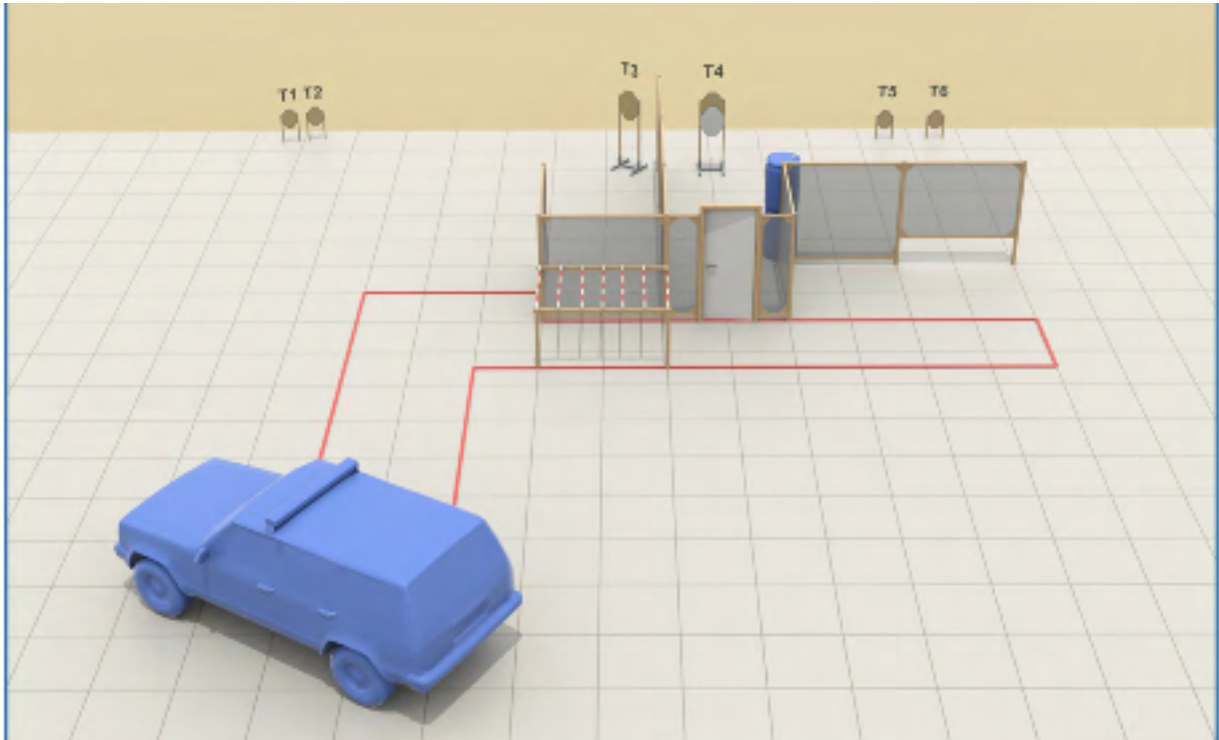
## 5. Stage 5



CoF	Comstock - Medium	Points	110 p
Targets	8 paper, 6 popper, Total 14 targets	Min rounds	22
Firearm	Handgun	Match-%	16.30%

Procedure	On signal, drag "body", using both hands, from point A to point B, then engage all targets.
Starting position	Standing on mark.
Firearm ready condition	Option 1
Start on	Audible signal
Stop on	Last shot
Penalties	As per current edition of rules
Safety angles	L/R
Setup notes	Medium


## 6. Stage 6



CoF	Comstock - Short	Points	60 p
Targets	6 paper, 1 no-shoot, Total 6 targets	Min rounds	12
Firearm	Handgun	Match-%	8.89%

Procedure	On signal, engage all targets.
Starting position	Sitting in car, hands touching dashboard.
Firearm ready condition	Loaded (Option 2)
Start on	Audible signal
Stop on	Last shot
Penalties	As per current edition of rules
Safety angles	L/R
Setup notes	Short

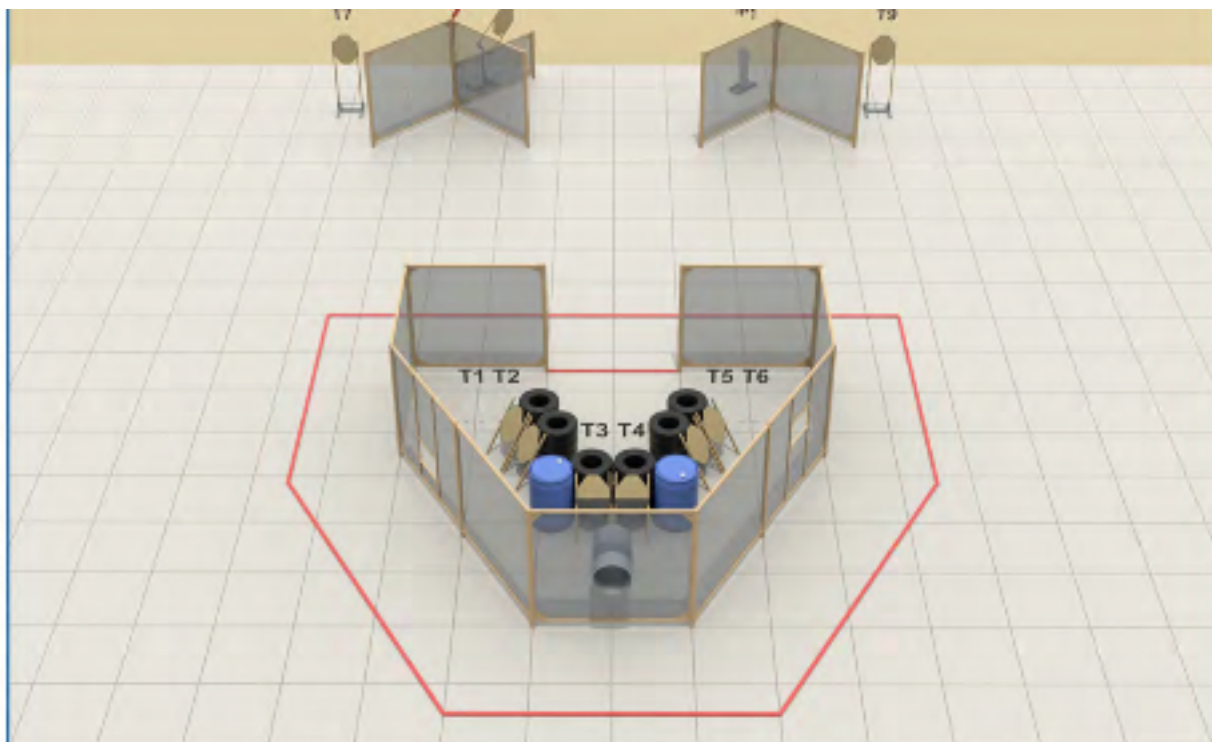
## 7. Stage 7



CoF	Comstock - Short	Points	50 p
Targets	3 paper, 2 popper, 2 plates, Total 7 targets	Min rounds	10
Firearm	Handgun	Match-%	7.41%

Procedure	On signal, engage all targets.
Starting position	Standing, heels touching marks.
Firearm ready condition	Option 1
Start on	Audible signal
Stop on	Last shot
Penalties	As per current edition of rules
Safety angles	L/R
Setup notes	Short

## 8. Stage 8



CoF	Comstock - Medium	Points	95 p
Targets	9 paper, 1 popper, Total 10 targets	Min rounds	19
Firearm	Handgun	Match-%	14.07%

Procedure	On signal, engage all targets. IPSC popper (IP1) activates swinger (T8) which remains visible at rest.
Starting position	Standing anywhere inside area.
Firearm ready condition	Option 1
Start on	Audible signal
Stop on	Last shot
Penalties	As per current edition of rules
Safety angles	L/R
Setup notes	Medium