


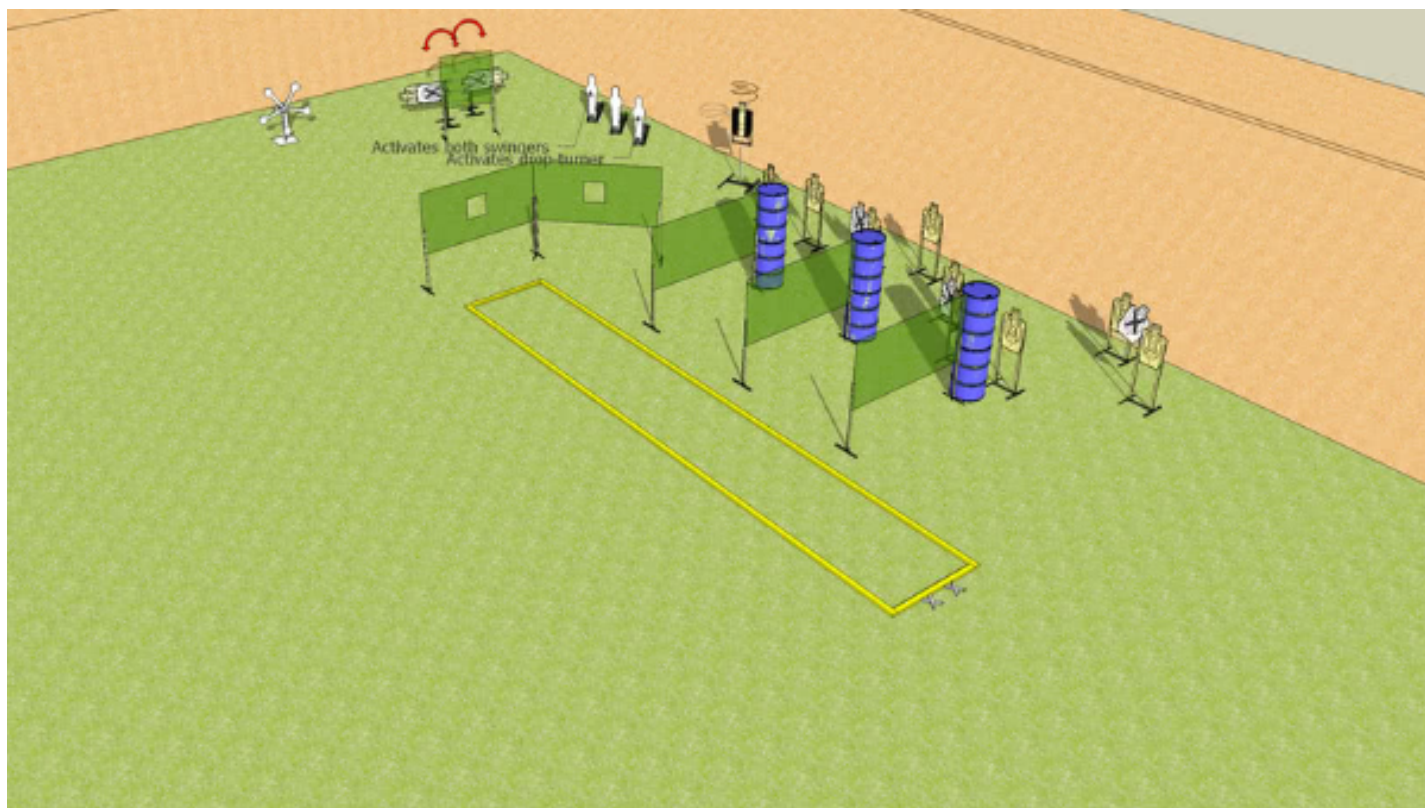
1. Goldfinger



| | | | |
|---------|--------------------------|------------|--------|
| CoF | Comstock - Short | Points | 60 p |
| Targets | 6 paper, Total 6 targets | Min rounds | 12 |
| Firearm | Handgun | Match-% | 10.34% |

| | |
|-------------------------|---|
| Procedure | On start signal engage all targets as they become visible within the demarcated area. Red/white tape = walls extending up/down to infinity. Tirethreads on ground = faultline |
| Starting position | As demonstrated by RO |
| Firearm ready condition | Gun unloaded & holstered |
| Start on | Audible signal |
| Stop on | Last shot |
| Penalties | As per current edition of rules |
| Safety angles | Left: red mark on building, right: red stick, vertical: top of berm, horizontal when reloading |
| Setup notes | |


2. Dr. No



| | | | |
|---------|--|------------|--------|
| CoF | Comstock - Medium | Points | 120 p |
| Targets | 11 paper, 2 plates, 2 no-shoot, Total 13 targets | Min rounds | 24 |
| Firearm | Handgun | Match-% | 20.69% |

| | |
|-------------------------|---|
| Procedure | On start signal engage all targets as they become visible within the demarcated area. Red/white tape = walls extending up/down to infinity. Tirethreads on ground = faultline |
| Starting position | As demonstrated by RO |
| Firearm ready condition | Gun loaded & holstered |
| Start on | Audible signal |
| Stop on | Last shot |
| Penalties | As per current edition of rules |
| Safety angles | Left: red mark on building, right red stick , vertical: top of berm (logs), horizontal when reloading |
| Setup notes | |

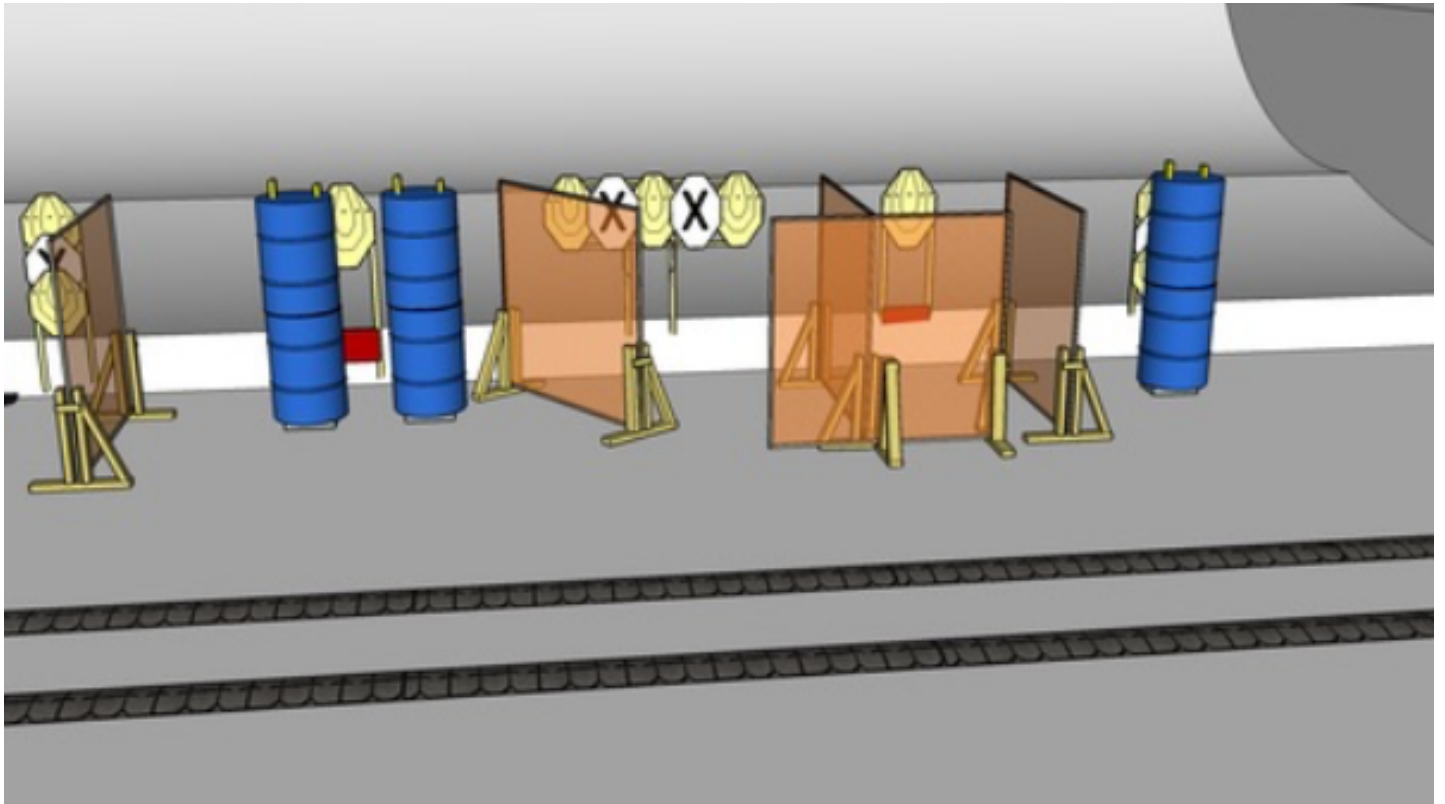
3. From Russia whit love



| | | | |
|---------|--|------------|--------|
| CoF | Comstock - Medium | Points | 120 p |
| Targets | 10 paper, 4 popper, 1 no-shoot, Total 14 targets | Min rounds | 24 |
| Firearm | Handgun | Match-% | 20.69% |

| | |
|-------------------------|---|
| Procedure | On start signal engage all targets as they become visible within the demarcated area. Red/white tape = walls extending up/down to infinity. Tirethreads on ground = faultline |
| Starting position | As demonstrated by RO |
| Firearm ready condition | Loaded and holstered |
| Start on | Audible signal |
| Stop on | Last shot |
| Penalties | As per current edition of rules |
| Safety angles | Left: red stick. Right: red mark on wall |
| Setup notes | |

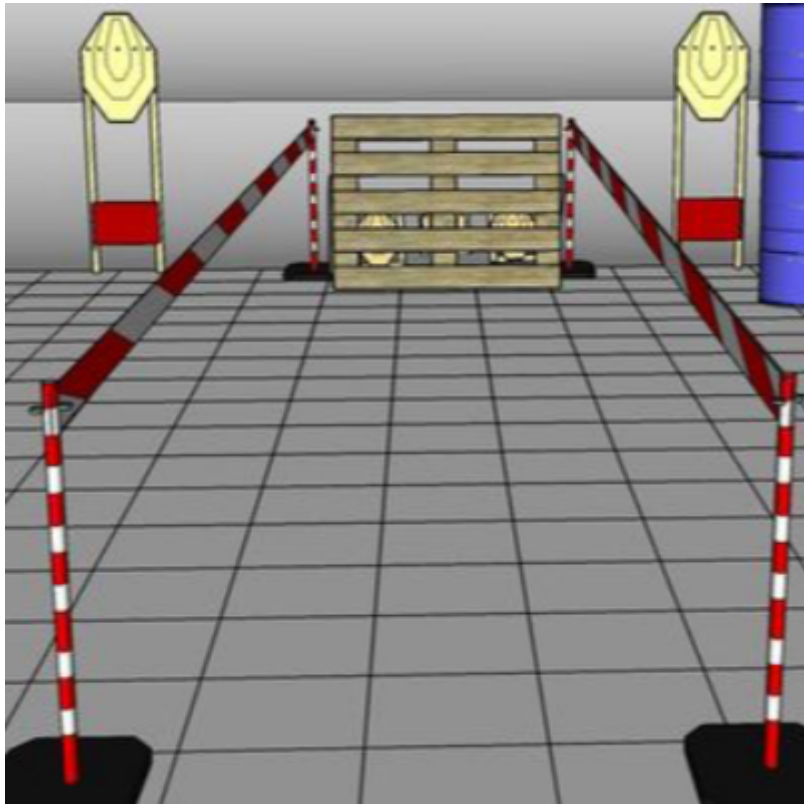
4. Thunderball



| | | | |
|---------|--------------------------------------|------------|--------|
| CoF | Comstock - Short | Points | 60 p |
| Targets | 6 paper, 2 no-shoot, Total 6 targets | Min rounds | 12 |
| Firearm | Handgun | Match-% | 10.34% |

| | |
|-------------------------|---|
| Procedure | On start signal engage all targets as they become visible within the demarcated area. Red/white tape = walls extending up/down to infinity. Strong hand only. |
| Starting position | Hands on top on wall Shown by RO |
| Firearm ready condition | Gun loaded & holstered |
| Start on | Audible signal |
| Stop on | Last shot |
| Penalties | As per current edition of rules |
| Safety angles | Left: red stick. Right: red mark on wall |
| Setup notes | |

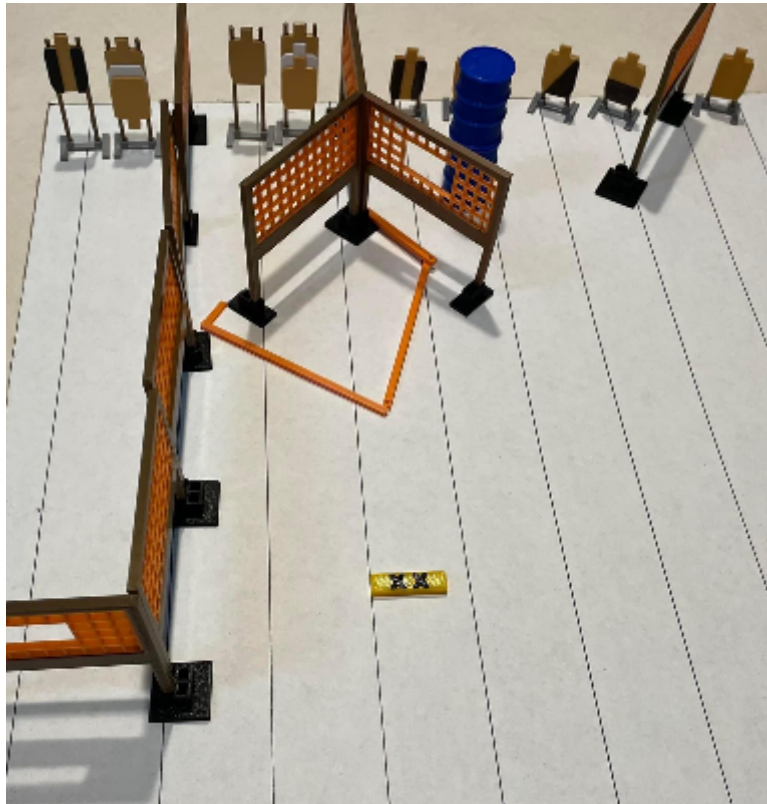
5. Live and Let Die



| | | | |
|---------|--------------------------|------------|--------|
| CoF | Comstock - Short | Points | 60 p |
| Targets | 6 paper, Total 6 targets | Min rounds | 12 |
| Firearm | Handgun | Match-% | 10.34% |

| | |
|-------------------------|---|
| Procedure | On start signal engage all targets as they become visible within the demarcated area. Red/white tape = walls extending up/down to infinity. Weak hand only. |
| Starting position | Shown by RO |
| Firearm ready condition | Loaded on table. |
| Start on | Audible signal |
| Stop on | Last shot |
| Penalties | As per current edition of rules |
| Safety angles | Left/right: 90deg when facing berm, vertical: top of berm, horizontal when reloading |
| Setup notes | |

6. The Man with the Golden Gun



| | | | |
|---------|--|------------|--------|
| CoF | Comstock - Long | Points | 160 p |
| Targets | 14 paper, 1 popper, 3 plates, 2 no-shoot, Total 18 targets | Min rounds | 32 |
| Firearm | Handgun | Match-% | 27.59% |

| | |
|-------------------------|---|
| Procedure | On start signal engage all targets as they become visible within the demarcated area. Red/white tape = walls extending up/down to infinity. |
| Starting position | As demonstrated by RO |
| Firearm ready condition | Gun loaded & holstered |
| Start on | Audible signal |
| Stop on | Last shot |
| Penalties | As per current edition of rules |
| Safety angles | Left/right: 90deg when facing berm, vertical: top of berm, horizontal when reloading |
| Setup notes | |