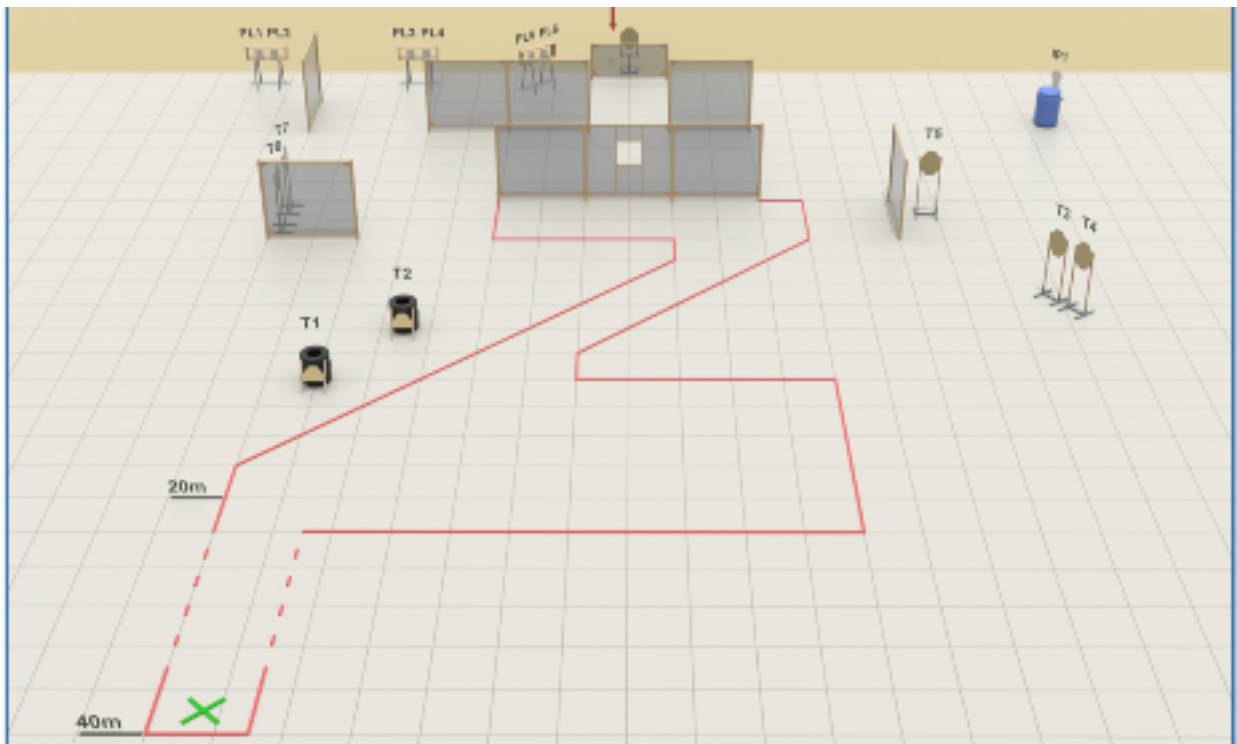


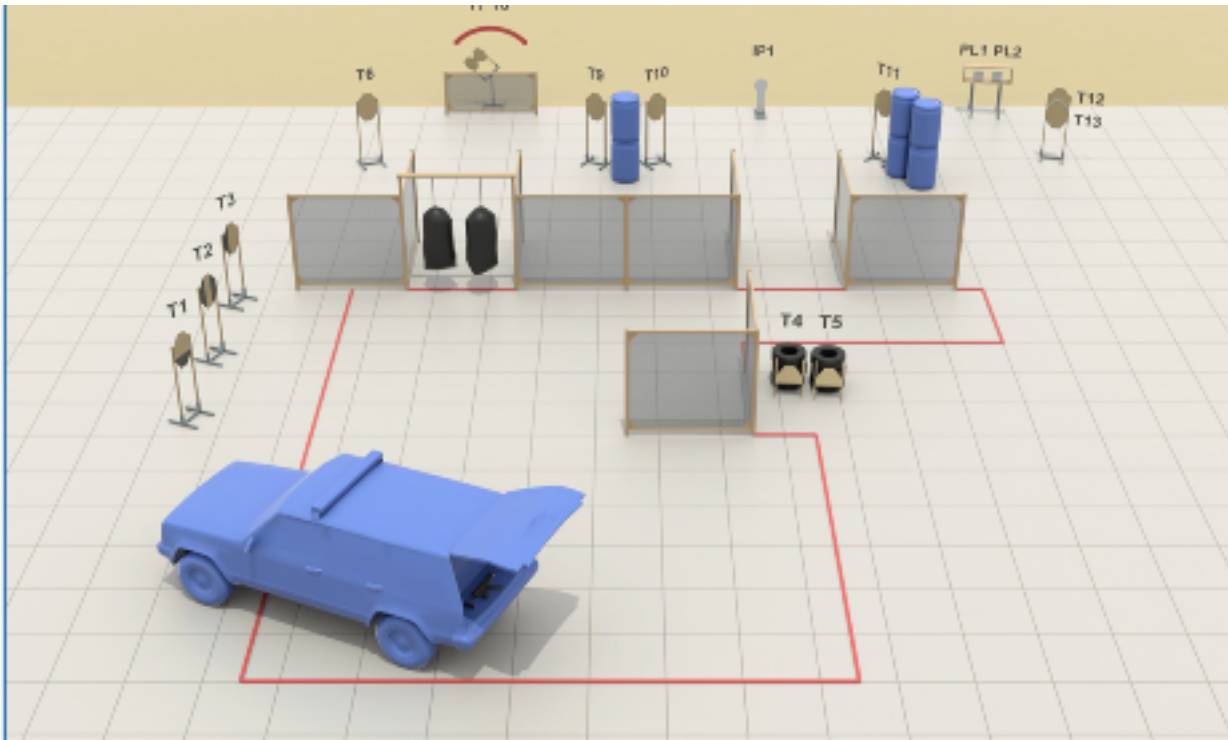
1. Stage 1



CoF	Comstock - Medium	Points	115 p
Targets	8 paper, 1 popper, 6 plates, Total 15 targets	Min rounds	23
Firearm	Handgun	Match-%	16.31%

Procedure	On signal, engage all targets. IPSC popper (IP1) activates swinger (T8) which remains visible at rest.
Starting position	Standing erect, on mark, with the firearm in the ready condition, held in both hands, stock touching the competitor at hip level, barrel parallel to the ground, trigger guard downwards, muzzle pointing downrange with the fingers outside the trigger guard.
Firearm ready condition	Option 1
Start on	Audible signal
Stop on	Last shot
Penalties	As per current edition of rules
Safety angles	L/R
Setup notes	


2. Stage 2



CoF	Comstock - Long	Points	145 p
Targets	13 paper, 1 popper, 2 plates, Total 16 targets	Min rounds	29
Firearm	Handgun	Match-%	20.57%

Procedure	On signal, engage all targets. IPSC popper (IP1) activates swinger (T?, T8) which remains visible at rest
Starting position	Sitting in car, hands touching knees.
Firearm ready condition	Unloaded - Option 3, laying in the back of the car.
Start on	Audible signal
Stop on	Last shot
Penalties	As per current edition of rules
Safety angles	L/R
Setup notes	


3. Stage 3



CoF	Comstock - Short	Points	60 p
Targets	5 paper, 2 popper, Total 7 targets	Min rounds	12
Firearm	Handgun	Match-%	8.51%

Procedure	On signal, engage all targets sitting in chair. IPSC poppers (IP1, IP2) activates swinger (TS) which remains visible at rest.
Starting position	Sitting in chair, hands touching knees.
Firearm ready condition	Unloaded (Option 3), rifle and magazine laying on table
Start on	Audible signal
Stop on	Last shot
Penalties	As per current edition of rules
Safety angles	L/R
Setup notes	


4. Stage 4



CoF	Comstock - Short	Points	50 p
Targets	3 paper, 1 popper, 3 plates, Total 7 targets	Min rounds	10
Firearm	Handgun	Match-%	7.09%

Procedure	On signal, engage all targets. IPSC popper (IP1) activates swinger (T3) which remains visible at rest.
Starting position	Standing erect, on mark, with the firearm in the ready condition, held in both hands, stock touching the competitor at hip level, barrel parallel to the ground, trigger guard downwards, muzzle pointing downrange with the fingers outside the trigger guard.
Firearm ready condition	Loaded - Option 2
Start on	Audible signal
Stop on	Last shot
Penalties	As per current edition of rules
Safety angles	L/R
Setup notes	

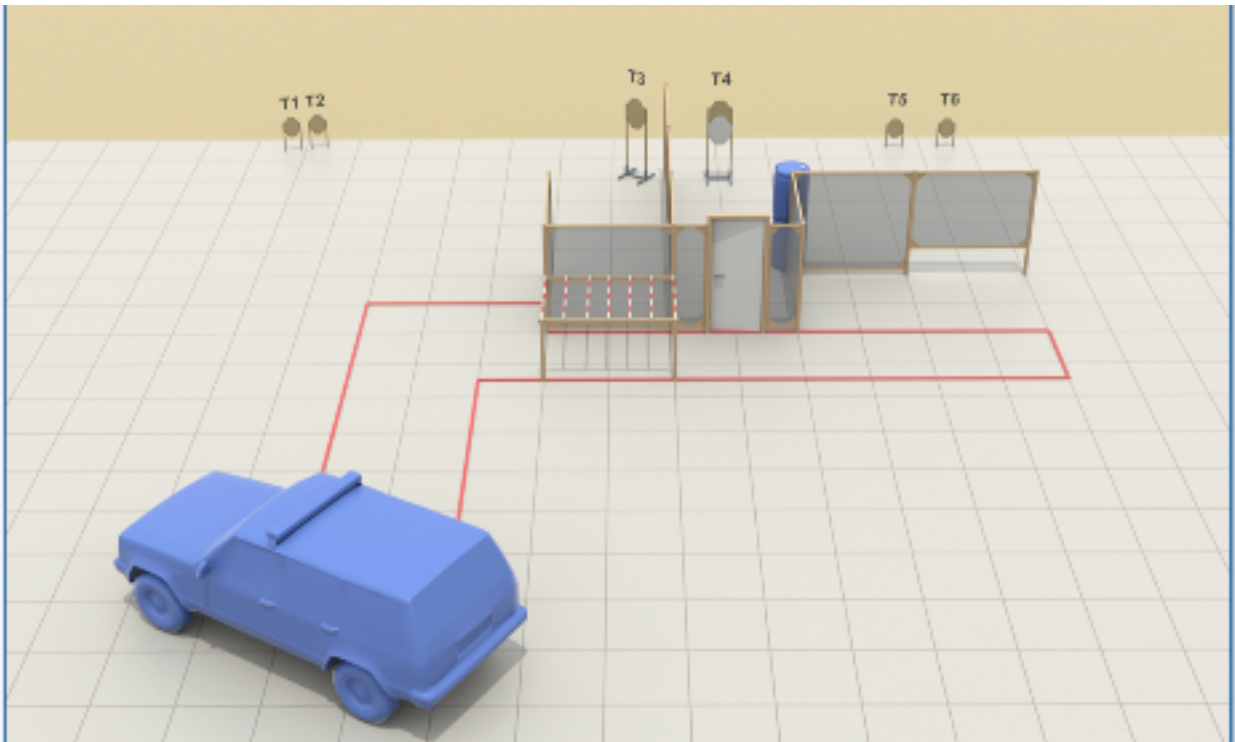
5. Stage 5



CoF	Comstock - Medium	Points	110 p
Targets	8 paper, 6 popper, Total 14 targets	Min rounds	22
Firearm	Handgun	Match-%	15.60%

Procedure	On signal, drag "body", using one hand, from point A to point B, then engage all targets.
Starting position	Gun loaded & holstered
Firearm ready condition	Loaded - Option 1
Start on	Audible signal
Stop on	Last shot
Penalties	As per current edition of rules
Safety angles	L/R
Setup notes	

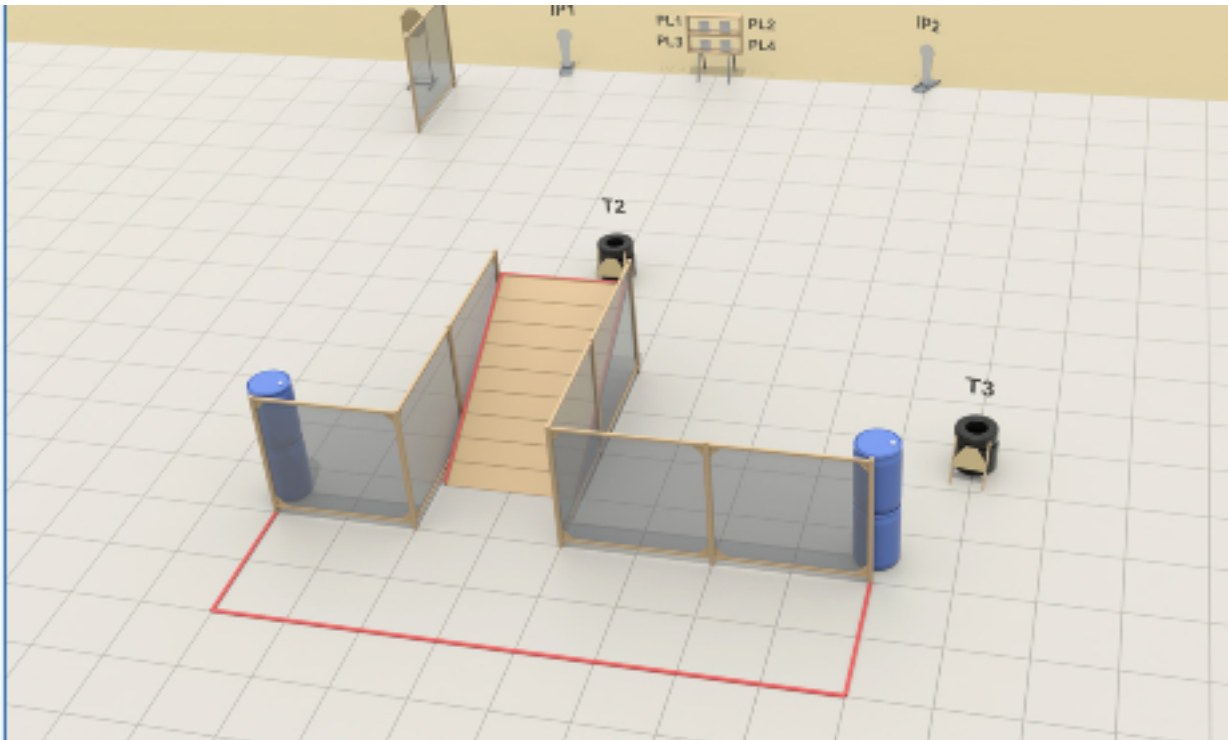
6. Stage 6



CoF	Comstock - Short	Points	60 p
Targets	6 paper, 1 no-shoot, Total 6 targets	Min rounds	12
Firearm	Handgun	Match-%	8.51%

Procedure	On signal, engage all targets.
Starting position	Sitting in car, hands touching dashboard, firearm resting in the lap, muzzle pointing downrange.
Firearm ready condition	Loaded - Option 1
Start on	Audible signal
Stop on	Last shot
Penalties	As per current edition of rules
Safety angles	L/R
Setup notes	


7. Stage 7



CoF	Comstock - Short	Points	60 p
Targets	3 paper, 2 popper, 4 plates, Total 9 targets	Min rounds	12
Firearm	Handgun	Match-%	8.51%

Procedure	On signal, engage all targets.
Starting position	Standing erect anywhere inside the designated area with the firearm in the ready condition, held in both hands, stock touching the competitor at hip level, barrel parallel to the ground, trigger guard downwards, muzzle pointing downrange with the fingers outside the trigger guard.
Firearm ready condition	Loaded - Option 1
Start on	Audible signal
Stop on	Last shot
Penalties	As per current edition of rules
Safety angles	L/R
Setup notes	

8. Stage 8



CoF	Comstock - Medium	Points	105 p
Targets	10 paper, 1 popper, 3 no-shoot, Total 11 targets	Min rounds	21
Firearm	Handgun	Match-%	14.89%

Procedure	On signal, engage all targets. IPSC popper (IP1) activates swinger (T8) which remains visible at rest.
Starting position	Standing erect anywhere inside the designated area with the firearm in the ready condition, held in both hands, stock touching the competitor at hip level, barrel parallel to the ground, trigger guard downwards, muzzle pointing
Firearm ready condition	downrange with the fingers outside the trigger guard. Loaded - Option 1
Start on	Audible signal
Stop on	Last shot
Penalties	As per current edition of rules
Safety angles	L/R
Setup notes	