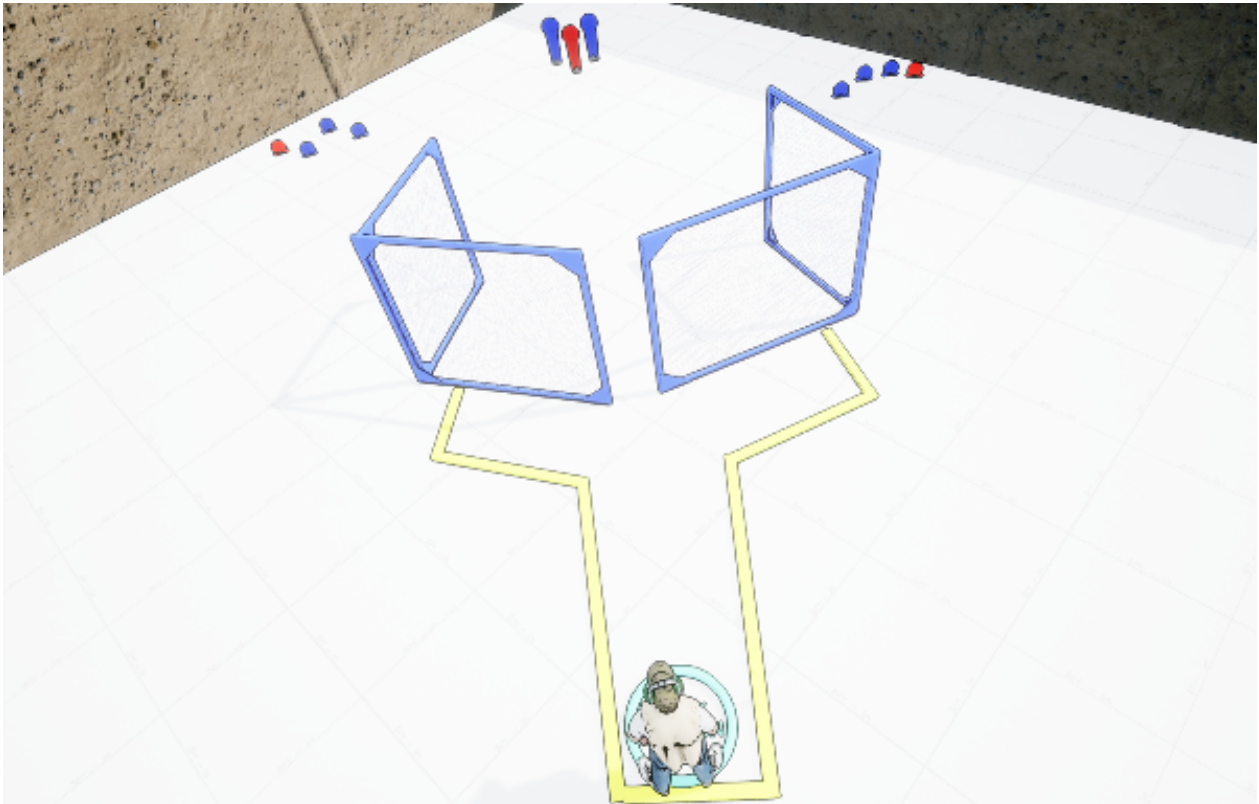


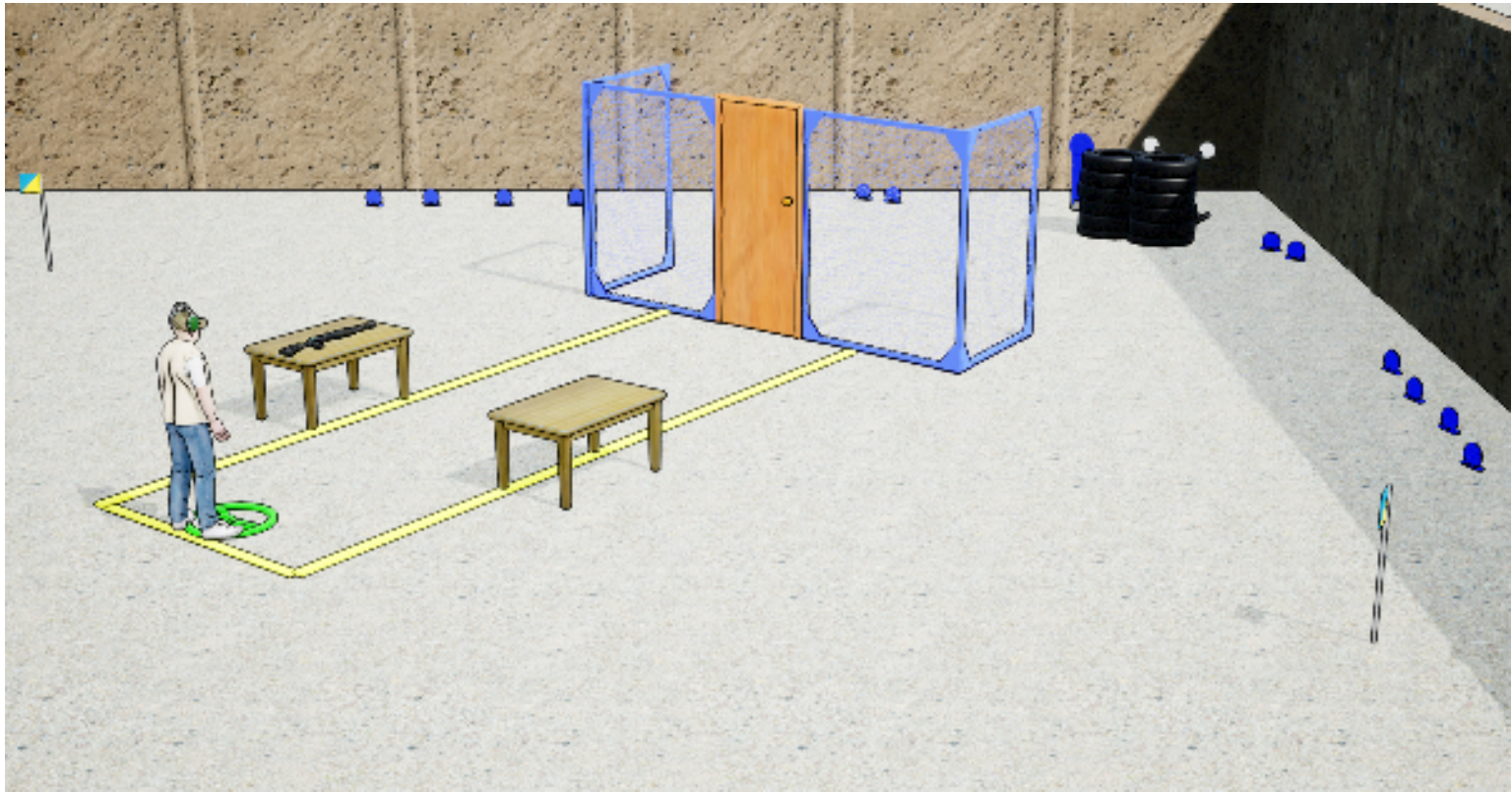
1. A



CoF	Comstock - Short	Points	40 p
Targets	2 popper, 6 plates, 3 no-shoot, Total 8 targets	Min rounds	8
Firearm	Shotgun	Match-%	6.61%

Procedure	Engage targets from shooting area using BIRDSHOT only.
Starting position	Standing with both heels touching mark as demonstrated by RO.
Firearm ready condition	Option 1
Start on	Audible signal
Stop on	Last shot
Penalties	As per current edition of rules
Safety angles	L/R Red stick
Setup notes	

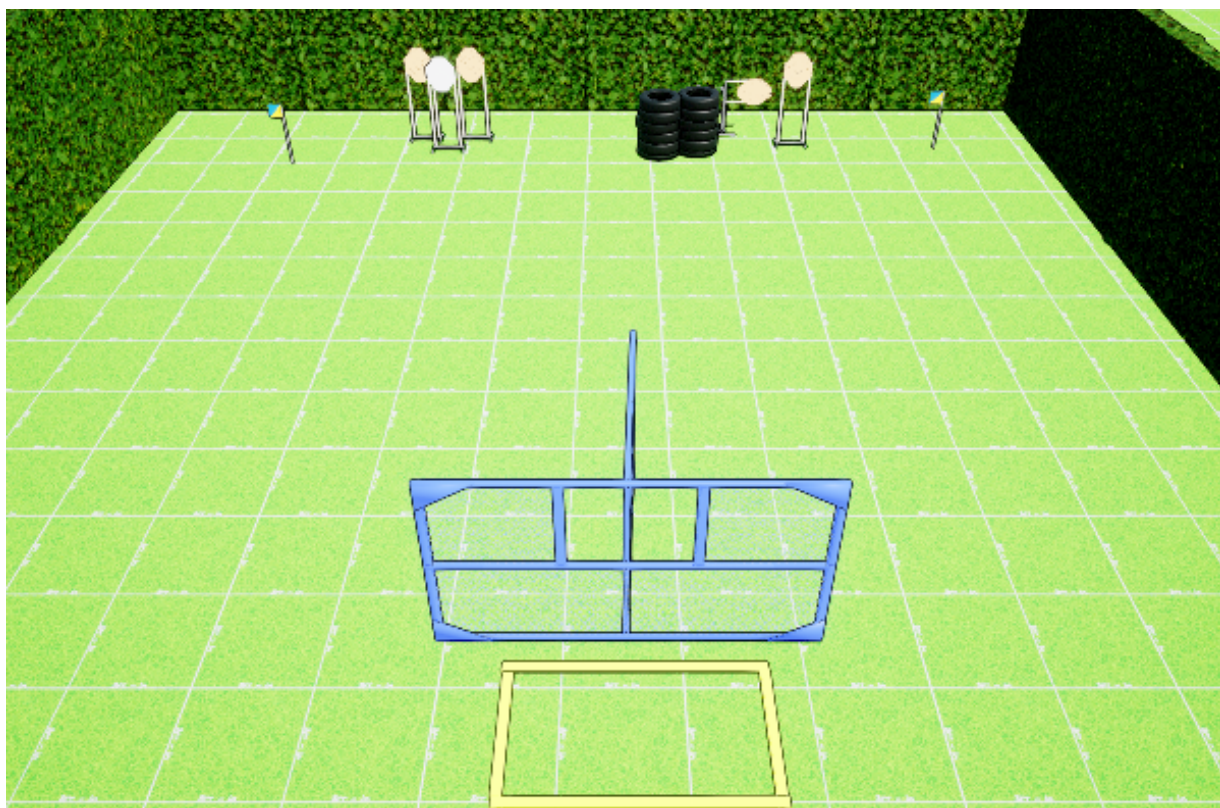
2. B



CoF	Comstock - Medium	Points	75 p
Targets	15 plates, Total 15 targets	Min rounds	15
Firearm	Shotgun	Match-%	12.40%

Procedure	Retrieve gun from table and engage targets from shooting area using BIRDSHOT only. Popper P1 releases swinger with plates. Plates on swinger will be visible at rest.
Starting position	Standing with both heels touching mark
Firearm ready condition	Gun is placed on either of the tables with muzzle pointing downrange as shown by RO. Option 2
Start on	Audible signal
Stop on	Last shot
Penalties	As per current edition of rules
Safety angles	L/R Red stick
Setup notes	

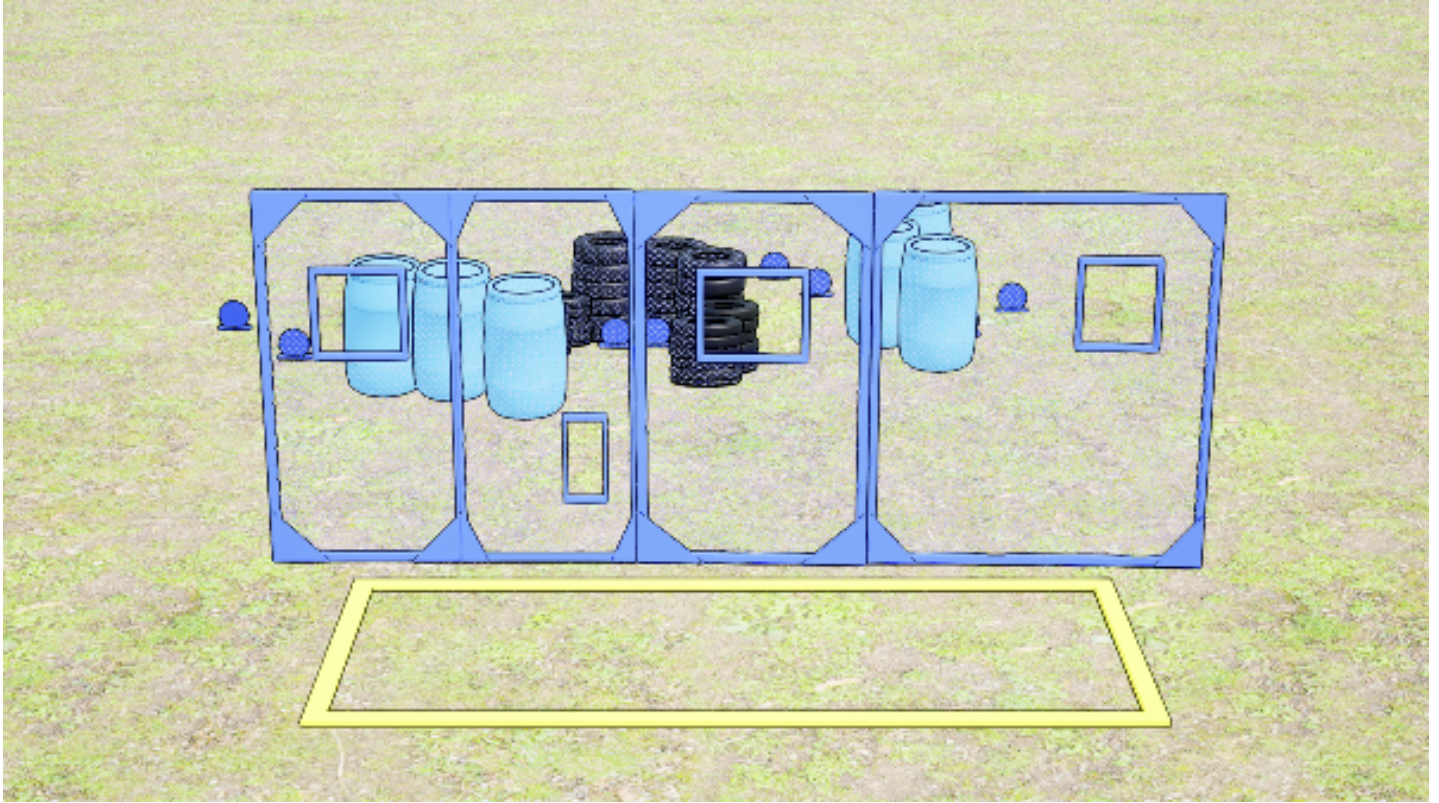
3. F



CoF	Comstock - Short	Points	40 p
Targets	4 paper, 1 no-shoot, Total 4 targets	Min rounds	8
Firearm	Shotgun	Match-%	6.61%

Procedure	Engage targets from shooting area using SLUG ammunition only. Pulling the rope releases swinger. Target will be visible at rest. All shooting must be through apertures.
Starting position	Standing, Gun in strong hand, muzzle/tube resting on/in aperture as shown by RO
Firearm ready condition	Option 1
Start on	Audible signal
Stop on	Last shot
Penalties	As per current edition of rules
Safety angles	L/R
Setup notes	


4. 200 m



CoF	Comstock - Short	Points	40 p
Targets	8 plates, Total 8 targets	Min rounds	8
Firearm	Shotgun	Match-%	6.61%

Procedure	Engage targets from within the shooting area using BIRDSHOT only. All shooting must be through apertures.
Starting position	Standing
Firearm ready condition	Option 1
Start on	Audible signal
Stop on	Last shot
Penalties	As per current edition of rules
Safety angles	L/R
Setup notes	


5. Bakom 50 m



CoF	Comstock - Medium	Points	80 p
Targets	1 popper, 13 plates, 2 frangible, Total 16 targets	Min rounds	16
Firearm	Shotgun	Match-%	13.22%

Procedure	On signal, engage targets from within the shooting area using BIRDSHOT only. MPP releases double clay swinger. Clays will be visible at rest.
Starting position	Standing
Firearm ready condition	Option 1
Start on	Audible signal
Stop on	Last shot
Penalties	As per current edition of rules
Safety angles	L/R
Setup notes	

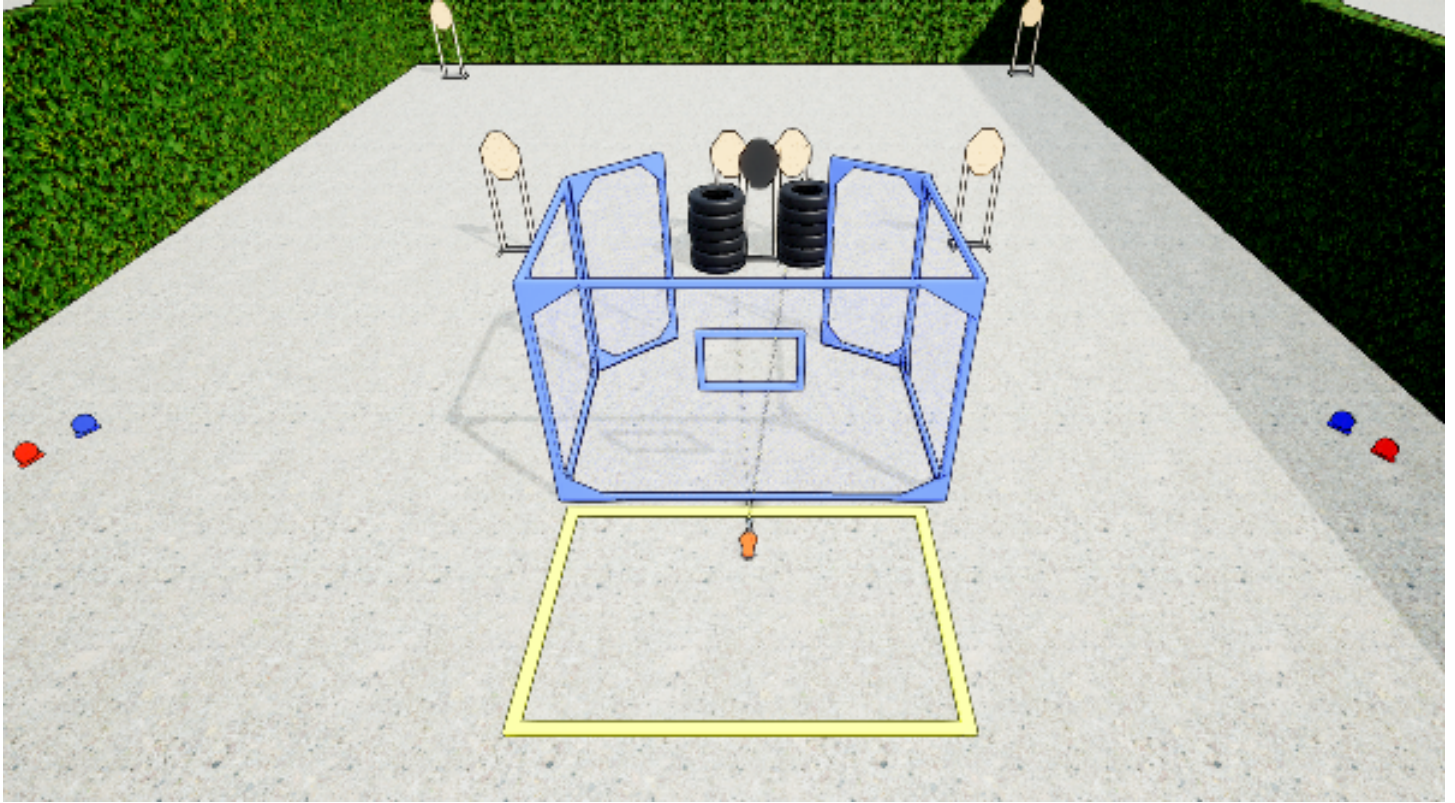
6. Korthållsbanan



CoF	Comstock - Short	Points	40 p
Targets	8 plates, Total 8 targets	Min rounds	8
Firearm	Shotgun	Match-%	6.61%

Procedure	Engage targets from within the shooting area using BIRDSHOT only.
Starting position	Standing
Firearm ready condition	Option 1
Start on	Audible signal
Stop on	Last shot
Penalties	As per current edition of rules
Safety angles	L/R
Setup notes	


7. E



CoF	Comstock - Medium	Points	70 p
Targets	6 paper, 2 plates, 2 no-shoot, Total 8 targets	Min rounds	8
Firearm	Shotgun	Match-%	11.57%

Procedure	Engage targets from shooting area using BUCKSHOT only. Red stomp box releases double swinger. Targets will be visible at rest. Best 2 hits on paper target counts for score.
Starting position	Standing
Firearm ready condition	Option 1
Start on	Audible signal
Stop on	Last shot
Penalties	As per current edition of rules
Safety angles	L/R Red stick
Setup notes	


8. D



CoF	Comstock - Medium	Points	80 p
Targets	16 frangible, Total 16 targets	Min rounds	16
Firearm	Shotgun	Match-%	13.22%

Procedure	Engage targets from shooting area using BIRDSHOT only.
Starting position	Standing
Firearm ready condition	Option 1
Start on	Audible signal
Stop on	Last shot
Penalties	As per current edition of rules
Safety angles	L/R
Setup notes	

9. C



CoF	Comstock - Long	Points	140 p
Targets	21 plates, 7 frangible, 2 no-shoot, Total 28 targets	Min rounds	28
Firearm	Shotgun	Match-%	23.14%

Procedure	Engage targets from shooting area using BIRDSHOT only.
Starting position	Standing at one of the marks, one heel touching mark as demonstrated by RO.
Firearm ready condition	Option 1
Start on	Audible signal
Stop on	Last shot
Penalties	As per current edition of rules
Safety angles	L/R Red stick
Setup notes	