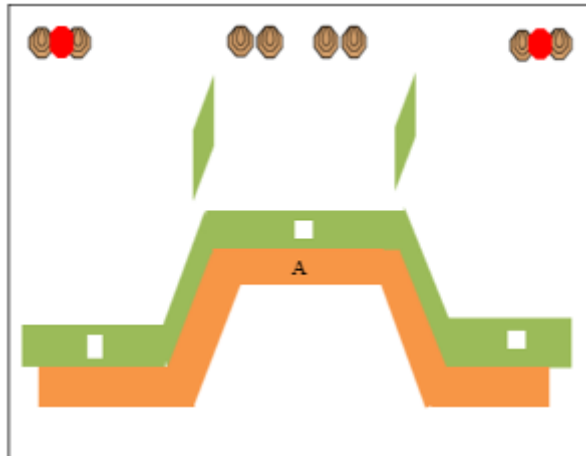


# 1. Stage 1

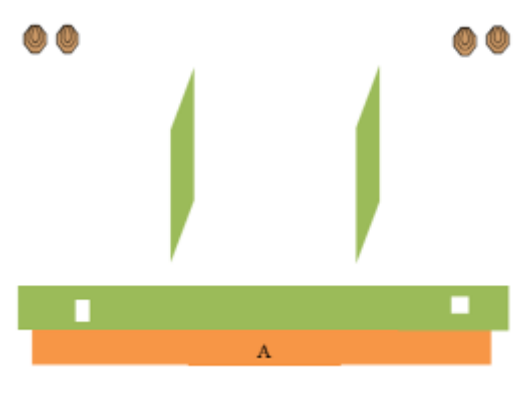


STAGE INFO	
<b>TYPE:</b> Medium course.	<b>TARGETS:</b> 1 IPSC mini-Target, 1 IPSC No-shoot Target
<b>DISTANCES:</b> 12-15m	<b>MINIMUM NUMBER OF ROUNDS:</b> 16 Slug
<b>2 SCORING HITS PER PAPER TARGET</b>	<b>MAX POINTS:</b> 80 Points
<b>SHOTGUN READY CONDITION:</b>	Loaded (Option 1): magazine filled and fitted (if applicable), chambers(s) loaded, hammer and/or sear cocked and safety catch applied (if the shotgun is designed to have one).
<b>START POSITION:</b>	Standing upright in shooting area at A heels touching marks. Gun held in two hands at waist level, parallel to the ground, as demonstrated.
<b>PROCEDURE:</b>	On the audible start signal, engage all targets from within the demarcated shooting area. All shots must land in the backstop.
<b>DESIGN NOTES:</b>	
<b>BRIEFING NOTES:</b>	Safety Angles: MAR will apply. 90/X/90. X = top of Back Stop/side berms.

CoF	Comstock - Medium	Points	80 p
Targets	8 paper, 2 no-shoot, Total 8 targets	Min rounds	16
Firearm	Shotgun	Match-%	9.70%

Procedure	On the audible start signal, engage all targets from within the demarcated shooting area. All shots must land in the backstop
Starting position	Standing upright in shooting area at A heels touching marks. Gun held in two hands at waist level, parallel to the ground, as demonstrated
Firearm ready condition	Loaded (Option 1): magazine filled and fitted (if applicable), chambers(s) loaded, hammer and/or sear cocked and safety catch applied (if the shotgun is designed to have one).
Start on	Audible signal
Stop on	Last shot
Penalties	As per current edition of rules
Safety angles	MAR will apply. 90/X/90. X = top of Back Stop/side berms.
Setup notes	

## 2. Stage 2

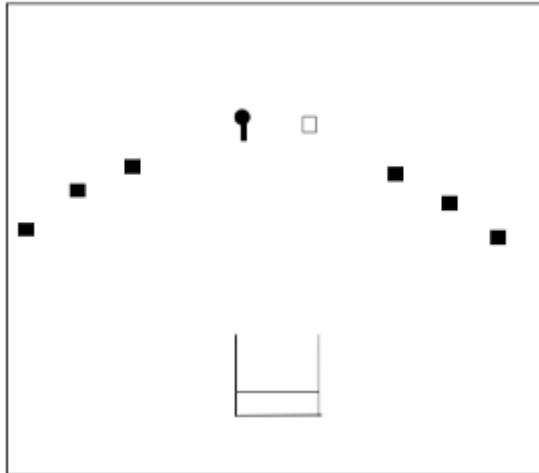


STAGE INFO	
<b>TYPE:</b> Short course.	<b>TARGETS:</b> 4 190C mini-Targets.
<b>DISTANCES:</b> 15m	<b>MINIMUM NUMBER OF ROUNDS:</b> 8 Shot
<b>1 SCORING HITS PER PAPER TARGET</b>	<b>MAX POINTS:</b> 40 Points
<b>SHOTGUN READY CONDITION:</b>	Loaded (Option 1): magazine filled and fitted (if applicable), chamber(s) loaded, hammer and/or sear cocked and safety catch applied (if the shotgun is designed to have one).
<b>START POSITION:</b>	Standing upright in shooting area at A heels touching marks. Gun held in two hands at waist level, parallel to the ground, as demonstrated.
<b>PROCEDURE:</b>	On the audible start signal, engage all targets from within the demarcated shooting area. All shots must land in the backstop.
<b>DESIGN NOTES:</b>	
<b>BRIEFING NOTES:</b>	Safety Angles: MAR will apply. 90°/90. X = top of Back Stop/side berms.

CoF	Comstock - Short	Points	40 p
Targets	4 paper, Total 4 targets	Min rounds	8
Firearm	Shotgun	Match-%	4.85%

Procedure	On the audible start signal, engage all targets from within the demarcated shooting area. All shots must land in the backstop.
Starting position	Standing upright in shooting area at A heels touching marks. Gun held in two hands at waist level, parallel to the ground, as demonstrated
Firearm ready condition	Loaded (Option 1): magazine filled and fitted (if applicable), chambers(s) loaded, hammer and/or sear cocked and safety catch applied (if the shotgun is designed to have one).
Start on	Audible signal
Stop on	Last shot
Penalties	As per current edition of rules
Safety angles	Safety Angles: MAR will apply. 90°/90. X = top of Back Stop/side berms
Setup notes	

### 3. Stage 3

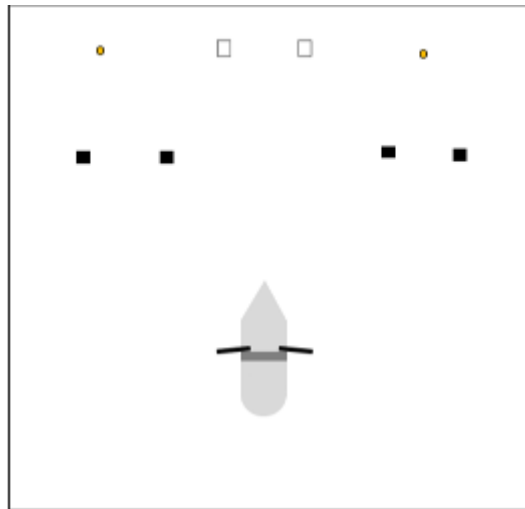


STAGE INFO	
<b>TYPE:</b> Short course.	<b>TARGETS:</b> 1 A4 Paper Target, 1 IP8C Popper, 6 IP8C Metal Plates.
<b>DISTANCES:</b> 8m	<b>MINIMUM NUMBER OF ROUNDS:</b> 8 Rounds of Buckshot (max of 9 ball) for 11G)
<b>2 SCORING HITS PER PAPER TARGET</b> The A4 target is disappearing with no miss penalty.	<b>MAX POINTS:</b> 45 Points
<b>SHOTGUN READY CONDITION:</b> Loaded (Option 2): magazine filled and fitted (if applicable), chamber(s) empty and the action closed.	<b>PENALTIES:</b> For each shot taken whilst in contact with the ground!
<b>START POSITION:</b> Sitting upright on swing, gun held in two hands parallel to ground pointing down range, as demonstrated.	
<b>PROCEDURE:</b> On the audible start signal, engage targets whilst remaining seated on swing. The A4 target turns for about 2 seconds then turns away, can only be activated once when the Popper falls.	
<b>DESIGN NOTES:</b> Suspended swing with footrest to prevent contact with ground	
<b>BRIEFING NOTES:</b> Safety Angles: 90/90/90.	

CoF	Comstock - Short	Points	45 p
Targets	1 paper, 1 popper, 6 plates, Total 8 targets	Min rounds	8
Firearm	Shotgun	Match-%	5.45%

Procedure	On the audible start signal, engage targets whilst remaining seated on swing. The A4 target turns for about 2 seconds then turns away, can only be activated once when the Popper falls.
Starting position	Sitting upright on swing, gun held in two hands parallel to ground pointing down range, as demonstrated.
Firearm ready condition	Loaded (Option 2): magazine filled and fitted (if applicable), chamber(s) empty and the action closed
Start on	Audible signal
Stop on	Last shot
Penalties	As per current edition of rules
Safety angles	Safety Angles: 90/90/90.
Setup notes	Suspended swing with footrest to prevent contact with ground

# 4. Stage 4



STAGE INFO	
<b>TYPE:</b> Short course.	<b>TARGETS:</b> 4 D3C Metal Plates, 1 Ad Paper Target, 2 Fragible targets.
<b>DISTANCES:</b> 6-10 m.	<b>MINIMUM NUMBER OF ROUNDS:</b> 8 Rounds of Shotshot (max of 9 ball for 12G)
<b>2 SCORING HITS PER PAPER TARGET</b>	<b>MAX POINTS:</b> 50 Points.
	<b>PENALTIES:</b>
<b>SHOTGUN READY CONDITION:</b>	Loaded (Option 2): magazine filled and fitted (if applicable), chamber(s) empty and the action closed.
<b>START POSITION:</b>	Sitting upright in boat, gun placed on floor between legs in marks pointing down range, hands holding oars, as demonstrated.
<b>PROCEDURE:</b>	On the audible start signal, engage targets.
<b>DESIGN NOTES:</b>	
<b>BRIEFING NOTES:</b>	Safety Angles: 90 / 90 / 90.

<b>CoF</b>	Comstock - Short	<b>Points</b>	50 p
<b>Targets</b>	2 paper, 4 plates, 2 fragible, Total 8 targets	<b>Min rounds</b>	8
<b>Firearm</b>	Shotgun	<b>Match-%</b>	6.06%

<b>Procedure</b>	On the audible start signal, engage targets.
<b>Starting position</b>	Sitting upright in boat, gun placed on floor between legs in marks pointing down range, hands holding oars, as demonstrated
<b>Firearm ready condition</b>	Loaded (Option 2): magazine filled and fitted (if applicable), chamber(s) empty and the action closed
<b>Start on</b>	Audible signal
<b>Stop on</b>	Last shot
<b>Penalties</b>	As per current edition of rules
<b>Safety angles</b>	90 / 90 / 90.
<b>Setup notes</b>	

# 5. Stage 5

STAGE INFO	
TYPE:	Median course.
TARGETS:	13 IFSC Metal Plates, 3 Frangible targets, 1 IFSC No-shoot metal plate.
MINIMUM NUMBER OF ROUNDS:	16 Rounds of Birdshot
DISTANCES:	6 - 8 m.
MAX POINTS:	80 Points.
PENAL TIES:	
SHOTGUN READY CONDITION:	Loaded (Option 1): magazine filled and fitted (if applicable), chambers(s) loaded, hammer and/or sear cocked and safety catch applied (if the shotgun is designed to have one).
START POSITION:	Standing upright in the shooting area one heel touching mark, gun held in two hands at waist level, parallel to ground, as demonstrated.
PROCEDURE:	On the audible start signal, engage targets.
DESIGN NOTES:	
BRIEFING NOTES:	Safety Angles: 90 / 90 / 90.

CoF	Comstock - Medium	Points	80 p
Targets	13 plates, 3 frangible, 1 no-shoot, Total 16 targets	Min rounds	16
Firearm	Shotgun	Match-%	9.70%

Procedure	On the audible start signal, engage targets
Starting position	Standing upright in the shooting area one heel touching mark, gun held in two hands at waist level, parallel to ground, as demonstrated
Firearm ready condition	Loaded (Option 1): magazine filled and fitted (if applicable), chambers(s) loaded, hammer and/or sear cocked and safety catch applied (if the shotgun is designed to have one).
Start on	Audible signal
Stop on	Last shot
Penalties	As per current edition of rules
Safety angles	90 / 90 / 90.
Setup notes	

# 6. Stage 6

Stage 6 Side Bay

STAGE INFO	
<b>TYPE:</b> Short course.	<b>TARGETS:</b> 6 IPSC Metal Plates, 2 Frangible targets.
<b>DISTANCES:</b> 6 - 13m	<b>MINDUM NUMBER OF ROUNDS:</b> 8 Rounds of Birdshot
	<b>MAX POINTS:</b> 40 Points.
	<b>PENALTIES:</b>
<b>SHOTGUN READY CONDITION:</b>	Loaded (Option 1): magazine filled and fitted (if applicable), chambers(s) loaded, hammer and/or sear cocked and safety catch applied (if the shotgun is designed to have one).
<b>START POSITION:</b>	Standing upright in the shooting area at A, gun held in one hand at trail parallel to the ground. The other arm to hang naturally by the side, as demonstrated.
<b>PROCEDURE:</b>	On the audible start signal, engage targets.
<b>DESIGN NOTES:</b>	
<b>BRIEFING NOTES:</b>	Safety Angles 90 / 90 / 90

CoF	Comstock - Short	Points	40 p
Targets	6 plates, 2 frangible, Total 8 targets	Min rounds	8
Firearm	Shotgun	Match-%	4.85%

Procedure	On the audible start signal, engage targets
Starting position	Standing upright in the shooting area at A, gun held in one hand at trail parallel to the ground. The other arm to hang naturally by the side, as demonstrated.
Firearm ready condition	Loaded (Option 1): magazine filled and fitted (if applicable), chambers(s) loaded, hammer and/or sear cocked and safety catch applied (if the shotgun is designed to have one).
Start on	Audible signal
Stop on	Last shot
Penalties	As per current edition of rules
Safety angles	90 / 90 / 90.
Setup notes	

# 7. Stage 7

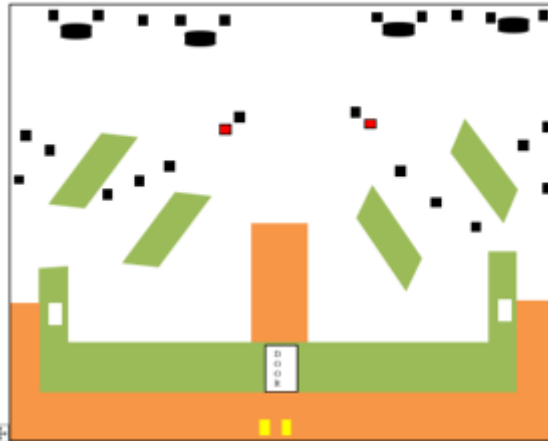
STAGE INFO	
TYPE:	Long course
TARGETS:	24 IPSC Metal Plates, 2 IPSC No-shoot metal plates
MINIMUM NUMBER OF ROUNDS:	24 Rounds of Disks/shot
DISTANCES:	6 - 12m (minimum)
MAX POINTS:	120 Points
PENALTIES:	
SHOTGUN READY CONDITION:	Loaded (Option 1): magazine filled and fitted (if applicable), chambers(s) loaded, hammer and/or sear cocked and safety catch applied (if the shotgun is designed to have one)
START POSITION:	Standing upright in shooting area at A or B. Gun held in two hands at waist level, parallel to the ground, as demonstrated
PROCEDURE:	On the audible start signal, engage targets
DESIGN NOTES:	Indicates a see saw
BRIEFING NOTES:	Safety Angles: 90/90/90

CoF	Comstock - Long	Points	120 p
Targets	24 plates, 2 no-shoot, Total 24 targets	Min rounds	24
Firearm	Shotgun	Match-%	14.55%

Procedure	On the audible start signal, engage targets
Starting position	Standing upright in shooting area at A or B. Gun held in two hands at waist level, parallel to the ground, as demonstrated
Firearm ready condition	Loaded (Option 1): magazine filled and fitted (if applicable), chambers(s) loaded, hammer and/or sear cocked and safety catch applied (if the shotgun is designed to have one).
Start on	Audible signal
Stop on	Last shot
Penalties	As per current edition of rules
Safety angles	90/90/90
Setup notes	Indicates a see saw

# 8. Stage 8

Stage 8 Bay 2



STAGE INFO	
<b>TYPE:</b> Long course.	<b>TARGETS:</b> 24 IPSC Metal Plates, 2 IPSC no-shoot metal plates.
<b>DISTANCES:</b> 6 - 13m	<b>MINIMUM NUMBER OF ROUNDS:</b> 24 Rounds of Birdshot
	<b>MAX POINTS:</b> 120 Points.
	<b>PENALTIES:</b>
<b>SHOTGUN READY CONDITION:</b>	Loaded (Option 1): magazine filled and fitted (if applicable), chambers(s) loaded, hammer and/or sear cocked and safety catch applied (if the shotgun is designed to have one).
<b>START POSITION:</b>	Standing upright in shooting area both heels touching marks. Gun loaded Option 1 and held in two hands at waist level, parallel to the ground as demonstrated.
<b>PROCEDURE:</b>	On the audible start signal, engage all targets from within the demarcated shooting area. Door must be opened by hand. AS DEMONSTRATED
<b>DESIGN NOTES:</b>	
<b>BRIEFING NOTES:</b>	Safety Angles: 90/90/90

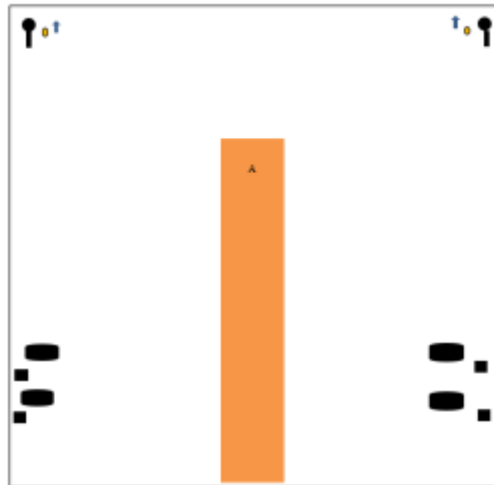
CoF	Comstock - Long	Points	120 p
Targets	24 plates, 2 no-shoot, Total 24 targets	Min rounds	24
Firearm	Shotgun	Match-%	14.55%

Procedure	On the audible start signal, engage all targets from within the demarcated shooting area. Door must be opened by hand. AS DEMONSTRATED
Starting position	Standing upright in shooting area both heels touching marks. Gun loaded Option 1 and held in two hands at waist level, parallel to the ground as demonstrated.
Firearm ready condition	Loaded (Option 1): magazine filled and fitted (if applicable), chambers(s) loaded, hammer and/or sear cocked and safety catch applied (if the shotgun is designed to have one).
Start on	Audible signal
Stop on	Last shot
Penalties	As per current edition of rules
Safety angles	90/90/90
Setup notes	



# 9. Stage 9

Stage 9 Tube range



STAGE INFO	
<b>TYPE:</b> Short course.	<b>TARGETS:</b> 4 IPSC Metal Plates, 2 IPSC Poppers, 2 Frangible Targets.
<b>DISTANCES:</b> 6 - 12 m	<b>MINIMUM NUMBER OF ROUNDS:</b> 8 Rounds of Birdshot
<b>SHOTGUN READY CONDITION:</b> Loaded (Option 1): magazine filled and fitted (if applicable), chambers(s) loaded, hammer and/or sear cocked and safety catch applied (if the shotgun is designed to have one).	<b>MAX POINTS:</b> 50 Points.
<b>START POSITION:</b> Standing upright in the shooting area at A, Gun held at trail in the weak hand parallel to the ground, as demonstrated.	<b>PENALTIES:</b>
<b>PROCEDURE:</b> On the audible start signal, engage targets. Poppers when hit and falls will activate flying double point clays which will disappear from view at rest.	
<b>DESIGN NOTES:</b>	
<b>BRIEFING NOTES:</b> Safety Angles: 90 / 90 / 90.	

CoF	Comstock - Short	Points	50 p
Targets	2 popper, 4 plates, 2 frangible, (with 2 10p), Total 8 targets	Min rounds	8
Firearm	Shotgun	Match-%	6.06%

Procedure	On the audible start signal, engage targets. Poppers when hit and falls will activate flying double point clays which will disappear from view at rest.
Starting position	Standing upright in the shooting area at A, Gun held at trail in the weak hand parallel to the ground, as demonstrated.
Firearm ready condition	Loaded (Option 1): magazine filled and fitted (if applicable), chambers(s) loaded, hammer and/or sear cocked and safety catch applied (if the shotgun is designed to have one).
Start on	Audible signal
Stop on	Last shot
Penalties	As per current edition of rules
Safety angles	90 / 90 / 90.
Setup notes	

# 10. Stage 10

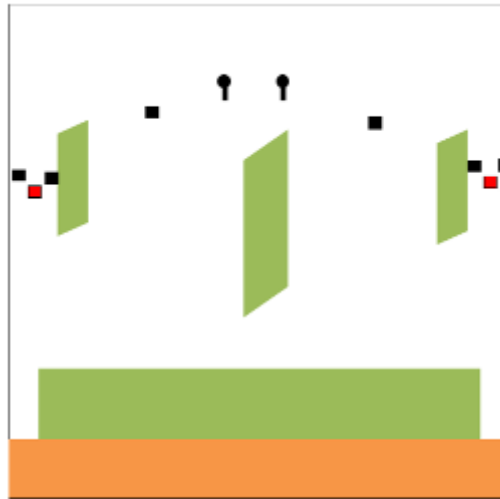
STAGE INFO	
TYPE: Medium course.	TARGETS: 14 IPSC Metal Plates, 2 IPSC Poppers.
DISTANCES: 6 - 12 m	MINIMUM NUMBER OF ROUNDS: 16 Rounds of Birdshot
	MAX POINTS: 80 Points.
	PENALTIES:
SHOTGUN READY CONDITION:	Loaded (Option 1): magazine filled and fitted (if applicable), chambers(s) loaded, hammer and/or sear cocked and safety catch applied (if the shotgun is designed to have one).
START POSITION:	Standing upright in the shooting area at A, Gun loaded Option 1 and held in two hands at waist level, parallel to the ground as demonstrated.
PROCEDURE:	On the audible start signal, engage targets.
DESIGN NOTES:	
BRIEFING NOTES:	Safety Angles: 90 / 90 / 90.

CoF	Comstock - Medium	Points	80 p
Targets	2 popper, 14 plates, Total 16 targets	Min rounds	16
Firearm	Shotgun	Match-%	9.70%

Procedure	On the audible start signal, engage targets
Starting position	Standing upright in the shooting area at A, Gun loaded Option 1 and held in two hands at waist level, parallel to the ground as demonstrated.
Firearm ready condition	Loaded (Option 1): magazine filled and fitted (if applicable), chambers(s) loaded, hammer and/or sear cocked and safety catch applied (if the shotgun is designed to have one).
Start on	Audible signal
Stop on	Last shot
Penalties	As per current edition of rules
Safety angles	90 / 90 / 90.
Setup notes	

# 11. Stage 11

Stage 11 CB Day



STAGE INFO	
<b>TYPE:</b> Short course.	<b>TARGETS:</b> 6 IJPC Metal Plates, 2 IJPC Poppers, 2 IJPC no-shoot plates.
<b>DISTANCES:</b> 6 - 10m	<b>MINIMUM NUMBER OF ROUNDS:</b> 8 Rounds of Birdshot
	<b>MAX POINTS:</b> 40 Points.
	<b>PENALTIES:</b>
<b>SHOTGUN READY CONDITION:</b>	Unloaded (Option 3): fixed magazine must be empty, detachable magazines removed and chamber(s) must be empty. The action/bolt may be open or closed.
<b>STAKE POSITION:</b>	Shotgun upright in the shooting area, gun held in one hand at trail parallel to the ground. The other arm to hang naturally by the side, as demonstrated.
<b>PROCEDURE:</b>	On the start signal, engage targets.
<b>DESIGN NOTES:</b>	
Safety Angles: 90/90/90	

CoF	Comstock - Short	Points	40 p
Targets	2 popper, 6 plates, 2 no-shoot, Total 8 targets	Min rounds	8
Firearm	Shotgun	Match-%	4.85%

Procedure	On the start signal, engage targets
Starting position	Standing upright in the shooting area, gun held in one hand at trail parallel to the ground. The other arm to hang naturally by the side, as demonstrated
Firearm ready condition	Unloaded (Option 3): fixed magazine must be empty, detachable magazines removed and chamber(s) must be empty. The action/bolt may be open or closed.
Start on	Audible signal
Stop on	Last shot
Penalties	As per current edition of rules
Safety angles	90/90/90
Setup notes	

## 12. Stage 12

Stage 12: CR Bay

STAGE INFO	
TYPE:	Medium course.
DISTANCES:	6 - 12m
TARGETS:	12 IPSC Metal Plates, 2 Frangible targets, 2 IPSC Popper, 2 IPSC no-shoot plates.
MINIMUM NUMBER OF ROUNDS:	16 Rounds of Hardkor
MAX POINTS:	88 Points.
PENALTIES:	
SHOTGUN READY CONDITION:	Loaded (Option 1): magazine filled and fitted (if applicable), chambers(s) loaded, hammer and/or sear cocked and safety catch applied (if the shotgun is designed to have one).
START POSITION:	Standing upright in shooting area hands touching marks, gun placed on shelf in front of the aperture, as demonstrated.
PROCEDURE:	On the start signal, engage targets.
DESIGN NOTES:	Safety Angles: 90/90/90

CoF	Comstock - Medium	Points	80 p
Targets	2 popper, 12 plates, 2 frangible, 2 no-shoot, Total 16 targets	Min rounds	16
Firearm	Shotgun	Match-%	9.70%

Procedure	On the start signal, engage targets.
Starting position	Standing upright in shooting area hands touching marks, gun placed on shelf in front of the aperture, as demonstrated.
Firearm ready condition	Loaded (Option 1): magazine filled and fitted (if applicable), chambers(s) loaded, hammer and/or sear cocked and safety catch applied (if the shotgun is designed to have one).
Start on	Audible signal
Stop on	Last shot
Penalties	As per current edition of rules
Safety angles	90/90/90
Setup notes	