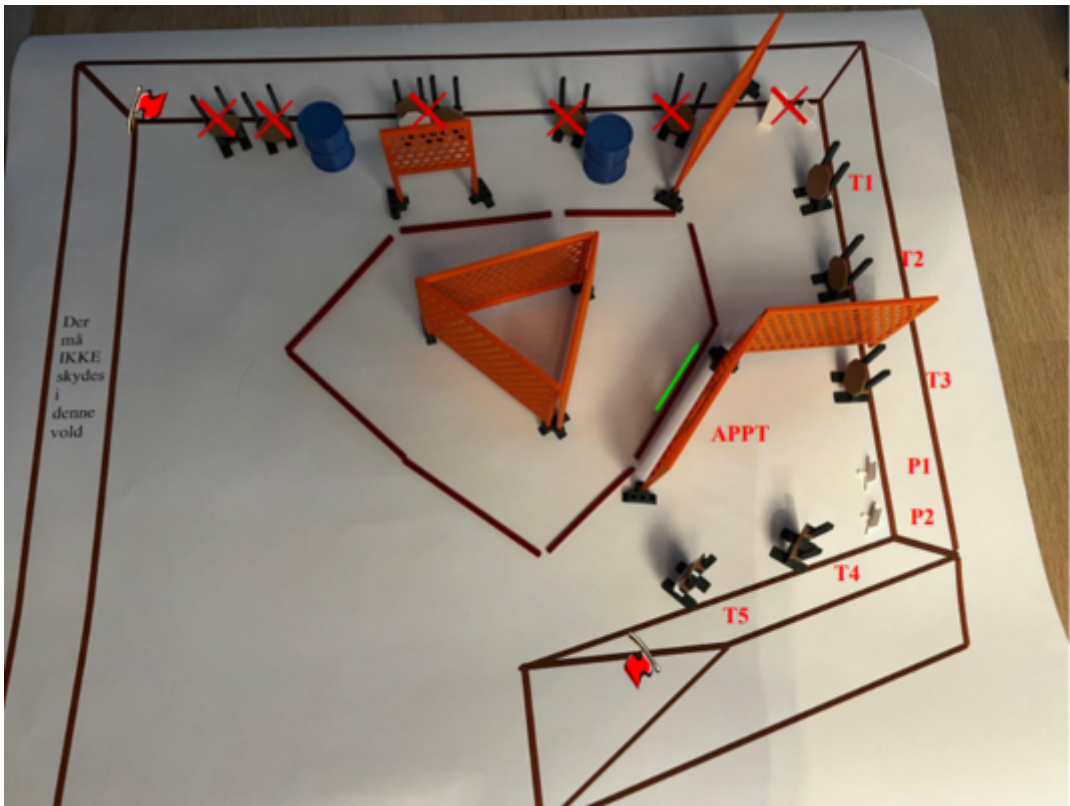


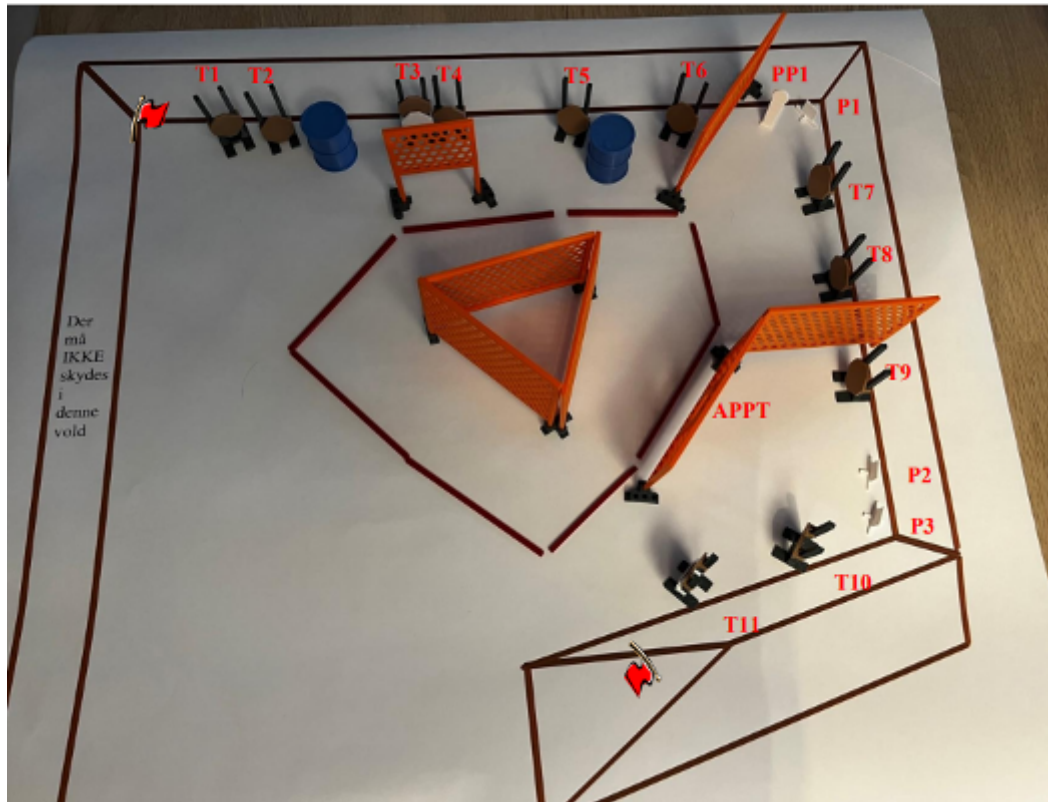
1. Stage 1



CoF	Comstock - Short	Points	60 p
Targets	5 paper, 2 plates, 1 no-shoot, Total 7 targets	Min rounds	12
Firearm	Handgun	Match-%	8.45%

Procedure	On signal, engage targets
Starting position	Toes touching green bar as demonstrated by the RO
Firearm ready condition	
Start on	Audible signal
Stop on	Last shot
Penalties	As per current edition of rules
Safety angles	Flag on the left and flag on the right.
Setup notes	


2. Stage 2



CoF	Comstock - Long	Points	130 p
Targets	11 paper, 1 popper, 3 plates, 1 no-shoot, Total 15 targets	Min rounds	26
Firearm	Handgun	Match-%	18.31%

Procedure	On signal, engage targets
Starting position	Standing Anywhere inside the designated area as demonstrated by RO
Firearm ready condition	
Start on	Audible signal
Stop on	Last shot
Penalties	As per current edition of rules
Safety angles	Flag on the left and flag on the right.
Setup notes	


3. Stage 3



CoF	Comstock - Short	Points	45 p
Targets	2 paper, 2 popper, 3 plates, Total 7 targets	Min rounds	9
Firearm	Handgun	Match-%	6.34%

Procedure	On signal, engage targets
Starting position	Standing inside the designated area as demonstrated by the RO
Firearm ready condition	
Start on	Audible signal
Stop on	Last shot
Penalties	As per current edition of rules
Safety angles	L/R
Setup notes	

4. Stage 4



CoF	Comstock - Long	Points	155 p
Targets	13 paper, 2 popper, 3 plates, 1 no-shoot, Total 18 targets	Min rounds	31
Firearm	Handgun	Match-%	21.83%

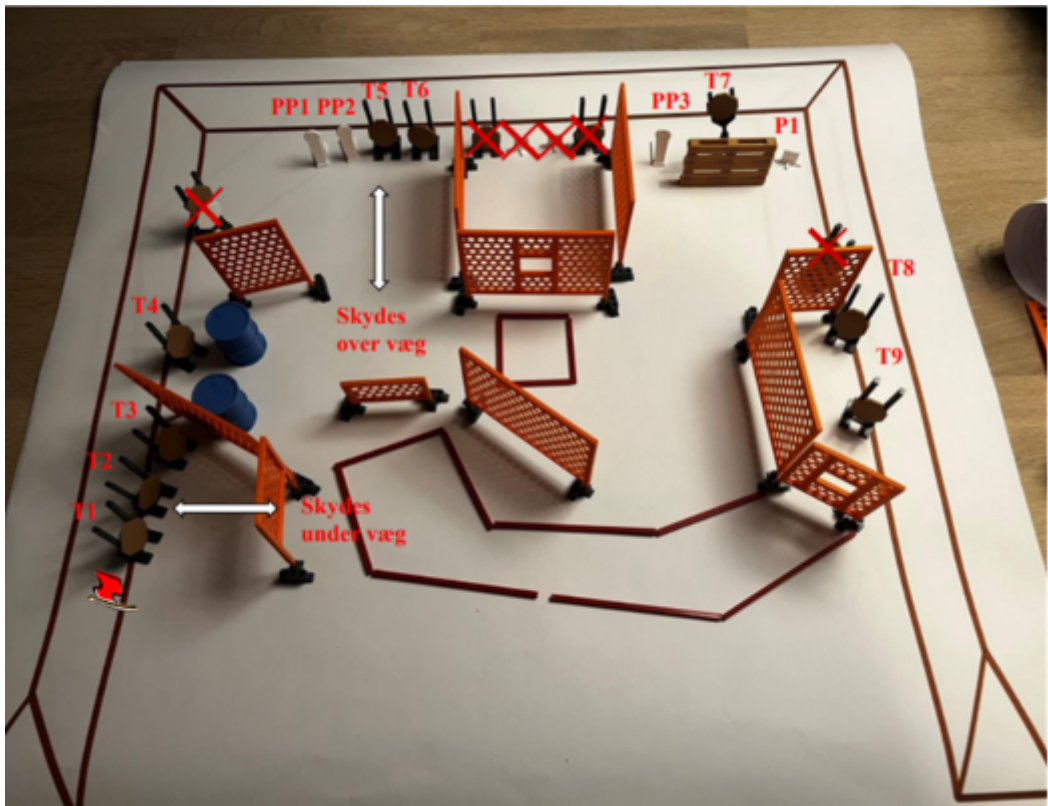
Procedure	On signal, engage targets. Popper PP1 activates T7 which remain visible at rest
Starting position	Standing Anywhere inside the designated area as demonstrated by RO
Firearm ready condition	
Start on	Audible signal
Stop on	Last shot
Penalties	As per current edition of rules
Safety angles	L/R
Setup notes	

5. Stage 5



CoF	Comstock - Short	Points	50 p
Targets	4 paper, 2 plates, 1 no-shoot, Total 6 targets	Min rounds	10
Firearm	Handgun	Match-%	7.04%
Procedure	On signal, engage targets		
Starting position	Standing Anywhere inside the designated area as demonstrated by RO		
Firearm ready condition			
Start on	Audible signal		
Stop on	Last shot		
Penalties	As per current edition of rules		
Safety angles	L/R		
Setup notes			


6. Stage 6



CoF	Comstock - Medium	Points	110 p
Targets	9 paper, 3 popper, 1 plates, 1 no-shoot, Total 13 targets	Min rounds	22
Firearm	Handgun	Match-%	15.49%

Procedure	After signal engage all targets. Popper PP3 activates T7 which remain visible at rest.
Starting position	Standing Anywhere inside the designated area as demonstrated by RO
Firearm ready condition	Loaded, magazine inserted - empty chamber
Start on	Audible signal
Stop on	Last shot
Penalties	As per current edition of rules
Safety angles	Flag to the left - 90 to the right
Setup notes	

7. Stage 7



CoF	Comstock - Short	Points	40 p
Targets	2 paper, 4 plates, 1 no-shoot, Total 6 targets	Min rounds	8
Firearm	Handgun	Match-%	5.63%

Procedure	On signal, engage targets
Starting position	Standing Anywhere inside the designated area. Hands on top of head as demonstrated by RO.
Firearm ready condition	Gun loaded laying flat on table, muzzle pointing down range.
Start on	Audible signal
Stop on	Last shot
Penalties	As per current edition of rules
Safety angles	L/R
Setup notes	

8. Stage 8



CoF	Comstock - Medium	Points	120 p
Targets	11 paper, 2 popper, 1 no-shoot, Total 13 targets	Min rounds	24
Firearm	Handgun	Match-%	16.90%
Procedure	On signal engage targets. Popper PP1 activates T6 wich remain visible at rest		
Starting position	Standing Anywhere inside the designated area as demonstrated by RO.		
Firearm ready condition			
Start on	Audible signal		
Stop on	Last shot		
Penalties	As per current edition of rules		
Safety angles	L/R		
Setup notes			