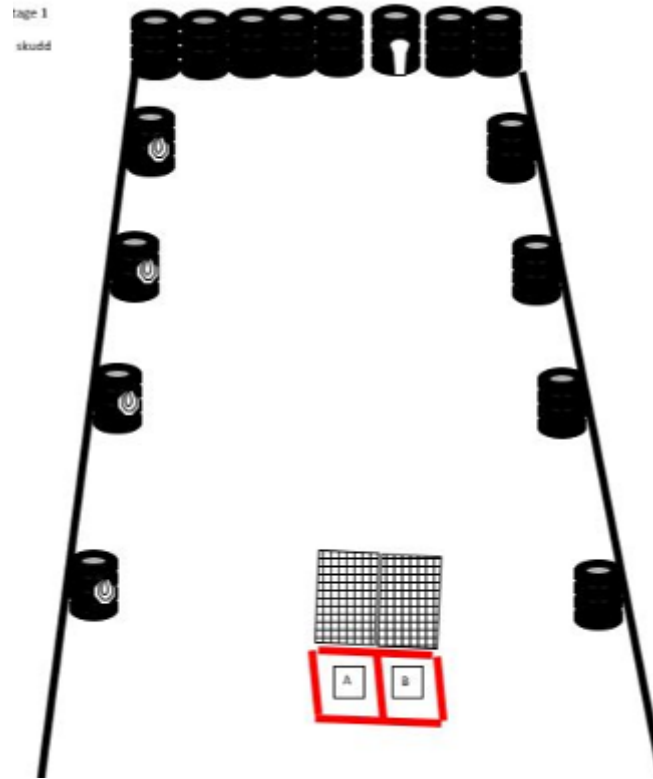


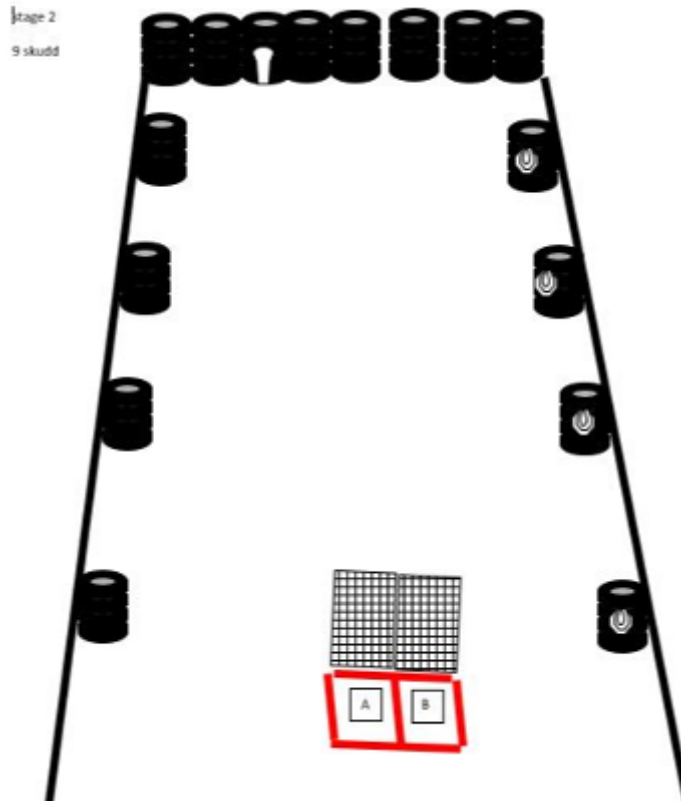
1. 1-



CoF	Comstock - Short	Points	45 p
Targets	4 paper, 1 popper, Total 5 targets	Min rounds	9
Firearm	Handgun	Match-%	8.65%

Procedure	Start in box B facing downrange, hands relaxed by side. PCC: Stock touching hip, barrel parallel to the ground, trigger-guard pointing down. All shooting from box B
Starting position	
Firearm ready condition	unloaded an holstered- PCC: Option 3
Start on	Audible signal
Stop on	Last shot
Penalties	As per current edition of rules
Safety angles	L/R
Setup notes	

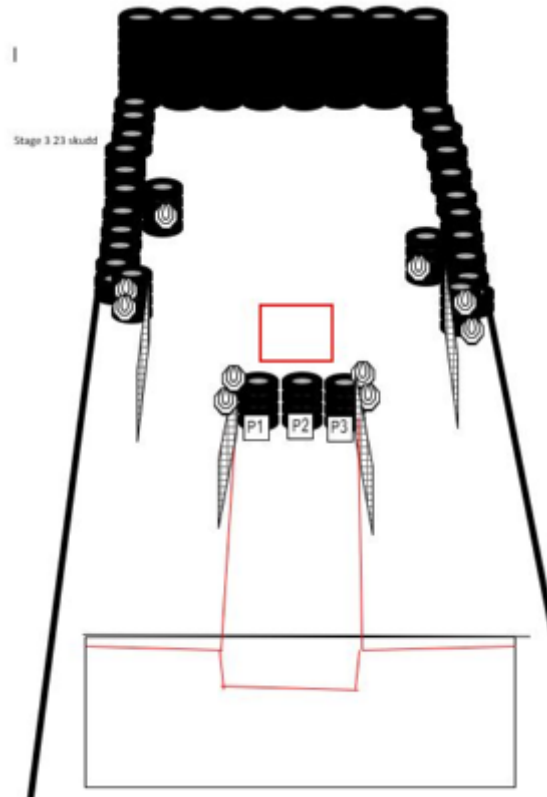
2. 2-



CoF	Comstock - Short	Points	45 p
Targets	4 paper, 1 popper, Total 5 targets	Min rounds	9
Firearm	Handgun	Match-%	8.65%

Procedure	Start in box A facing downrange, hands relaxed by side. PCC: Stock touching hip, barrel parallel to the ground, trigger-guard pointing down. All shooting from within box A
Starting position	
Firearm ready condition	Loaded holstered PCC: Option 1
Start on	Audible signal
Stop on	Last shot
Penalties	As per current edition of rules
Safety angles	L/R 90
Setup notes	

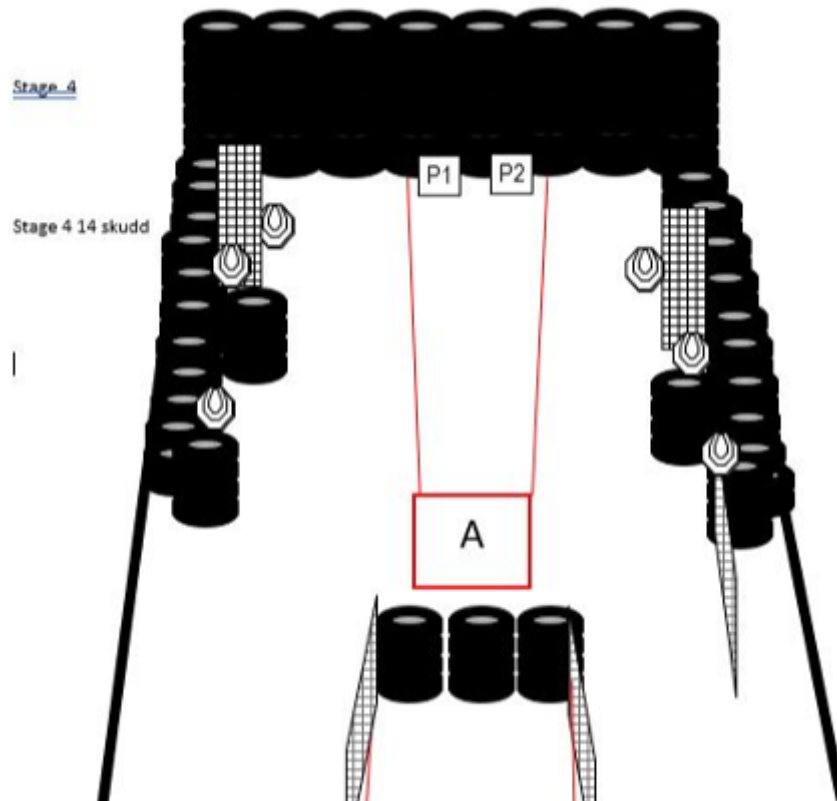
3. 3-



CoF	Comstock - Medium	Points	115 p
Targets	10 paper, 3 plates, 9 no-shoot, Total 13 targets	Min rounds	23
Firearm	Handgun	Match-%	22.12%

Procedure	Start anywhere in the designated area. Facing downrange, hands relaxed by side. PCC: Stock touching hip, barrel parallel to the ground, trigger-guard pointing down. Engage targets as they get visible. All shoots from platform Red and white ribbon are walls
Starting position	
Firearm ready condition	Loaded an holstered - PCC: option 1
Start on	Audible signal
Stop on	Last shot
Penalties	As per current edition of rules
Safety angles	L/R 90
Setup notes	

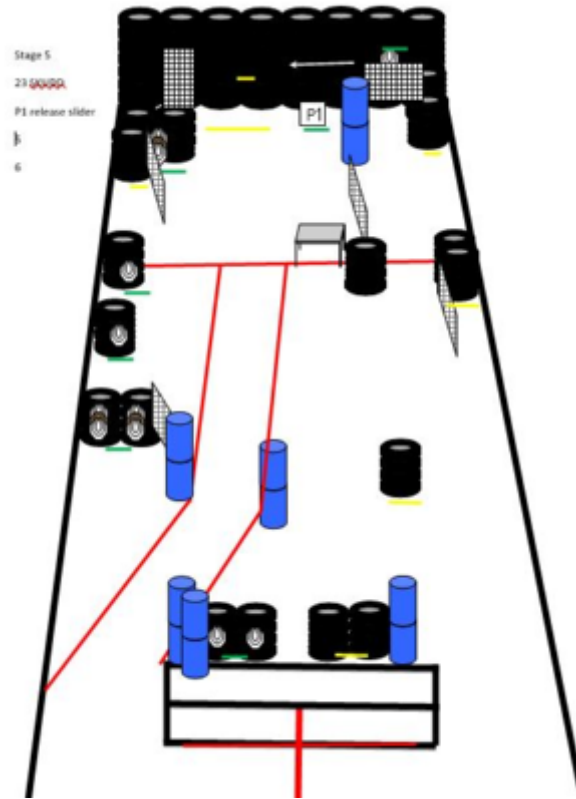
4. 4-



CoF	Comstock - Medium	Points	70 p
Targets	6 paper, 2 plates, Total 8 targets	Min rounds	14
Firearm	Handgun	Match-%	13.46%

Procedure	Start in box A. Facing downrange, hands relaxed by side. PCC: Stock touching hip, barrel parallel to the ground, trigger-guard pointing down. Steel must be shot before leaving the box. Engage targets as they become visible. Handle release swinger
Starting position	
Firearm ready condition	Loaded & holstered - PCC: Option 1
Start on	Audible signal
Stop on	Last shot
Penalties	As per current edition of rules
Safety angles	L/R 90
Setup notes	

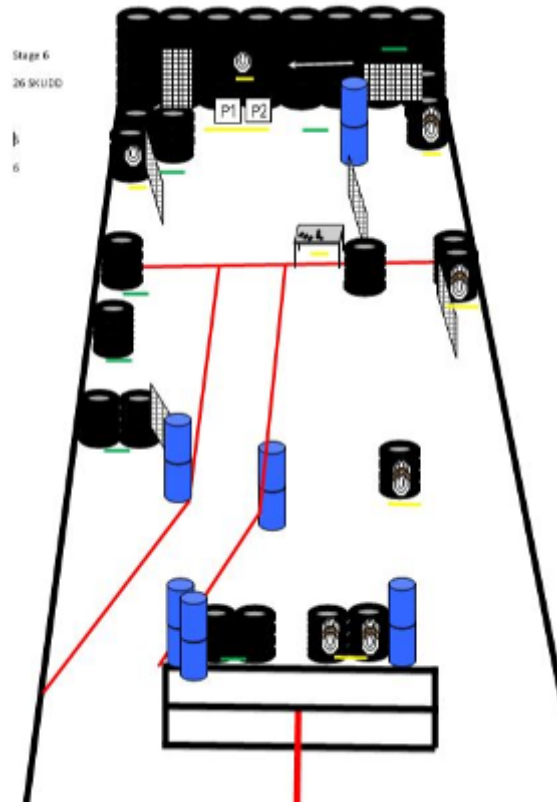
5. 5-



CoF	Comstock - Medium	Points	115 p
Targets	11 paper, 1 plates, Total 12 targets	Min rounds	23
Firearm	Handgun	Match-%	22.12%

Procedure	Start anywhere i the designated area. Facing down range, hands relaxed by side. PCC: Stock touching hip, barrel parallel to the ground, trigger-guard pointing down. Engage targets as they become visible.
Starting position	
Firearm ready condition	Loaded holstered - PCC: Option 1
Start on	Audible signal
Stop on	Last shot
Penalties	As per current edition of rules
Safety angles	L/R 90
Setup notes	

6. 6-



CoF	Comstock - Long	Points	130 p
Targets	12 paper, 2 plates, 6 no-shoot, Total 14 targets	Min rounds	26
Firearm	Handgun	Match-%	25.00%

Procedure	Place gun and all magazines to be used on the table. PCC: The whole stock must be within the table boundaries. Start facing uprange on mark as demonstrated by RO, hands relaxed by side.
Starting position	
Firearm ready condition	Unloaded on the table, PCC: option 3
Start on	Audible signal
Stop on	Last shot
Penalties	As per current edition of rules
Safety angles	L/R 90
Setup notes	