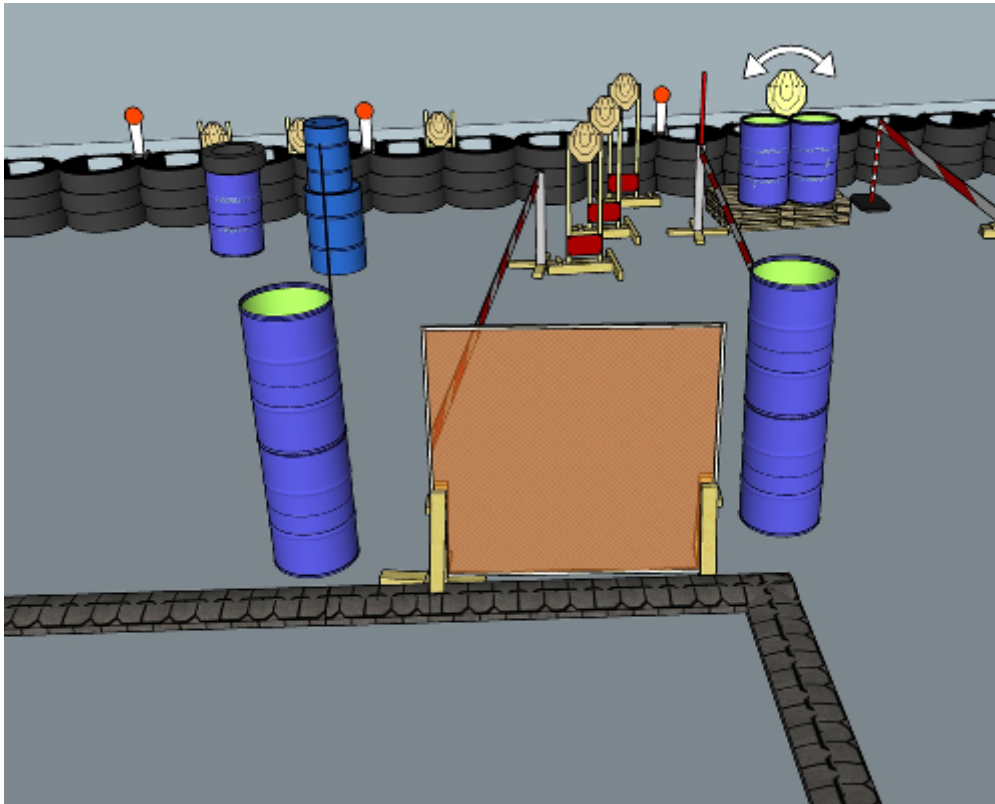


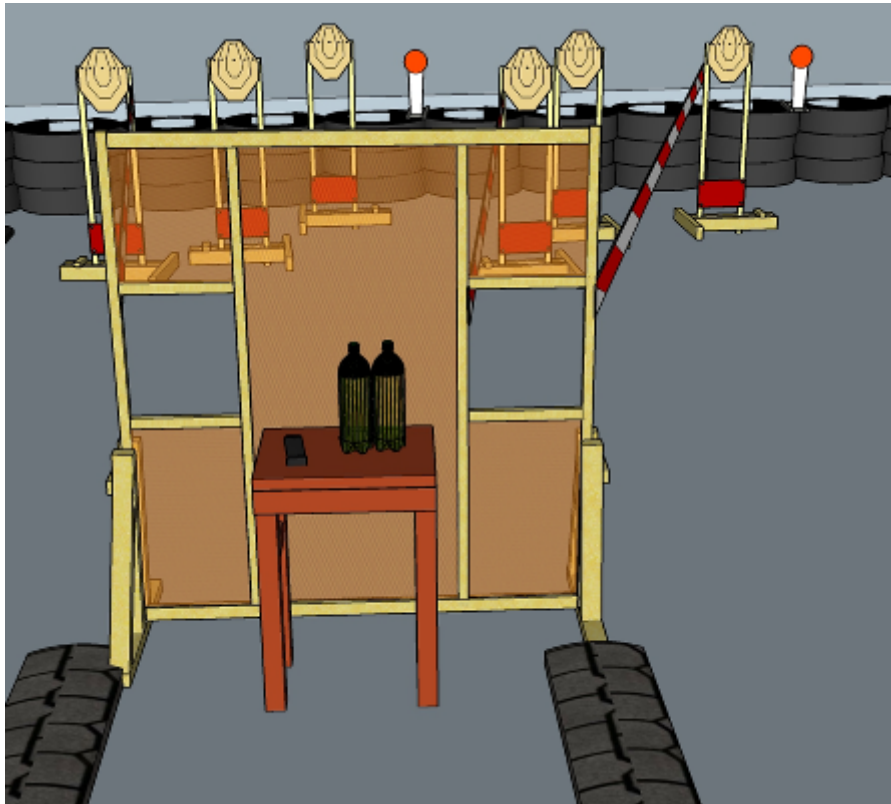
1. Shoes



CoF	Comstock - Medium	Points	85 p
Targets	7 paper, 3 popper, Total 10 targets	Min rounds	17
Firearm	Handgun	Match-%	19.10%

Procedure	On start signal engage all targets as they become visible within the demarcated area. Red/white tape = walls extending up/down to infinity. Tirethreads on ground = faultline
Starting position	Anywhere
Firearm ready condition	1, loaded and holstered
Start on	Audible signal
Stop on	Last shot
Penalties	As per current edition of rules
Safety angles	L: Color on wall, R: 90deg when facing berm/wooden box, V: top of berm, but 20 degrees over horizontal when reloading
Setup notes	

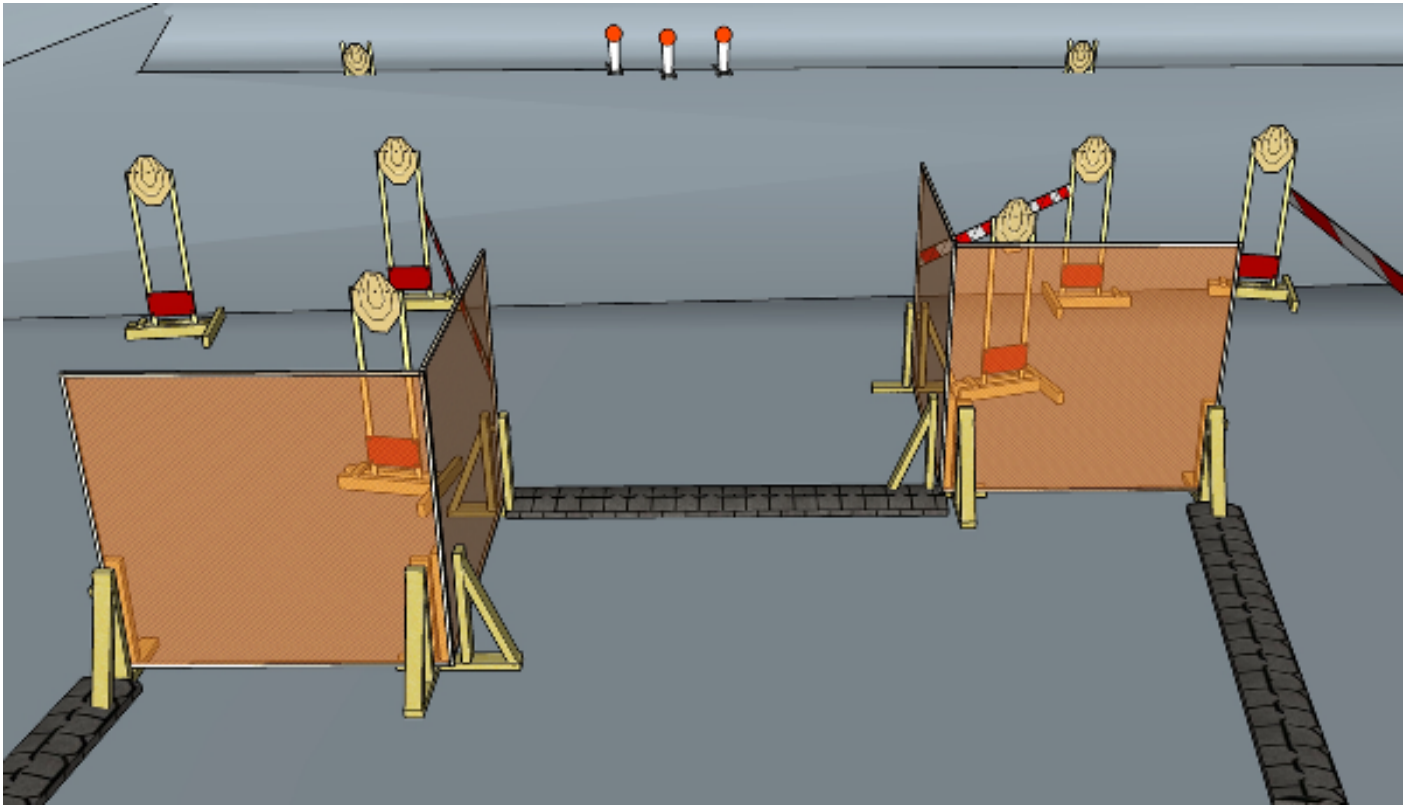
2. Loafers



CoF	Comstock - Medium	Points	70 p
Targets	6 paper, 2 popper, Total 8 targets	Min rounds	14
Firearm	Handgun	Match-%	15.73%

Procedure	On start signal engage all targets as they become visible within the demarcated area. Red/white tape = walls extending up/down to infinity. Tirethreads on ground = faultline. Bottles MUST be held in ONE HAND when shooting, failure to hold = procedure per shot fired
Starting position	In front of table, 1st mag to be used on table,
Firearm ready condition	3, holstered
Start on	Audible signal
Stop on	Last shot
Penalties	As per current edition of rules
Safety angles	L: Color on wall, R: 90deg when facing berm/wooden box, V: top of berm, but 20 degrees over horizontal when reloading
Setup notes	

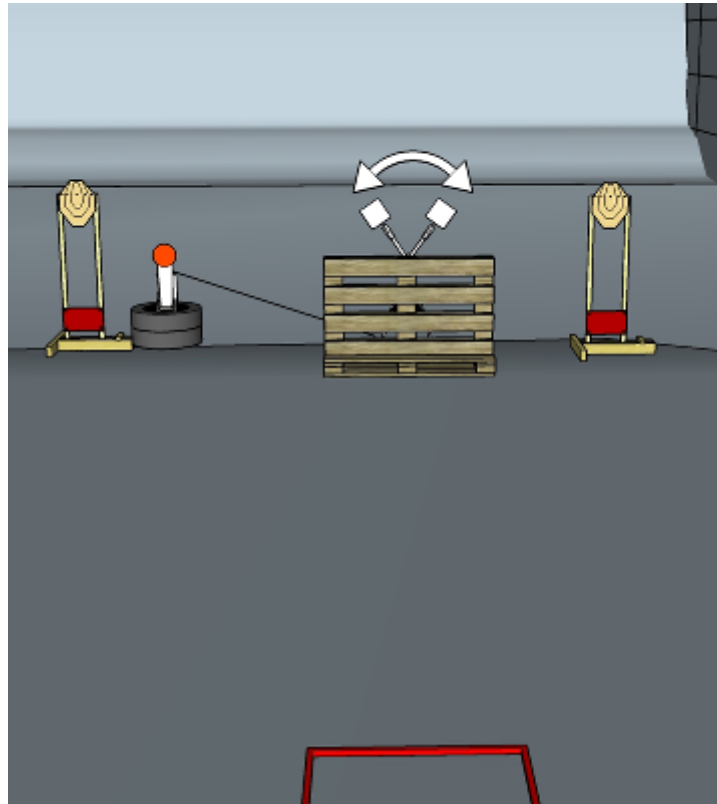
3. Boots



CoF	Comstock - Medium	Points	95 p
Targets	8 paper, 3 popper, Total 11 targets	Min rounds	19
Firearm	Handgun	Match-%	21.35%

Procedure	On start signal engage all targets as they become visible within the demarcated area. Red/white tape = walls extending up/down to infinity. Tirethreads on ground = faultline
Starting position	Anywhere
Firearm ready condition	1, loaded and holstered
Start on	Audible signal
Stop on	Last shot
Penalties	As per current edition of rules
Safety angles	L: Wooden box on ground, R: Wall when facing berm to end of wall/road start, V: Top of berm, 20 degrees over horizontal when reloading
Setup notes	

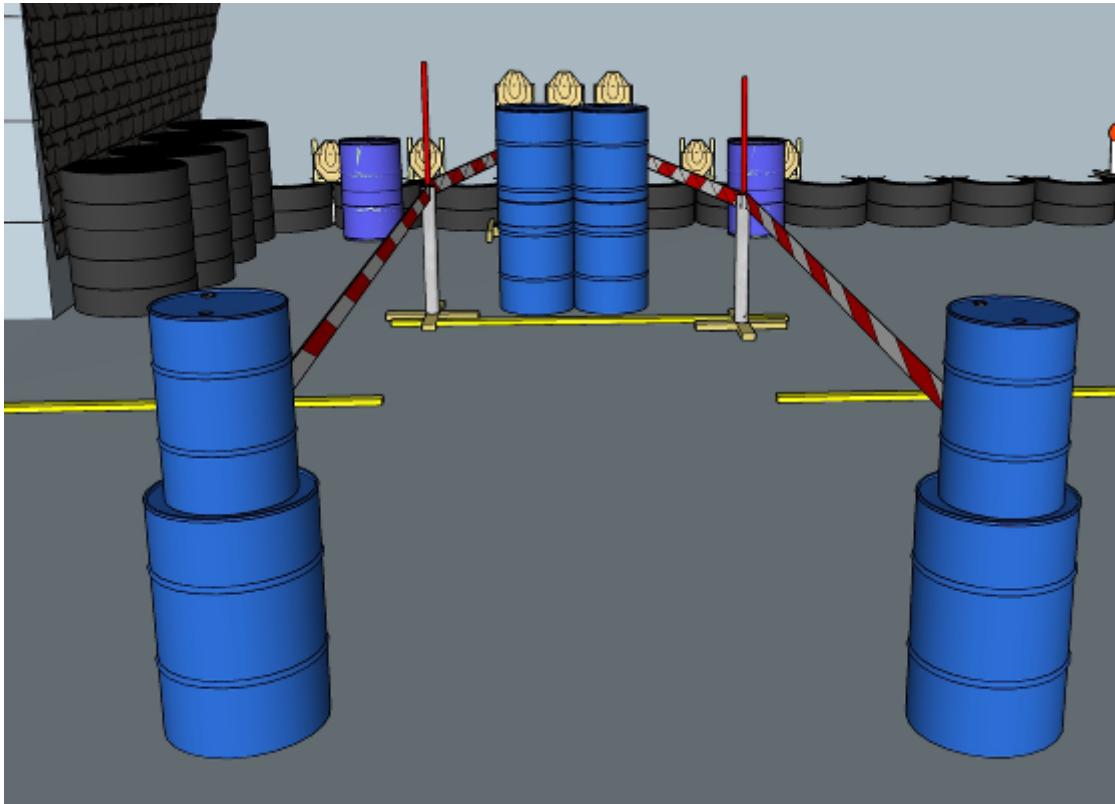
4. Jordans



CoF	Comstock - Short	Points	35 p
Targets	2 paper, 1 popper, 2 plates, 3 no-shoot, Total 5 targets	Min rounds	7
Firearm	Handgun	Match-%	7.87%

Procedure	On start signal engage all targets as they become visible within the demarcated area. All shots must be fired from within box
Starting position	In box
Firearm ready condition	1, Loaded and holstered
Start on	Audible signal
Stop on	Last shot
Penalties	As per current edition of rules
Safety angles	L: Wooden box on ground, R: Wall when facing berm to end of wall/road start, V: Top of berm, 20 degrees over horizontal when reloading
Setup notes	

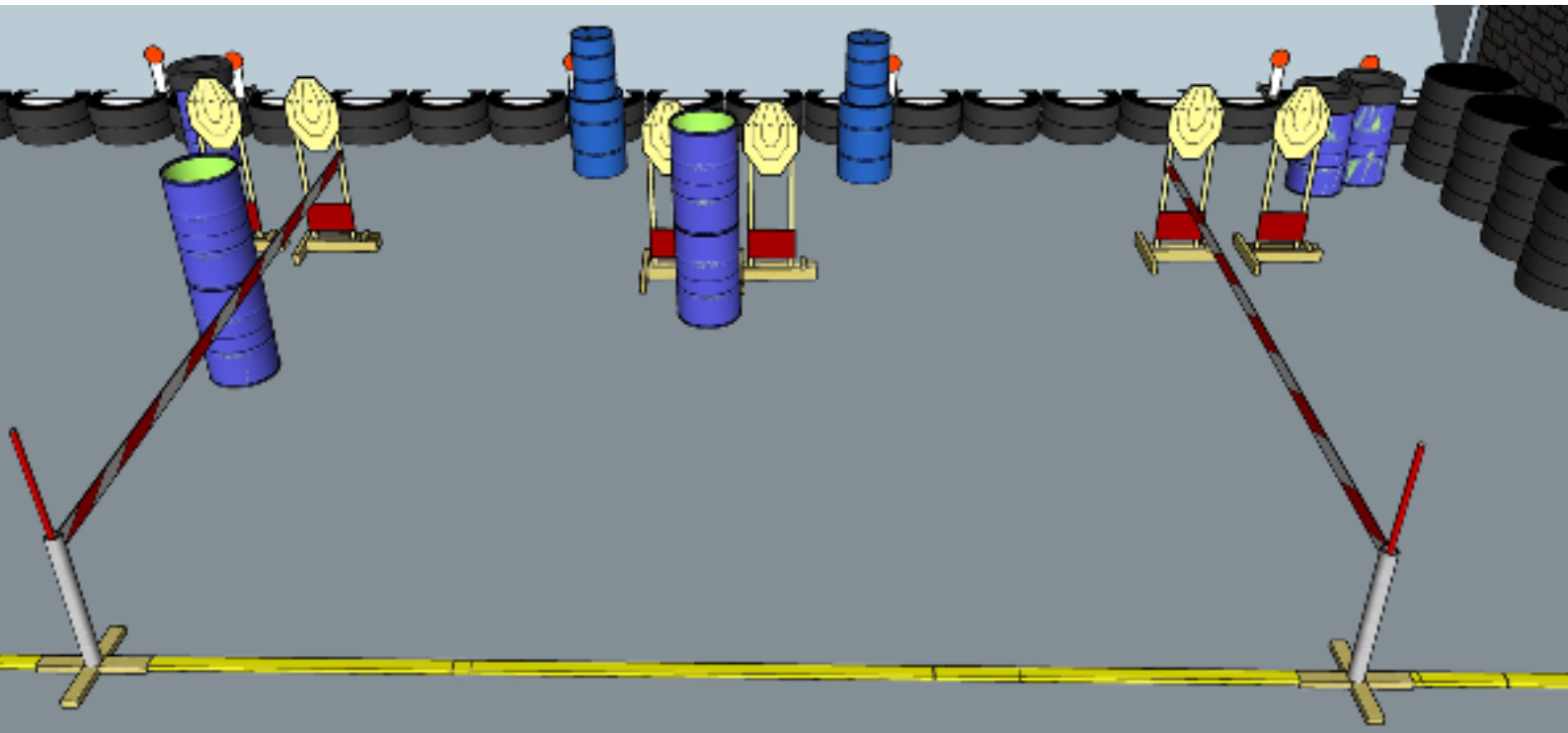
5. Crocs



CoF	Comstock - Medium	Points	70 p
Targets	7 paper, Total 7 targets	Min rounds	14
Firearm	Handgun	Match-%	15.73%

Procedure	On start signal engage all targets as they become visible within the demarcated area. Red/white tape = walls extending up/down to infinity
Starting position	Anywhere
Firearm ready condition	1, loaded and holstered
Start on	Audible signal
Stop on	Last shot
Penalties	As per current edition of rules
Safety angles	L/R: 90deg when facing berm, vertical: top of berm, but max 20 degrees over horizontal when reloading
Setup notes	

6. Uggs



CoF	Comstock - Medium	Points	90 p
Targets	6 paper, 6 popper, Total 12 targets	Min rounds	18
Firearm	Handgun	Match-%	20.22%

Procedure	On start signal engage all targets as they become visible within the demarcated area. Red/white tape = walls extending up/down to infinity
Starting position	Anywhere
Firearm ready condition	1, loaded and holstered
Start on	Audible signal
Stop on	Last shot
Penalties	As per current edition of rules
Safety angles	L/R: 90deg when facing berm, vertical: top of berm, but max 20 degrees over horizontal when reloading
Setup notes	