


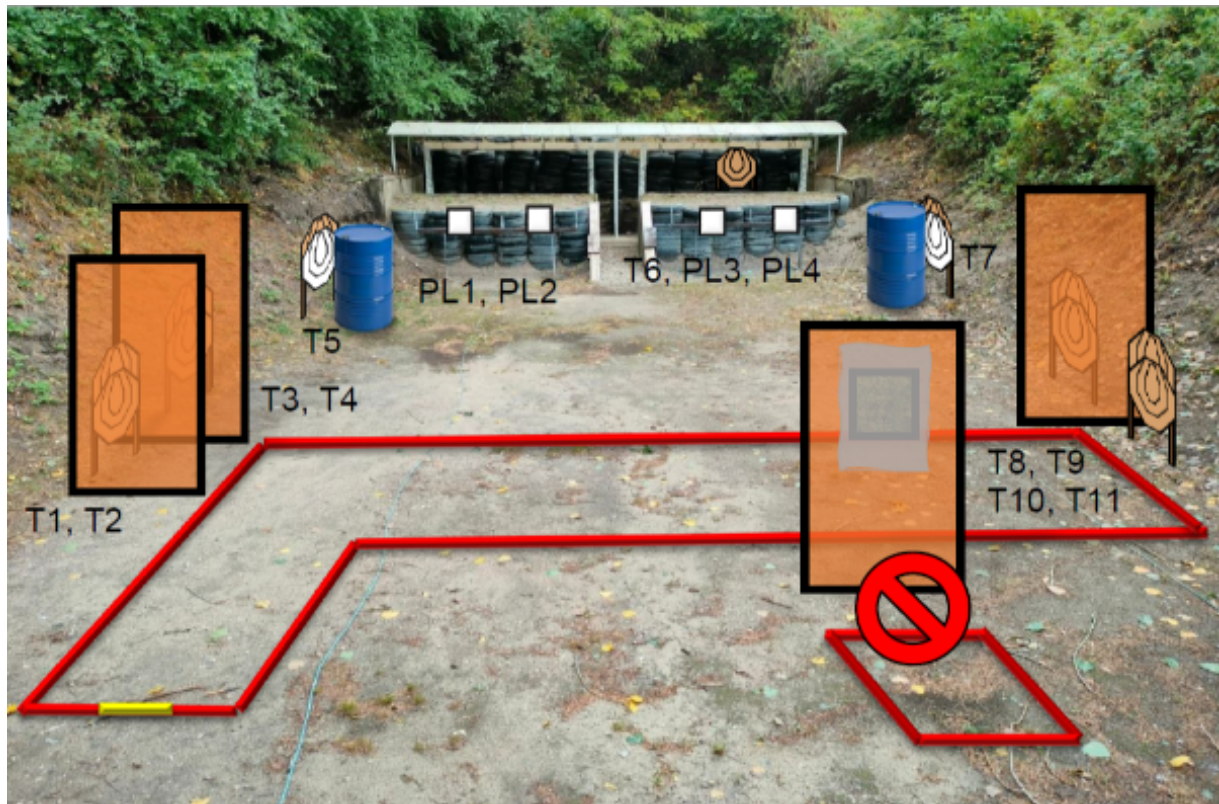
# 1. Short



CoF	Comstock - Short	Points	50 p
Targets	3 paper, 4 plates, 2 no-shoot, Total 7 targets	Min rounds	10
Firearm	Handgun	Match-%	10.75%

Procedure	On signal engage all targets – window is considered a soft cover.
Starting position	Both heels touching yellow mark – as demonstrated by the RO.
Firearm ready condition	
Start on	Audible signal
Stop on	Last shot
Penalties	As per current edition of rules
Safety angles	
Setup notes	Platerack benyttes som metal plates. Der sættes et stykke klar plastik hen over vinduet.

## 2. Medium

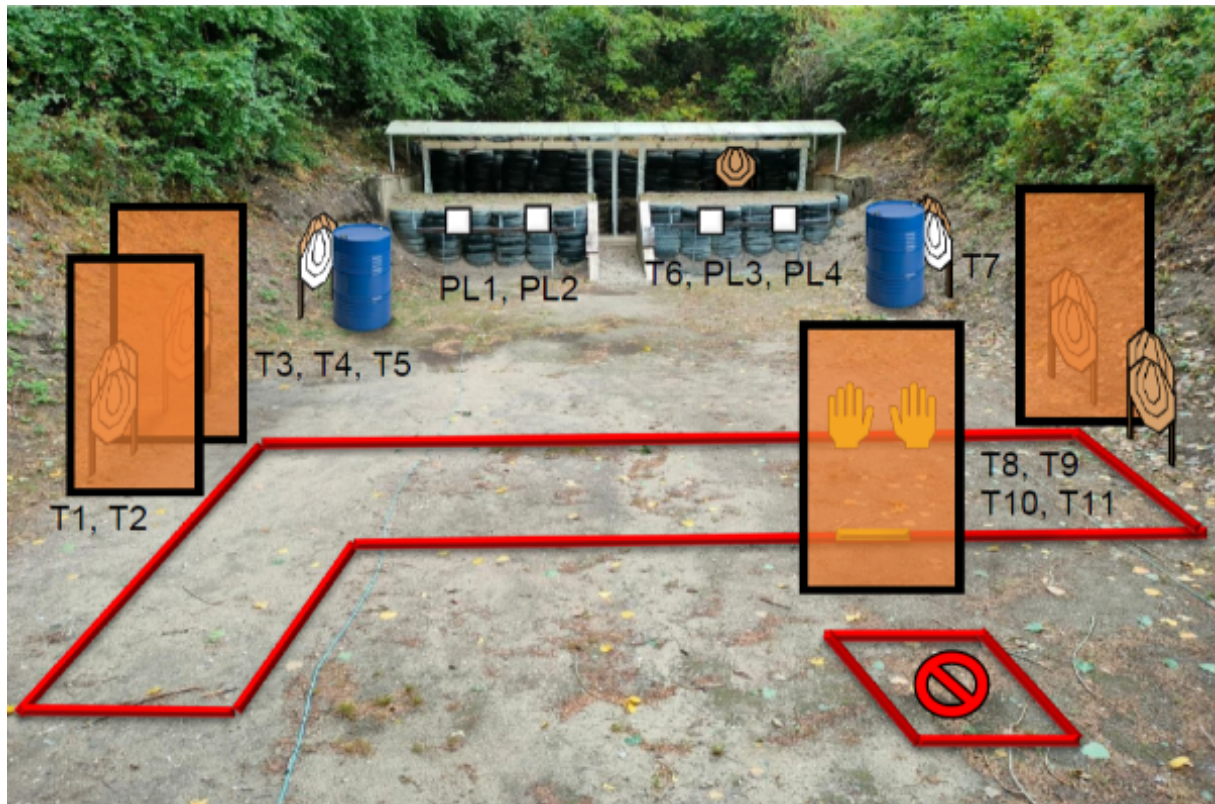


CoF	Comstock - Medium	Points	75 p
Targets	11 paper, 4 plates, 2 no-shoot, Total 15 targets	Min rounds	15
Firearm	Handgun	Match-%	16.13%

Procedure	On signal engage all targets – strong hand only! IPSC targets requires one hit.
Starting position	Both heels touching yellow mark – as demonstrated by the RO.
Firearm ready condition	
Start on	Audible signal
Stop on	Last shot
Penalties	As per current edition of rules
Safety angles	
Setup notes	Platerack benyttes som metal plates.



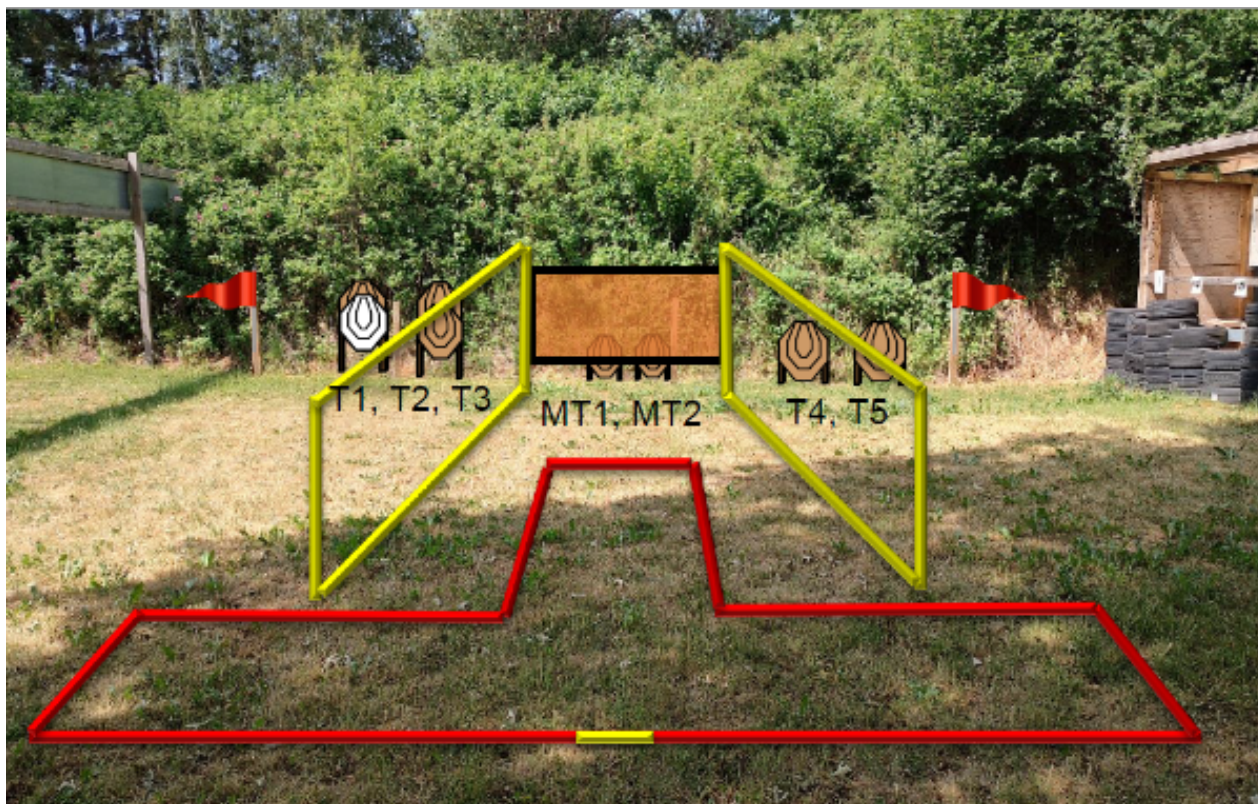
### 3. Long



CoF	Comstock - Long	Points	130 p
Targets	11 paper, 4 plates, 2 no-shoot, Total 15 targets	Min rounds	26
Firearm	Handgun	Match-%	27.96%

Procedure	On signal engage all targets.
Starting position	Both feet touching yellow mark, hands on wall – as demonstrated by the RO.
Firearm ready condition	Unloaded – empty chamber and magwell.
Start on	Audible signal
Stop on	Last shot
Penalties	As per current edition of rules
Safety angles	
Setup notes	Platerack benyttes som metal plates.

## 4. Medium

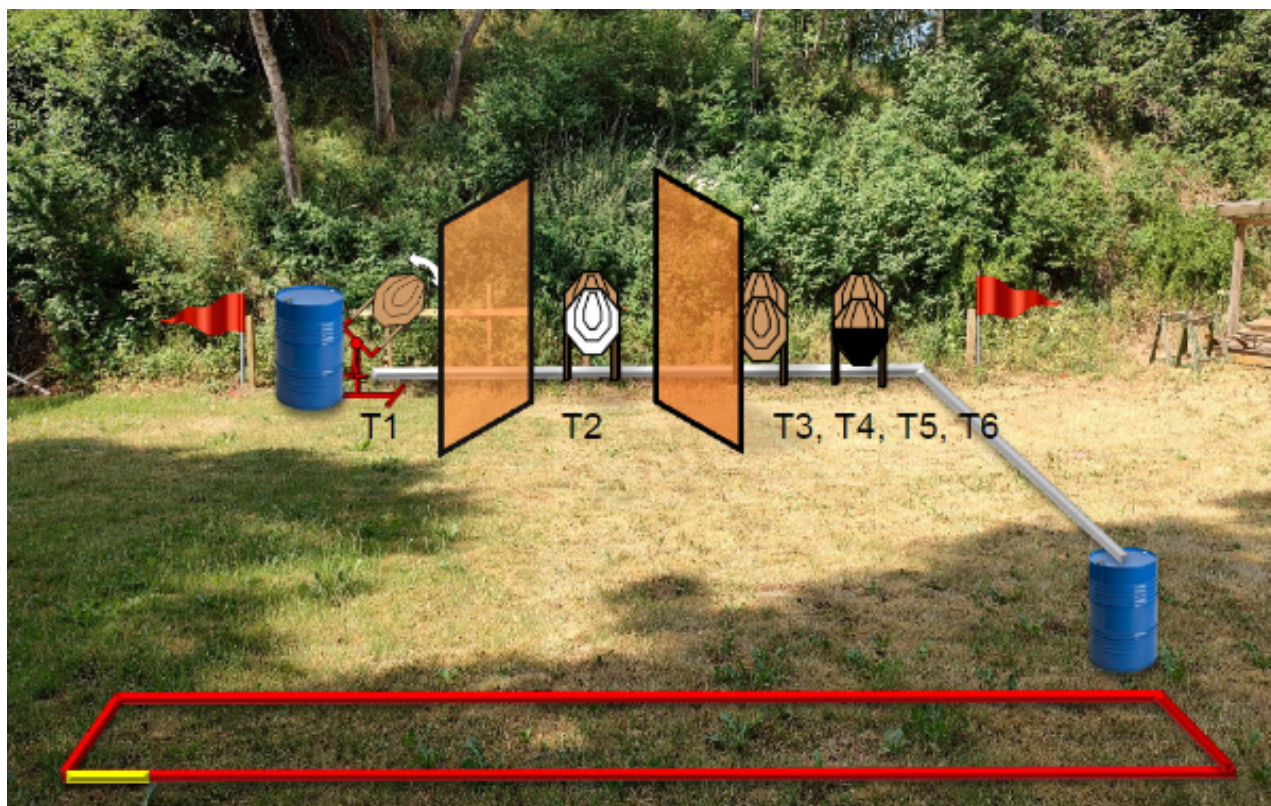


CoF	Comstock - Medium	Points	70 p
Targets	7 paper, 1 no-shoot, Total 7 targets	Min rounds	14
Firearm	Handgun	Match-%	15.05%

Procedure	On signal engage all targets.
Starting position	One heel touching yellow mark – as demonstrated by the RO.
Firearm ready condition	
Start on	Audible signal
Stop on	Last shot
Penalties	As per current edition of rules
Safety angles	Indicated by red marks - left and right. Loaded gun must not point over the berm.
Setup notes	Væggen foran mini targets skal være så lav, at de skal skydes liggende. Gule markeringer laves med minestrimmel.




## 5. Medium



CoF	Comstock - Medium	Points	90 p
Targets	6 paper, 1 no-shoot, Total 6 targets	Min rounds	18
Firearm	Handgun	Match-%	19.35%

Procedure	On signal engage targets – all IPSC targets requires 3 hits each. Pulling rope activates moving target T1 – which will be visible at rest.
Starting position	One heel touching yellow mark, as demonstrated by the RO.
Firearm ready condition	
Start on	Audible signal
Stop on	Last shot
Penalties	As per current edition of rules
Safety angles	Indicated by red marks – left and right. Loaded gun must not point over the berm.
Setup notes	Swinger aktiveres med tov fra tønden.

## 6. Short



CoF	Comstock - Short	Points	50 p
Targets	5 paper, 1 no-shoot, Total 5 targets	Min rounds	10
Firearm	Handgun	Match-%	10.75%

Procedure	On signal engage targets.
Starting position	Sitting on chair, hands on knees – as demonstrated by the RO.
Firearm ready condition	Loaded – empty chamber. Handgun lying flat on table.
Start on	Audible signal
Stop on	Last shot
Penalties	As per current edition of rules
Safety angles	Indicated by red marks – left and right. Loaded gun must not point over the berm.
Setup notes	Placering af bord og stol skal markeres, så det kan genskabes til næste squad.