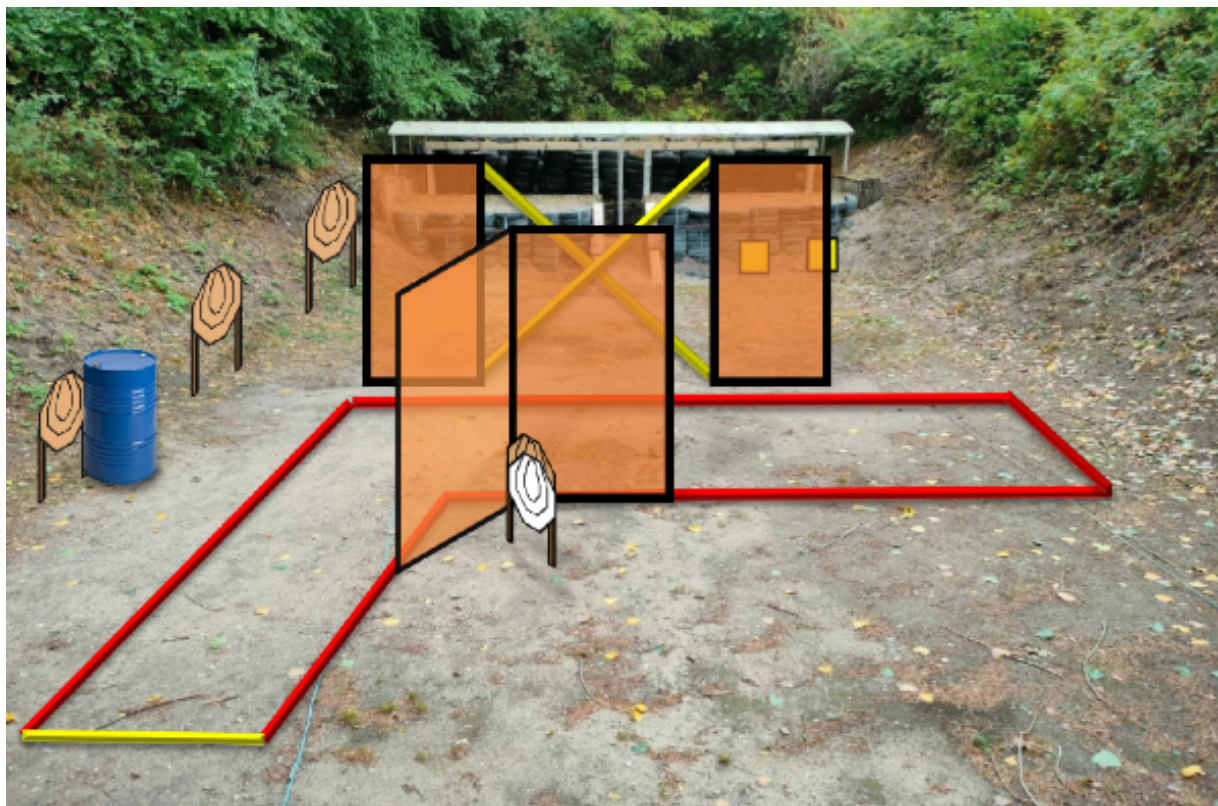



1. 1 - Short



CoF	Comstock - Short	Points	50 p
Targets	4 paper, 2 plates, 1 no-shoot, Total 6 targets	Min rounds	10
Firearm	Handgun	Match-%	10.64%

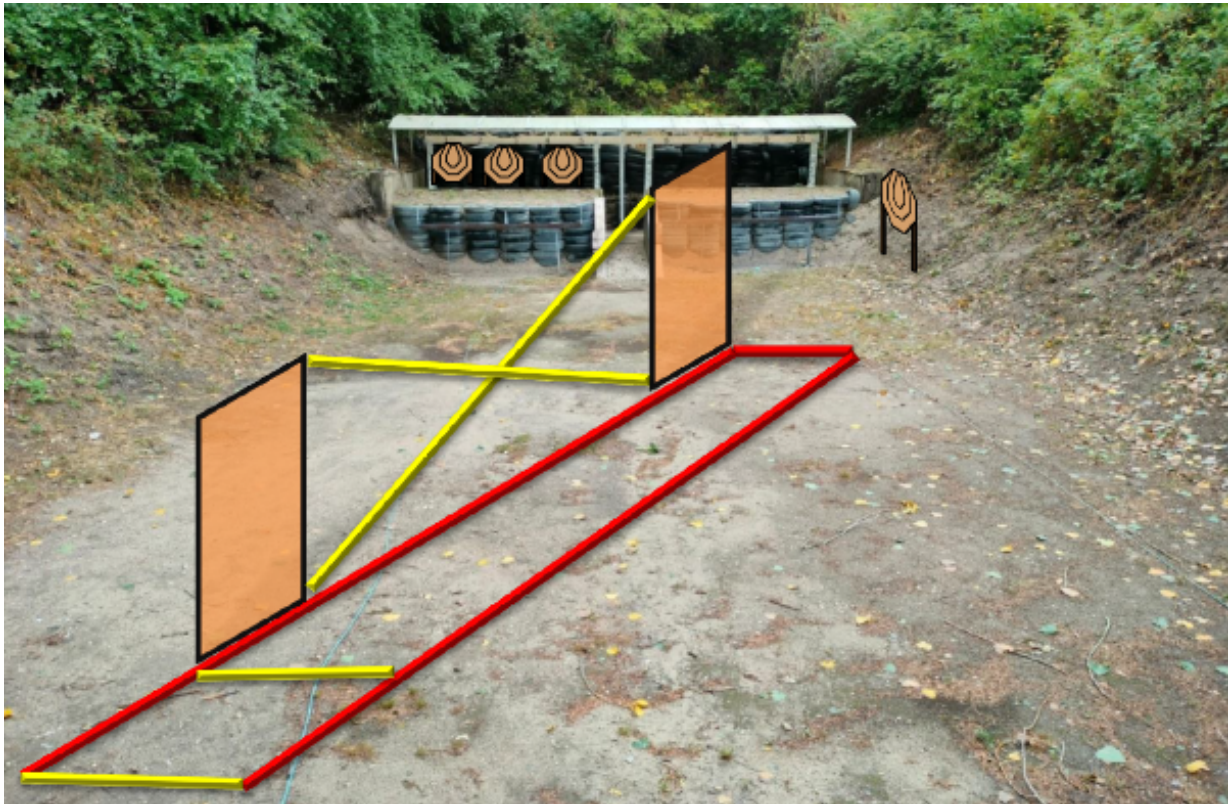
Procedure	On signal engage all targets.
Starting position	Starting at yellow bar – as demonstrated by the RO.
Firearm ready condition	
Start on	Audible signal
Stop on	Last shot
Penalties	As per current edition of rules
Safety angles	90 degrees to the left and 90 degrees to the right.
Setup notes	Skiven og no-shoot midt på banen skal sættes på mobilt kuglefang.

2. 2 - Short



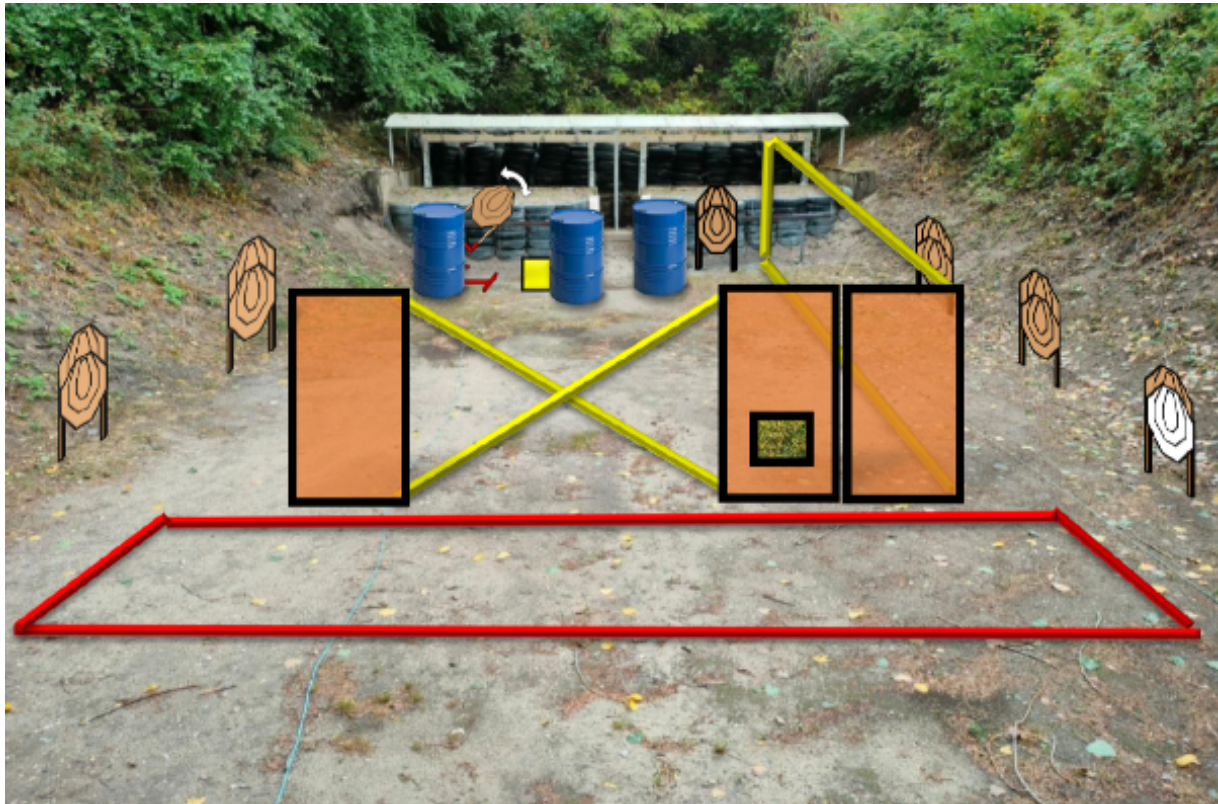
CoF	Comstock - Short	Points	60 p
Targets	5 paper, 2 plates, 1 no-shoot, Total 7 targets	Min rounds	12
Firearm	Handgun	Match-%	12.77%
Procedure	On signal engage all targets.		
Starting position	Starting wall, hands touching marks – as demonstrated by the RO.		
Firearm ready condition			
Start on	Audible signal		
Stop on	Last shot		
Penalties	As per current edition of rules		
Safety angles	90 degrees to the left and 90 degrees to the right.		
Setup notes	Vægge bygges som trekanter, så de kan stå selv.		

3. 3 - Short



CoF	Comstock - Short	Points	40 p
Targets	4 paper, Total 4 targets	Min rounds	8
Firearm	Handgun	Match-%	8.51%
Procedure	On signal engage all targets – strong hand only. If the competitor crosses the yellow bar, the competitor is allowed to shoot using both hands		
Starting position	Starting at yellow mark – as demonstrated by the RO.		
Firearm ready condition			
Start on	Audible signal		
Stop on	Last shot		
Penalties	As per current edition of rules		
Safety angles	90 degrees to the left and 90 degrees to the right.		
Setup notes	Alle skiver skal være fuldt synlige fra strong hand området.		

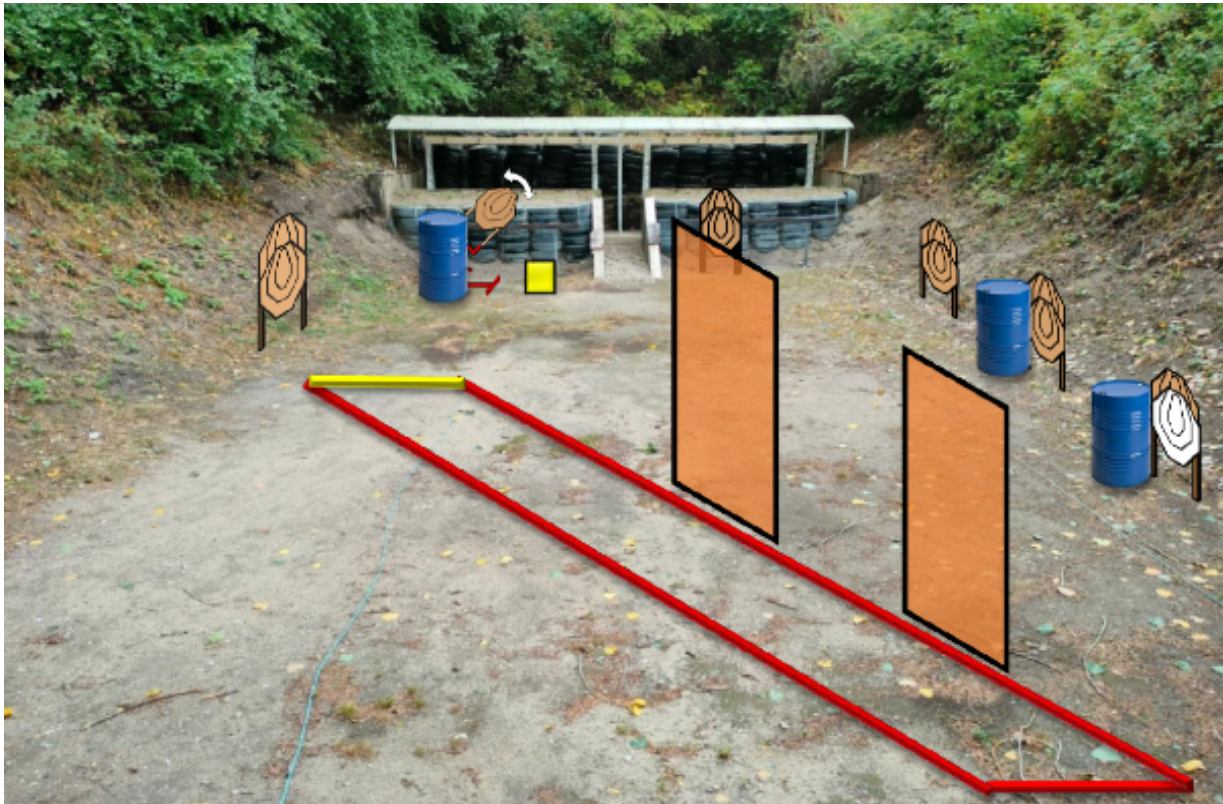
4. 4 - Long



CoF	Comstock - Long	Points	125 p
Targets	12 paper, 1 plates, 1 no-shoot, Total 13 targets	Min rounds	25
Firearm	Handgun	Match-%	26.60%

Procedure	On signal engage all targets. Pulling rope activates swinger, which will be visible at rest
Starting position	Starting anywhere – as demonstrated by the RO.
Firearm ready condition	
Start on	Audible signal
Stop on	Last shot
Penalties	As per current edition of rules
Safety angles	90 degrees to the left and 90 degrees to the right.
Setup notes	


5. 5 - Medium



CoF	Comstock - Medium	Points	105 p
Targets	10 paper, 1 plates, 1 no-shoot, Total 11 targets	Min rounds	21
Firearm	Handgun	Match-%	22.34%

Procedure	On signal engage all targets. Pulling rope activates swinger, which will be visible at rest
Starting position	At yellow mark holding rope in both hands – as demonstrated by the RO.
Firearm ready condition	Unloaded – chamber and magwell empty.
Start on	Audible signal
Stop on	Last shot
Penalties	As per current edition of rules
Safety angles	90 degrees to the left and 90 degrees to the right.
Setup notes	Skiver og tøndes th. skal sættes, så skytten ikke kan komme til at bryde de 90 grader ved at pege på en skive.


6. 6 - Short



CoF	Comstock - Short	Points	20 p
Targets	1 paper, 2 plates, Total 3 targets	Min rounds	4
Firearm	Handgun	Match-%	4.26%

Procedure	On signal engage all targets.
Starting position	At yellow mark – facing uprange as demonstrated by the RO.
Firearm ready condition	Unloaded – chamber and magwell empty. Handgun laying flat on barrel. Magazine/clips on the opposite barrel.
Start on	Audible signal
Stop on	Last shot
Penalties	As per current edition of rules
Safety angles	90 degrees to the left and 90 degrees to the right.
Setup notes	Væg bygges som trekant.

7.7 - Medium



CoF	Comstock - Medium	Points	70 p
Targets	6 paper, 2 plates, 1 no-shoot, Total 8 targets	Min rounds	14
Firearm	Handgun	Match-%	14.89%

Procedure	On signal engage all targets.
Starting position	Sitting on chair – facing downrange as demonstrated by the RO.
Firearm ready condition	
Start on	Audible signal
Stop on	Last shot
Penalties	As per current edition of rules
Safety angles	90 degrees to the left and 90 degrees to the right.
Setup notes	Vægge bygges som trekant.