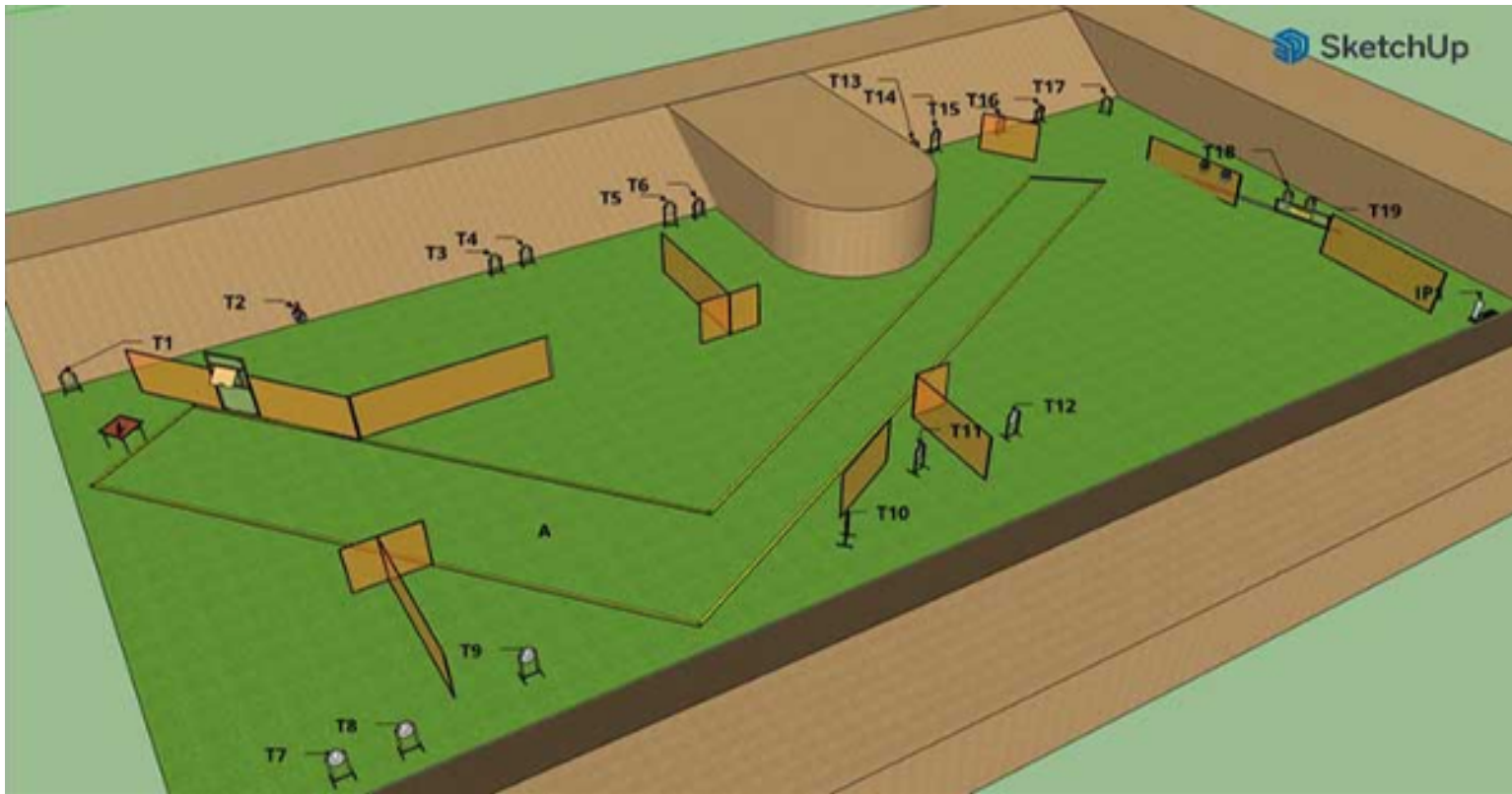


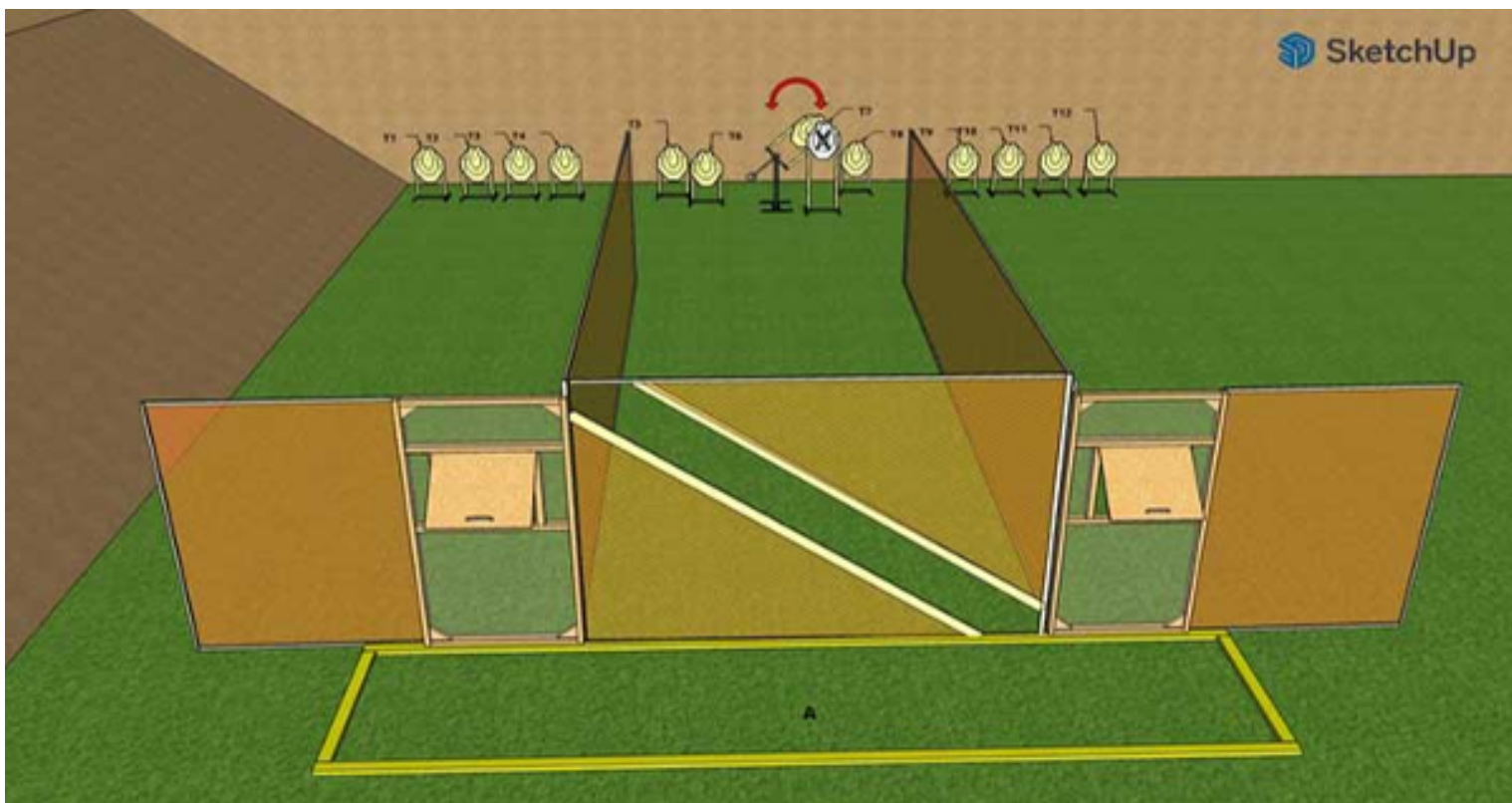
# 1. Mikkeli - Practical range



CoF	Comstock - Long	Points	195 p
Targets	19 paper, 1 popper, 2 no-shoot, Total 20 targets	Min rounds	39
Firearm	Pistol Caliber Carbine	Match-%	13.40%

Procedure	Starting position: Competitor standing erect in marked area A, firearm in ready condition on table in marked position and muzzle pointing downrange. Procedure: On the start signal, engage all targets from marked area A. Moving target T2 is activated by hatch, moving targets T18&T19; are activated by IP1. All moving targets will remain visible at rest.
Starting position	
Firearm ready condition	Loaded - Option 2
Start on	Audible signal
Stop on	Last shot
Penalties	As per current edition of rules
Safety angles	L/R
Setup notes	

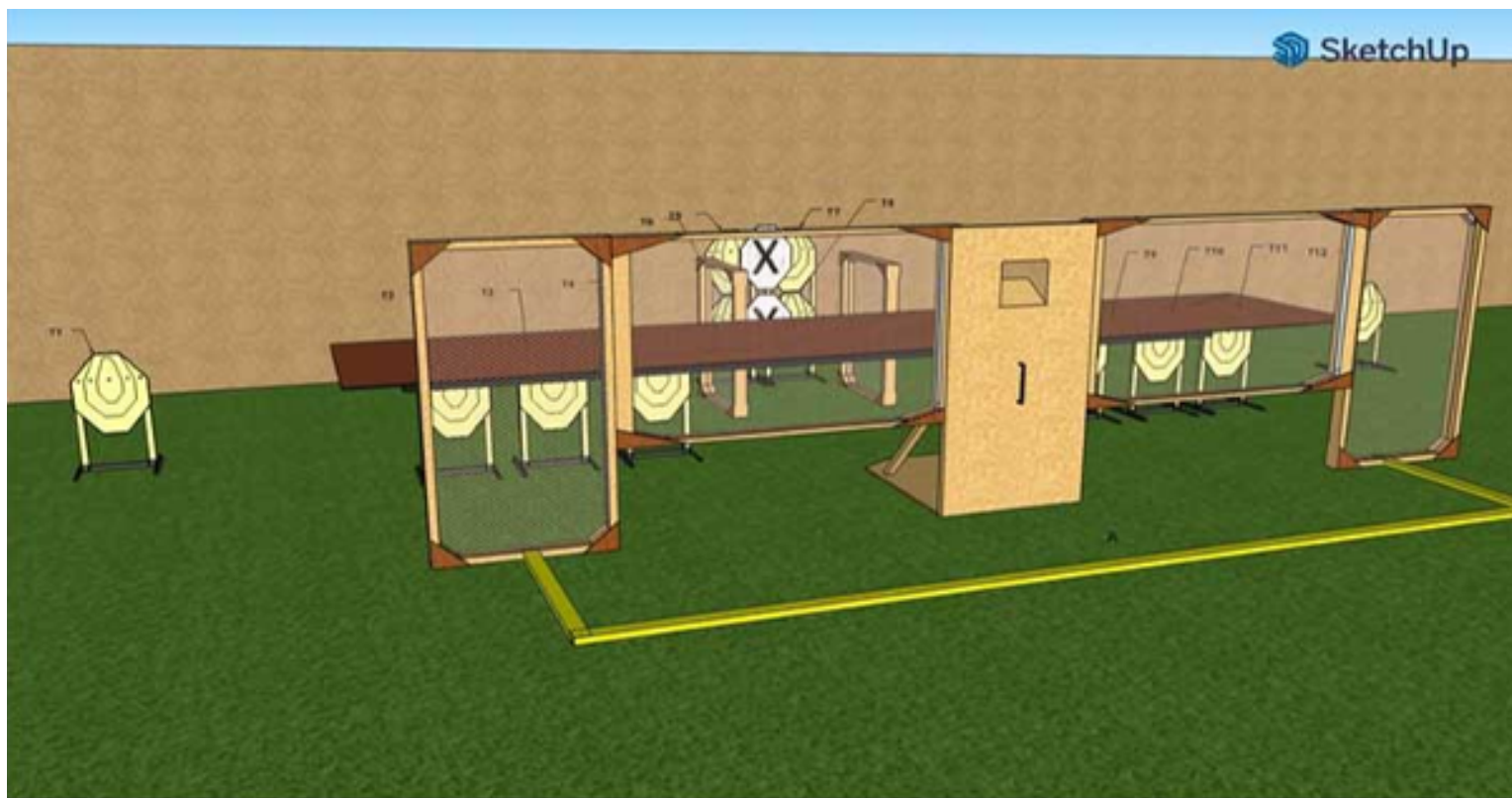
## 2. Mikkeli - 150m range left



CoF	Comstock - Medium	Points	120 p
Targets	12 paper, 1 no-shoot, Total 12 targets	Min rounds	24
Firearm	Pistol Caliber Carbine	Match-%	8.25%

Procedure	Starting position: Competitor standing erect in marked area A, with the firearm in the ready condition, held in both hands, stock touching the competitor at hip level, barrel parallel to the ground, trigger guard downwards, muzzle pointing downrange with the fingers outside the trigger guard. Procedure: On the start signal, engage all targets from marked area A. Moving target is activated by opening either hatch and will remain visible at rest.
Starting position	
Firearm ready condition	Loaded - Option 1
Start on	Audible signal
Stop on	Last shot
Penalties	As per current edition of rules
Safety angles	L/R
Setup notes	

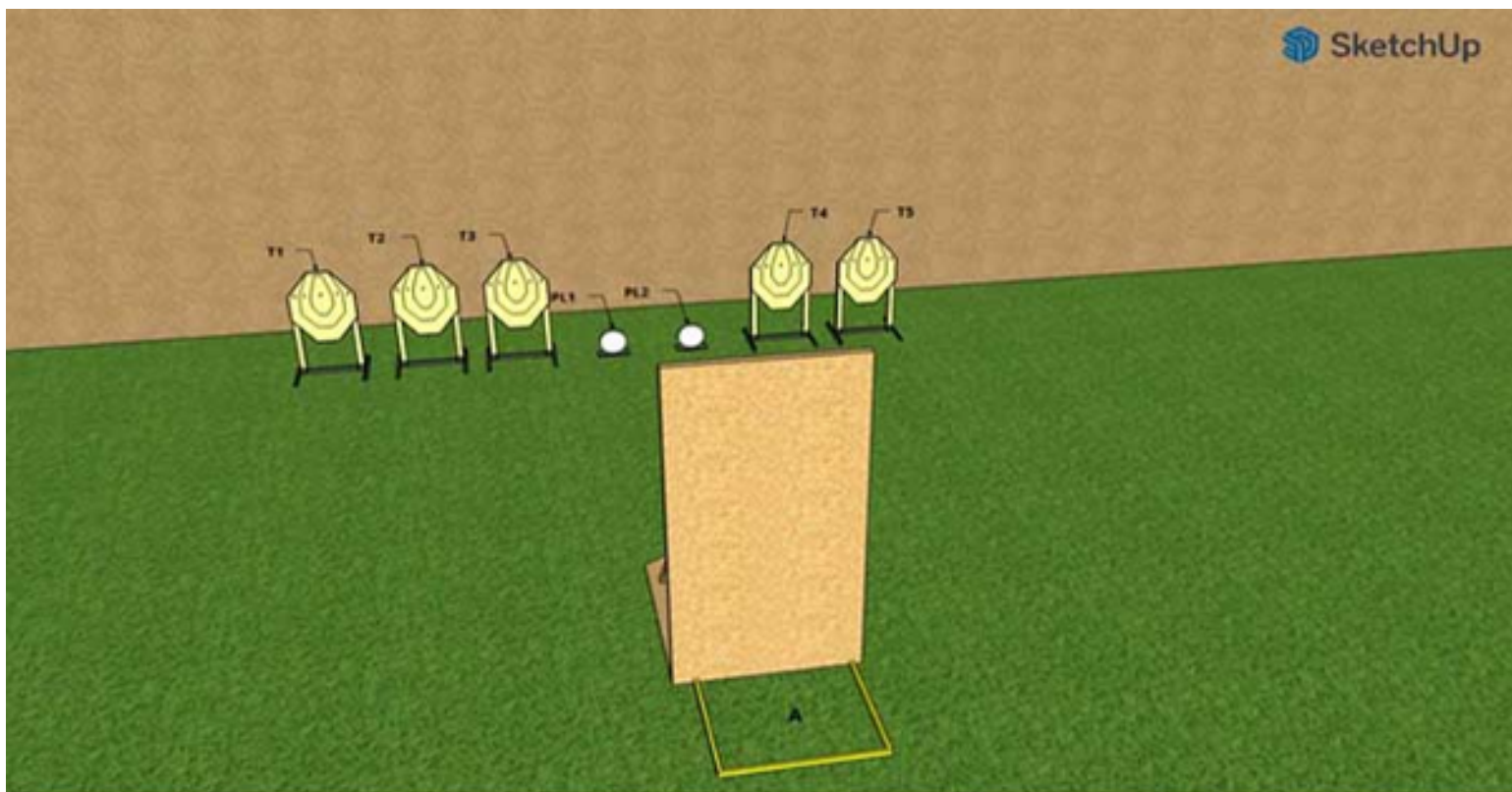
### 3. Mikkeli - 150m range right



CoF	Comstock - Medium	Points	120 p
Targets	12 paper, 2 no-shoot, Total 12 targets	Min rounds	24
Firearm	Pistol Caliber Carbine	Match-%	8.25%

Procedure	Starting position: Competitor standing erect in marked area A, with the firearm in the ready condition, held in both hands, stock touching the competitor at hip level, barrel parallel to the ground, trigger guard downwards, muzzle pointing downrange with the fingers outside the trigger guard. Procedure: On the start signal, engage all targets from marked area A.
Starting position	
Firearm ready condition	Loaded - Option 1
Start on	Audible signal
Stop on	Last shot
Penalties	As per current edition of rules
Safety angles	L/R
Setup notes	

## 4. Mikkeli - 300m range left

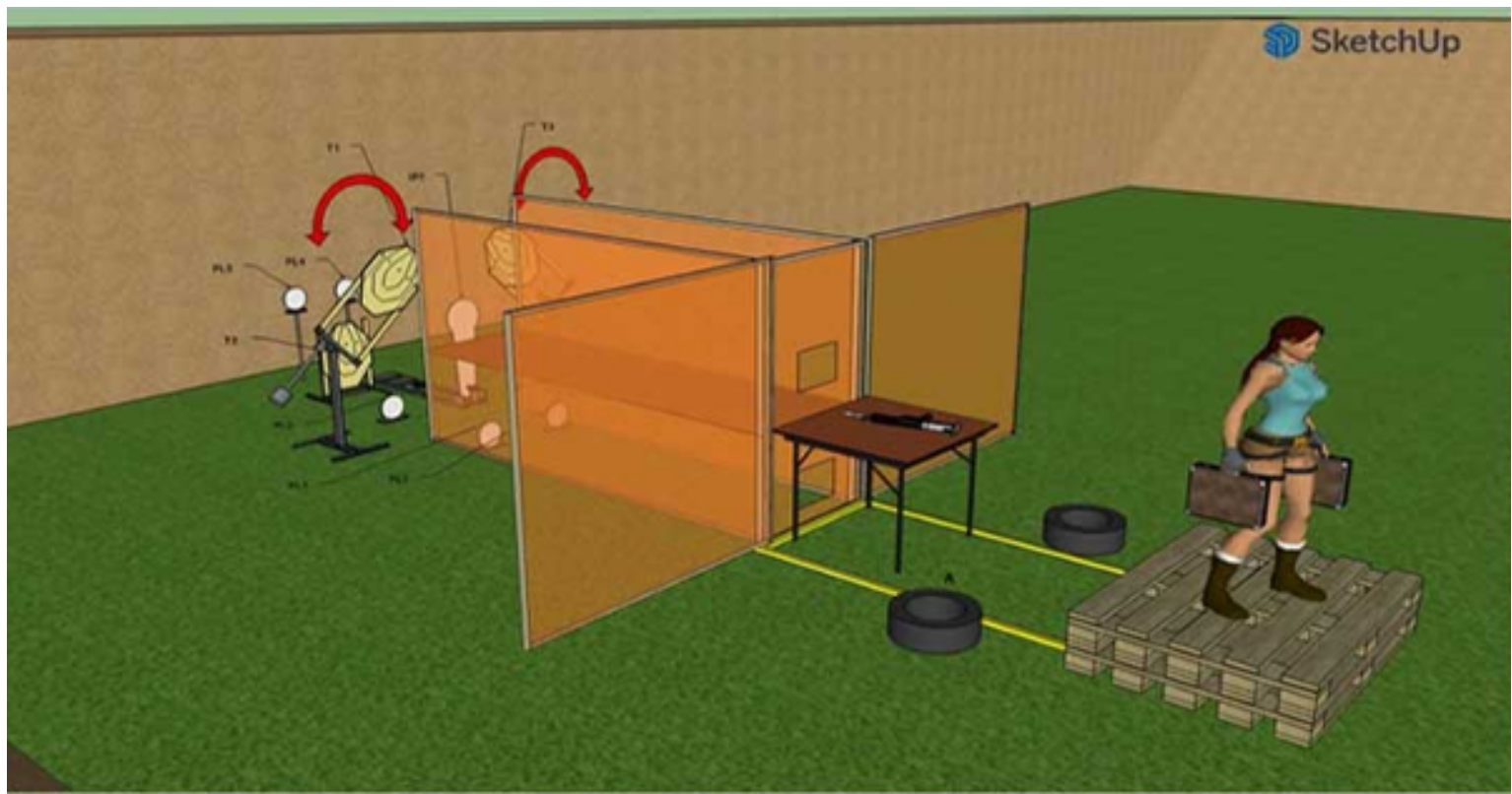


CoF	Comstock - Short	Points	60 p
Targets	5 paper, 2 plates, Total 7 targets	Min rounds	12
Firearm	Pistol Caliber Carbine	Match-%	4.12%

Procedure	Starting position: Competitor standing erect in marked area A, with the firearm in the ready condition, held in both hands, stock touching the competitor at hip level, barrel parallel to the ground, trigger guard downwards, muzzle pointing downrange with the fingers outside the trigger guard. Procedure: On the start signal, engage all targets from marked area A.
Starting position	
Firearm ready condition	Loaded - Option 1
Start on	Audible signal
Stop on	Last shot
Penalties	As per current edition of rules
Safety angles	L/R
Setup notes	



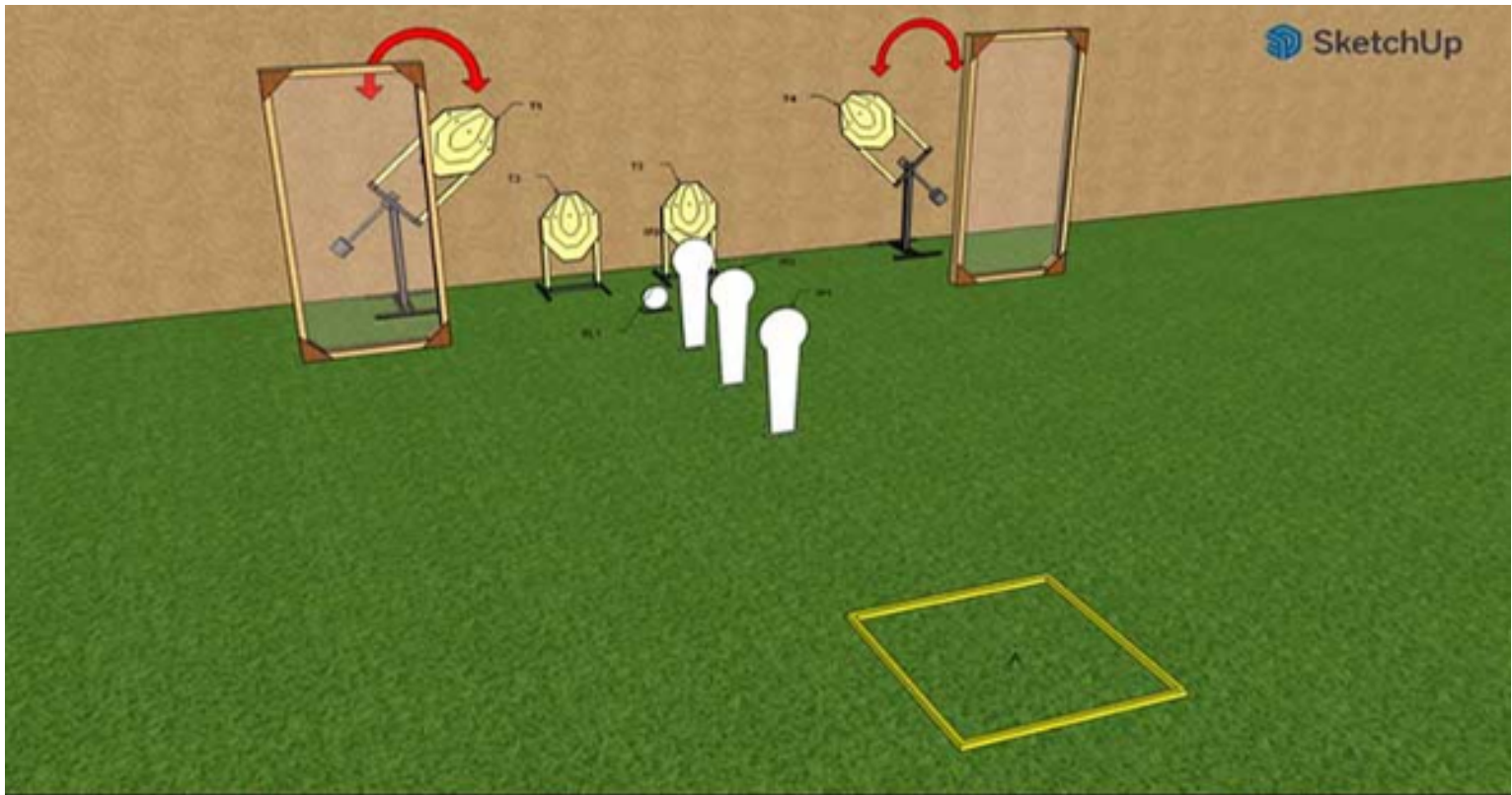
## 5. Mikkeli - 300mm range right



CoF	Comstock - Short	Points	60 p
Targets	3 paper, 1 popper, 5 plates, Total 9 targets	Min rounds	12
Firearm	Pistol Caliber Carbine	Match-%	4.12%

Procedure	Starting position: Competitor standing on platform with suitcases on both hands and facing away from the targets . Firearm on the table in ready condition, muzzle pointing downrange. Procedure: On the start signal, engage all targets from marked area A. Both suitcases must be placed in dedicated positions before last shot. Moving targets T1 and T3 are activated by IP1 and remain visible at rest
Starting position	
Firearm ready condition	Unloaded - Option 3
Start on	Audible signal
Stop on	Last shot
Penalties	As per current edition of rules
Safety angles	L/R
Setup notes	

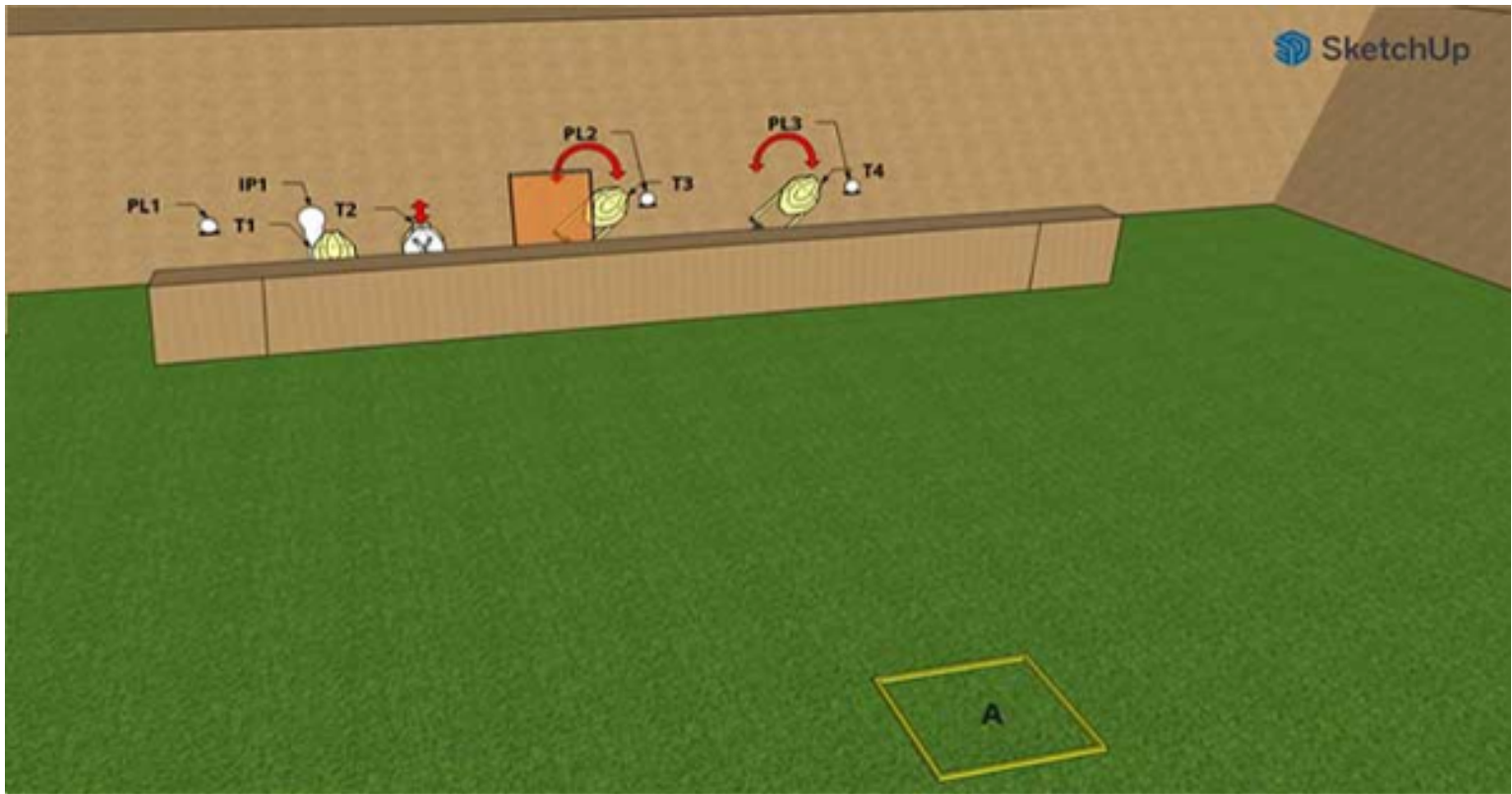
## 6. Mikkeli - Moose range



CoF	Comstock - Short	Points	60 p
Targets	4 paper, 3 popper, 1 plates, Total 8 targets	Min rounds	12
Firearm	Pistol Caliber Carbine	Match-%	4.12%

Procedure	Starting position: Competitor standing erect in marked area A, with the firearm in the ready condition, held in both hands, stock touching the competitor at hip level, barrel parallel to the ground, trigger guard downwards, muzzle pointing downrange with the fingers outside the trigger guard. Procedure: On the start signal, engage all targets from marked area A. Moving target T1 is activated by IP1, moving target T4 is activated by IP2 and both moving targets remain visible at rest
Starting position	
Firearm ready condition	Loaded - Option 1
Start on	Audible signal
Stop on	Last shot
Penalties	As per current edition of rules
Safety angles	L/R
Setup notes	

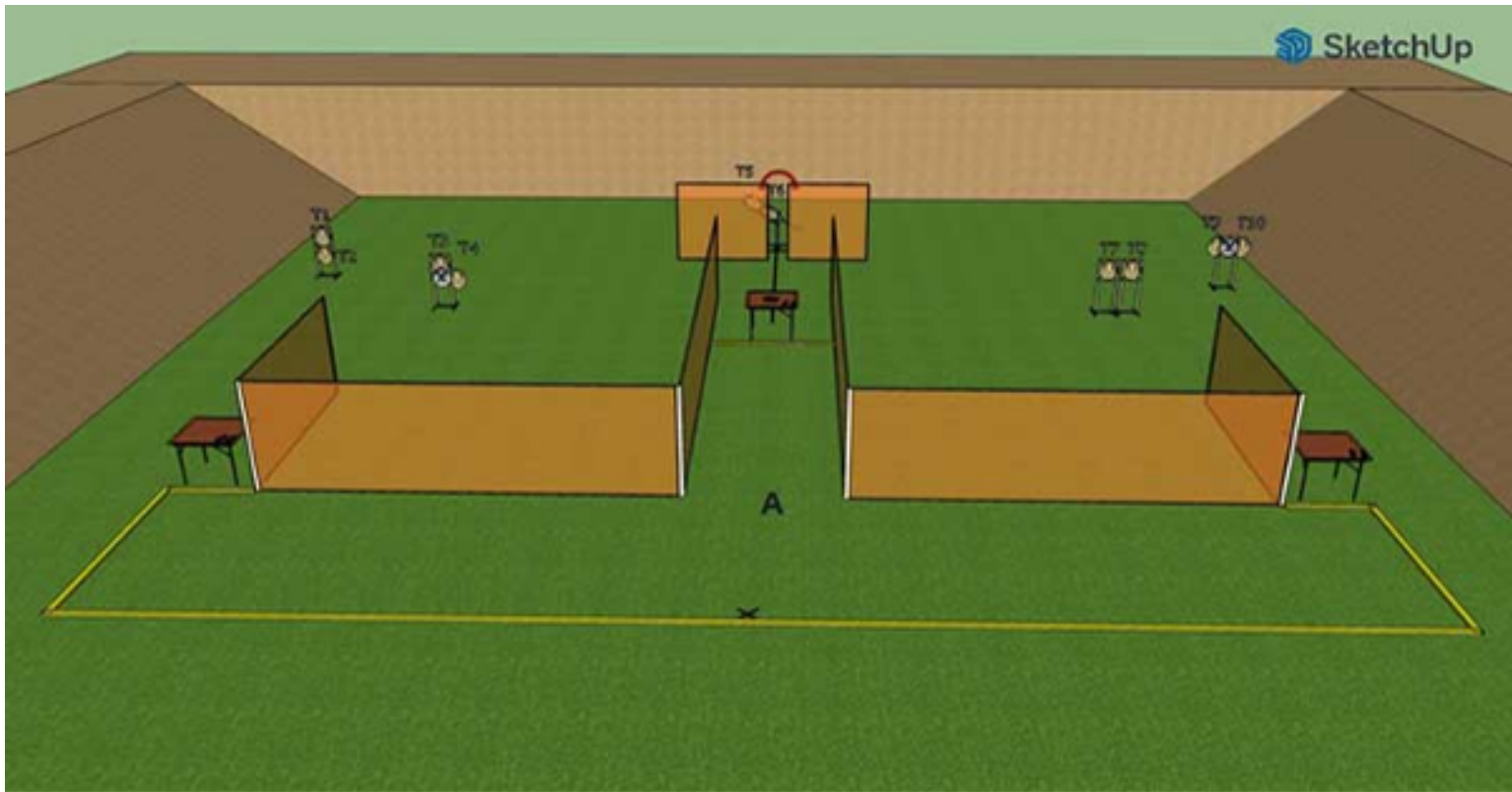
## 7. Mikkeli - Pistol range left



CoF	Comstock - Short	Points	60 p
Targets	4 paper, 1 popper, 3 plates, 1 no-shoot, Total 8 targets	Min rounds	12
Firearm	Pistol Caliber Carbine	Match-%	4.12%

Procedure	Starting position: Competitor standing erect in marked area A, with the firearm in the ready condition, held in both hands, stock touching the competitor at hip level, barrel parallel to the ground, trigger guard downwards, muzzle pointing downrange with the fingers outside the trigger guard. Procedure: On the start signal, engage all targets from marked area A. Moving targets are activated by engaging IP1, all moving targets will remain visible at rest
Starting position	
Firearm ready condition	Loaded - Option 1
Start on	Audible signal
Stop on	Last shot
Penalties	As per current edition of rules
Safety angles	L/R
Setup notes	

## 8. Mikkel - Pistol range right

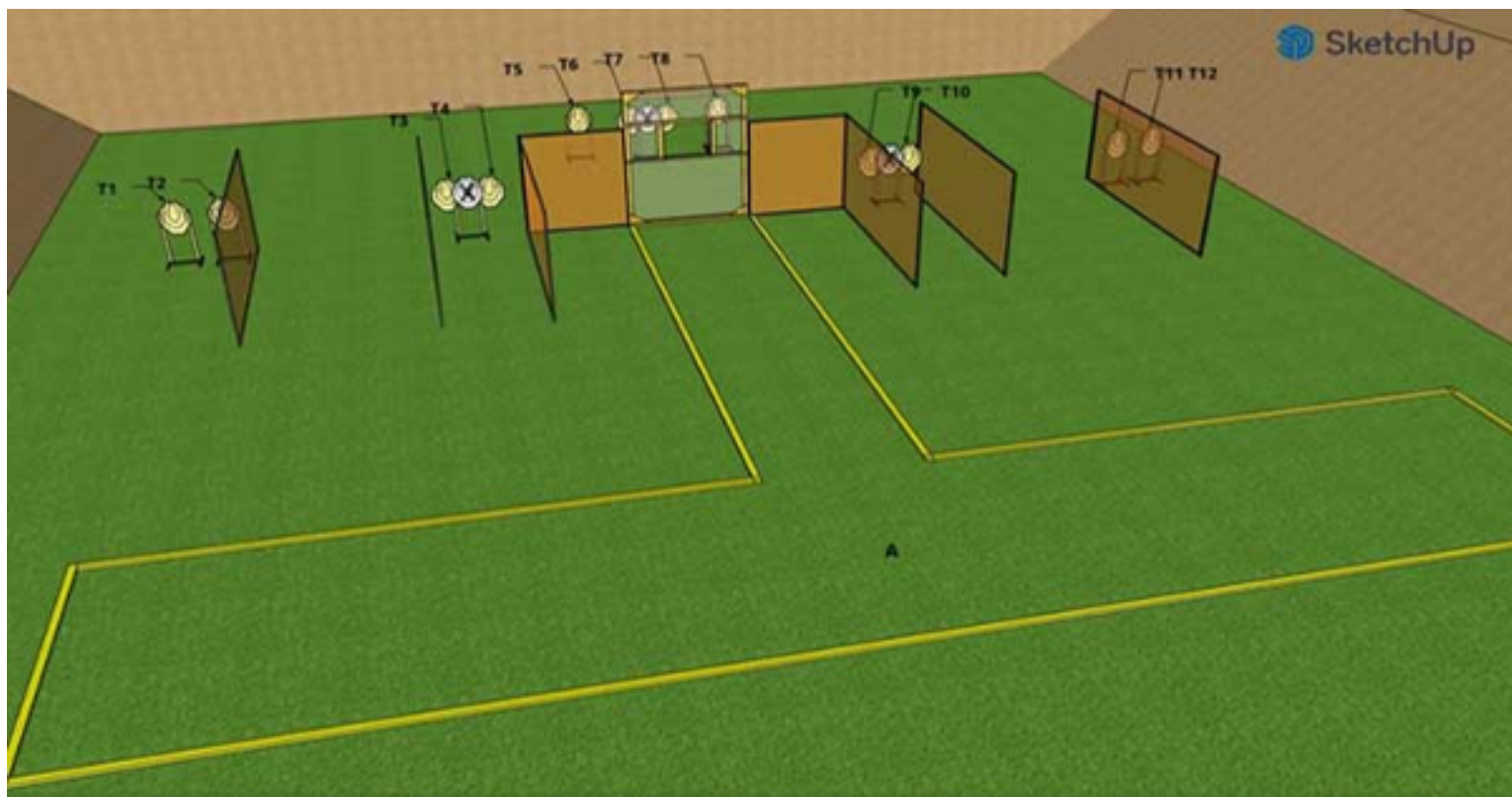


CoF	Comstock - Medium	Points	100 p
Targets	10 paper, 2 no-shoot, Total 10 targets	Min rounds	20
Firearm	Pistol Caliber Carbine	Match-%	6.87%

Procedure	Starting position: Competitor standing erect in marked spot X, with the firearm in the ready condition, held in both hands, stock touching the competitor at hip level, barrel parallel to the ground, trigger guard downwards, muzzle pointing downrange with the fingers outside the trigger guard. All used magazines placed on left and/or right table. Procedure: On the start signal, engage all targets from marked area A. Moving targets are activated by pulling rope on middle table and remain visible at rest.
Starting position	
Firearm ready condition	Unloaded - Option 3
Start on	Audible signal
Stop on	Last shot
Penalties	As per current edition of rules
Safety angles	L/R
Setup notes	



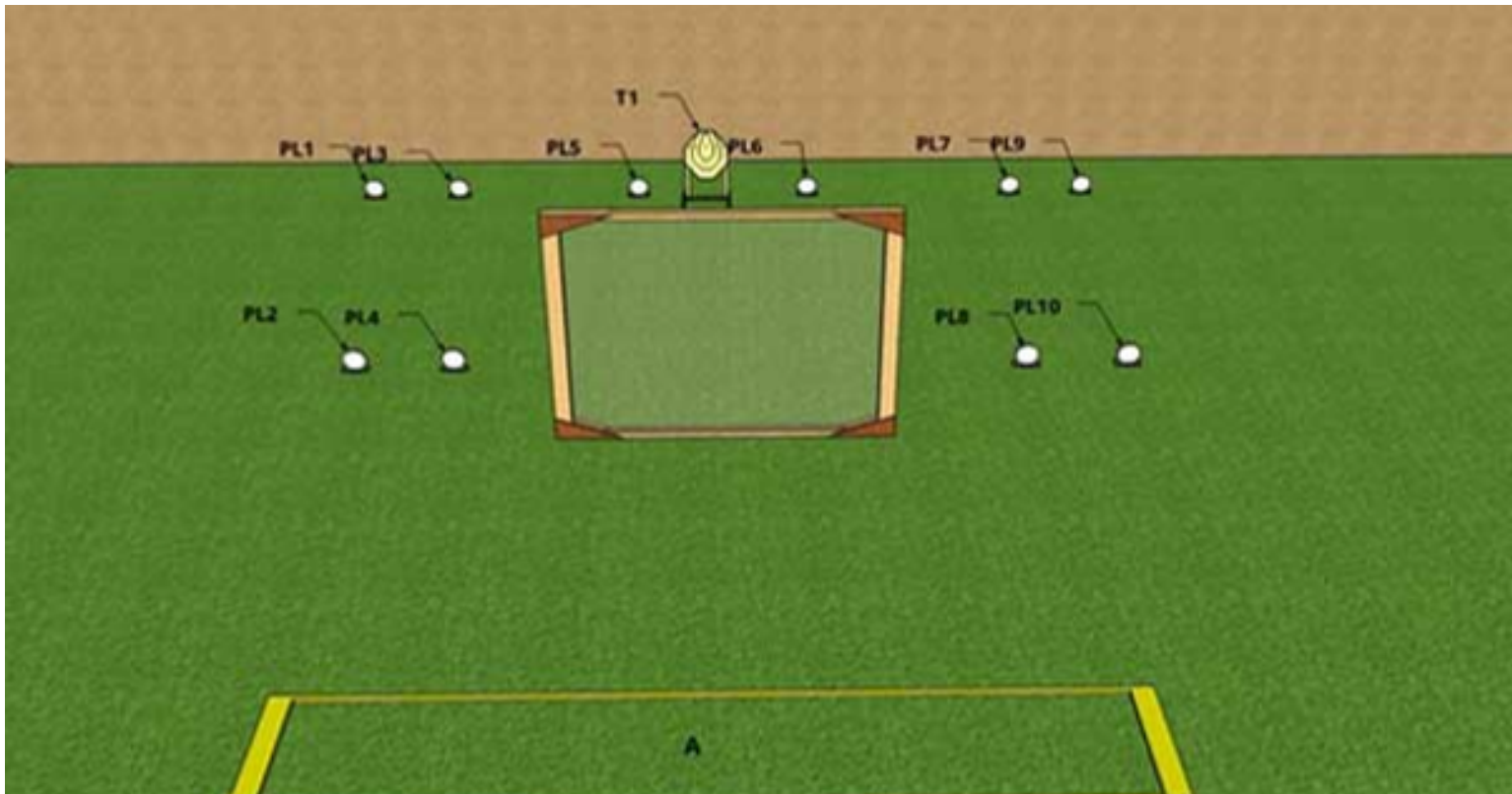
## 9. Juva -100m range



CoF	Comstock - Medium	Points	120 p
Targets	12 paper, 3 no-shoot, Total 12 targets	Min rounds	24
Firearm	Pistol Caliber Carbine	Match-%	8.25%

Procedure	Starting position: Competitor standing erect in marked area A, with the firearm in the ready condition, held in both hands, stock touching the competitor at hip level, barrel parallel to the ground, trigger guard downwards, muzzle pointing downrange with the fingers outside the trigger guard. Procedure: On the start signal, engage all targets from marked area A
Starting position	
Firearm ready condition	Unloaded - Option 3
Start on	Audible signal
Stop on	Last shot
Penalties	As per current edition of rules
Safety angles	L/R
Setup notes	

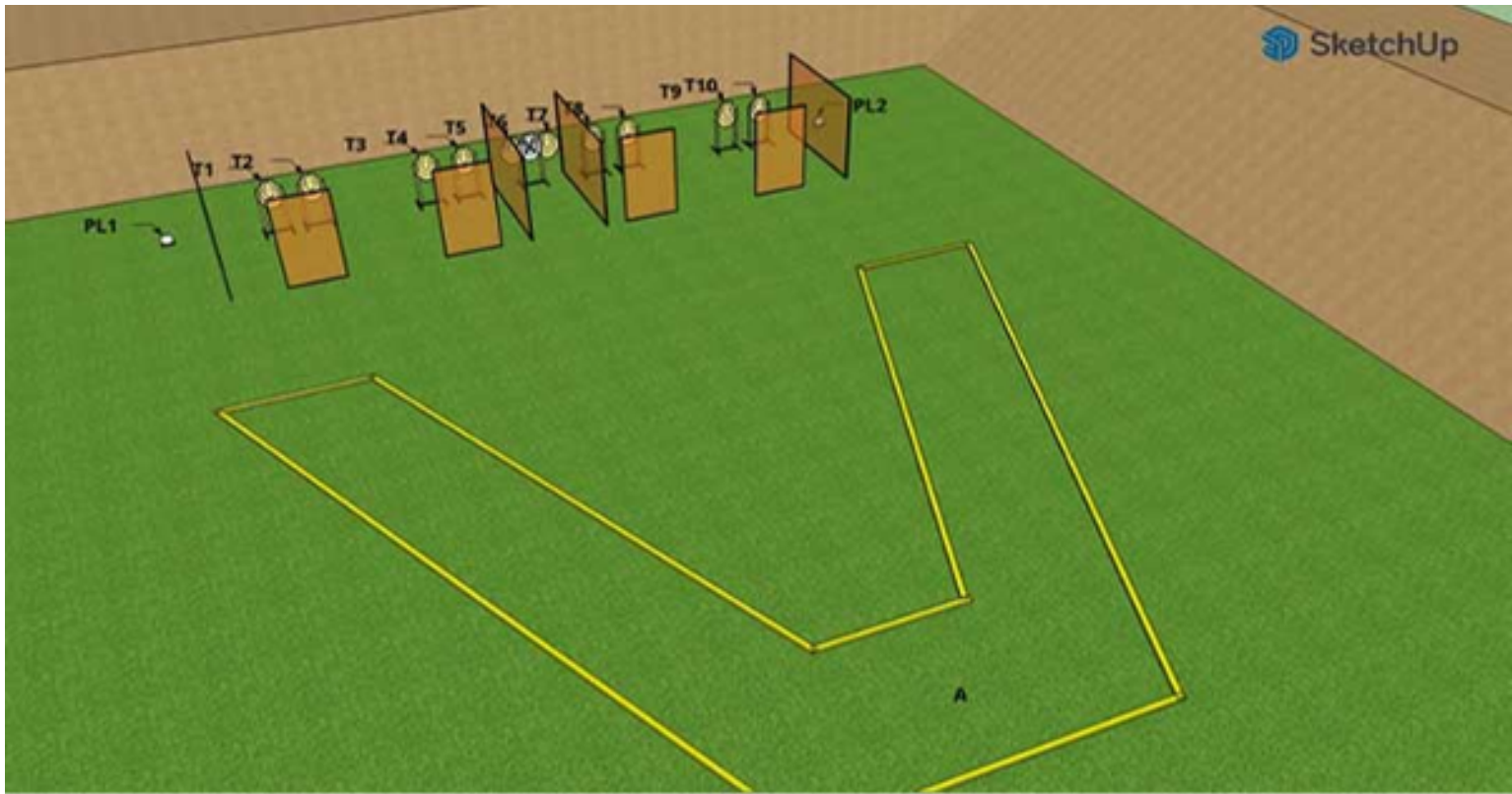
# 10. Juva - Mooserange



CoF	Comstock - Short	Points	60 p
Targets	1 paper, 10 plates, Total 11 targets	Min rounds	12
Firearm	Pistol Caliber Carbine	Match-%	4.12%

Procedure	Starting position: Competitor standing erect in marked area A, with the firearm in the ready condition, held in both hands, stock touching the competitor at hip level, barrel parallel to the ground, trigger guard downwards, muzzle pointing downrange with the fingers outside the trigger guard. Procedure: On the start signal, engage all targets from marked area A
Starting position	
Firearm ready condition	Loaded - Option 1
Start on	Audible signal
Stop on	Last shot
Penalties	As per current edition of rules
Safety angles	L/R
Setup notes	

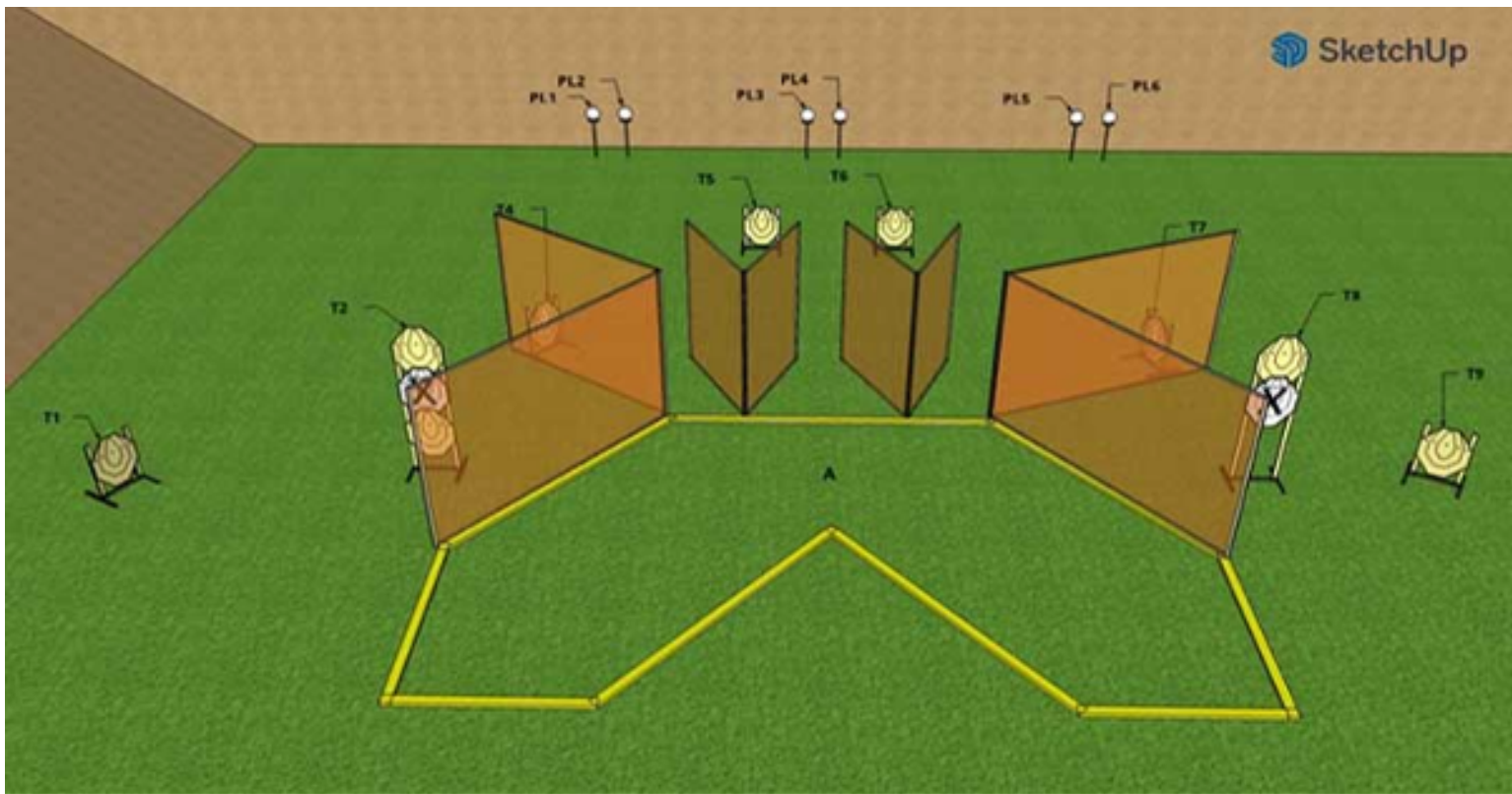
# 11. Juva - Pistol range



CoF	Comstock - Short	Points	60 p
Targets	10 paper, 2 plates, 1 no-shoot, Total 12 targets	Min rounds	12
Firearm	Pistol Caliber Carbine	Match-%	4.12%

Procedure	Starting position: Competitor standing erect in marked area A, with the firearm in the ready condition, held in both hands, stock touching the competitor at hip level, barrel parallel to the ground, trigger guard downwards, muzzle pointing downrange with the fingers outside the trigger guard. Procedure: On the start signal, engage all targets from marked area A. !!!! IPSC targets (one hit per target on this stage) !!!
Starting position	
Firearm ready condition	Loaded - Option 2
Start on	Audible signal
Stop on	Last shot
Penalties	As per current edition of rules
Safety angles	L/R
Setup notes	

## 12. Juva - 50m range

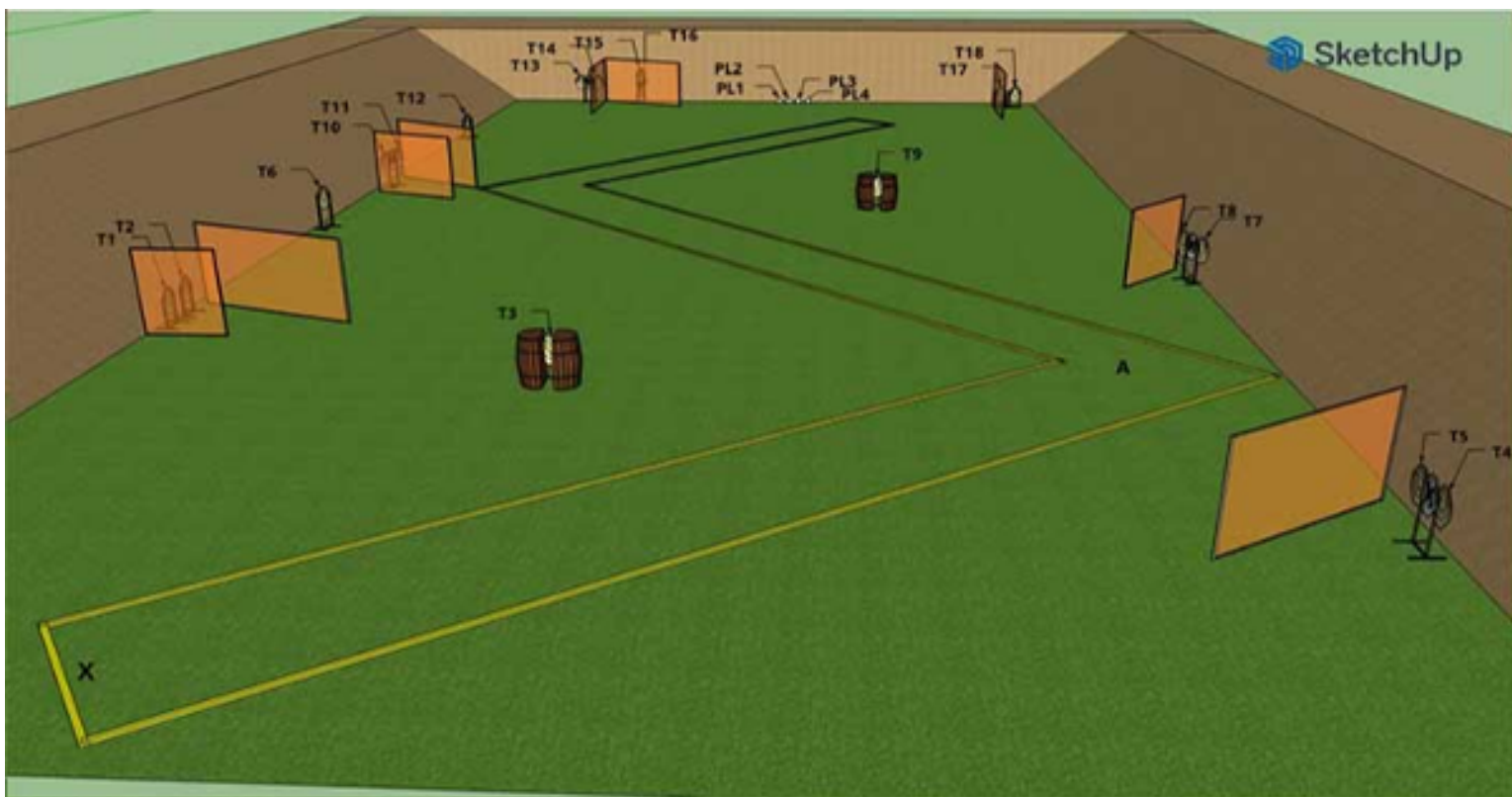


CoF	Comstock - Medium	Points	120 p
Targets	9 paper, 6 plates, 2 no-shoot, Total 15 targets	Min rounds	24
Firearm	Pistol Caliber Carbine	Match-%	8.25%

Procedure	Starting position: Competitor standing erect in marked area A, with the firearm in the ready condition, held in both hands, stock touching the competitor at hip level, barrel parallel to the ground, trigger guard downwards, muzzle pointing downrange with the fingers outside the trigger guard. Procedure: On the start signal, engage all targets from marked area A.
Starting position	
Firearm ready condition	Loaded - Option 1
Start on	Audible signal
Stop on	Last shot
Penalties	As per current edition of rules
Safety angles	L/R
Setup notes	




# 13. Juva - practical range aft



CoF	Comstock - Long	Points	200 p
Targets	18 paper, 4 plates, 4 no-shoot, Total 22 targets	Min rounds	40
Firearm	Pistol Caliber Carbine	Match-%	13.75%

Procedure	Starting position: Competitor standing erect in marked spot X, with the firearm in the ready condition, held in both hands, stock touching the competitor at hip level, barrel parallel to the ground, trigger guard downwards, muzzle pointing downrange with the fingers outside the trigger guard. Procedure: On the start signal, engage all targets from marked area A.
Starting position	
Firearm ready condition	Loaded - Option 1
Start on	Audible signal
Stop on	Last shot
Penalties	As per current edition of rules
Safety angles	L/R
Setup notes	

# 14. Juva - practical range fore



CoF	Comstock - Medium	Points	120 p
Targets	12 paper, 4 no-shoot, Total 12 targets	Min rounds	24
Firearm	Pistol Caliber Carbine	Match-%	8.25%

Procedure	Starting position: Competitor sitting on chair, with the firearm in the ready condition, held in both hands, stock touching the competitor at hip level, barrel parallel to the ground, trigger guard downwards, muzzle pointing downrange with the fingers outside the trigger guard. Procedure: On the start signal, engage all targets from marked area A.
Starting position	
Firearm ready condition	Loaded - Option 1
Start on	Audible signal
Stop on	Last shot
Penalties	As per current edition of rules
Safety angles	L/R
Setup notes	