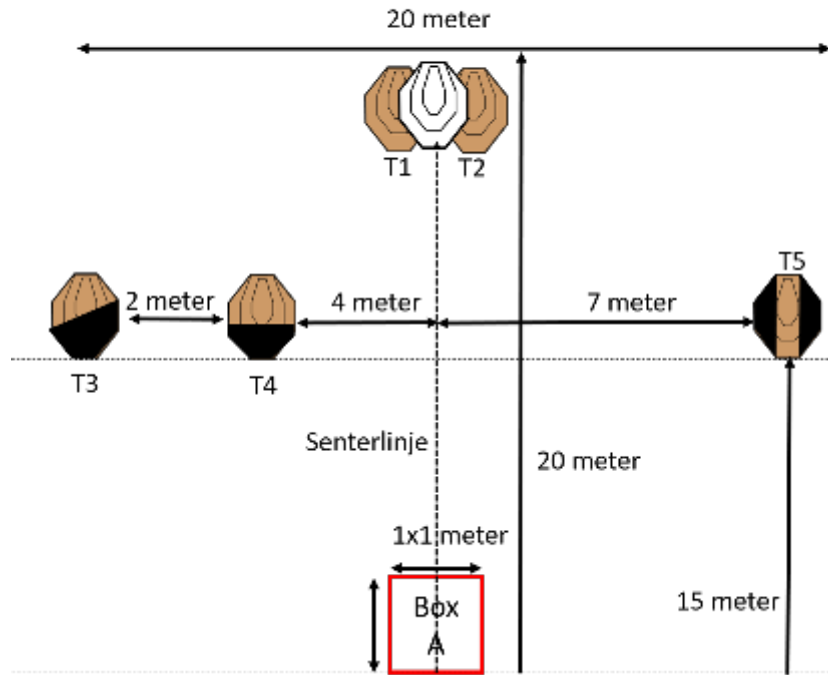


1.

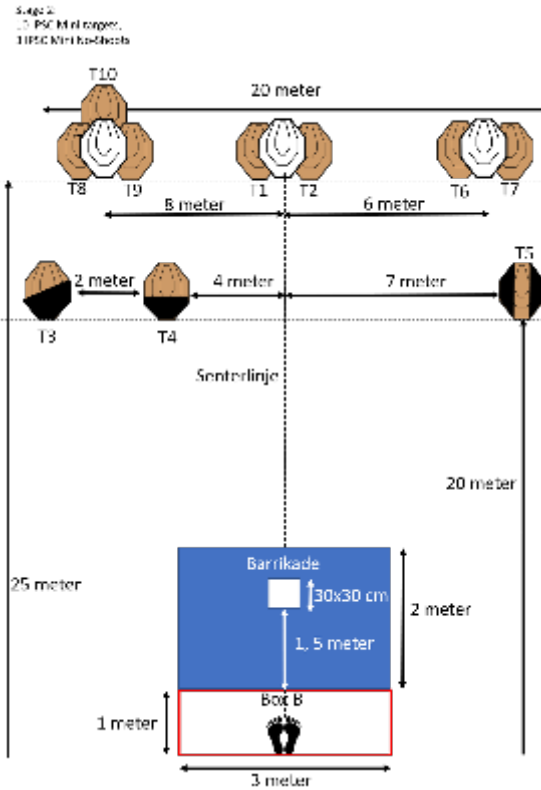
Stage 1:
5 IPSC Mini targets,
1 IPSC Mini No-Shoots



CoF	Comstock - Short	Points	50 p
Targets	5 paper, 1 no-shoot, Total 5 targets	Min rounds	10
Firearm	Rifle	Match-%	20.00%

Procedure	Standing in Box A, Engage all targets with one round each, then do a mandatory reload and engage all targets again with one round each. For manual action, engage all targets with one round each with a mandatory reload before last shot.
Starting position	
Firearm ready condition	Option1 - Loaded
Start on	Audible signal
Stop on	Last shot
Penalties	As per current edition of rules
Safety angles	L/R
Setup notes	Bygg Stage tre komplett og dekk til targets som ikke benyttes. Target T3, T4 og T5 plasseres på bakkenivå. Resterende Targets plasseres med nedkant av skivene 1 meter over bakken.

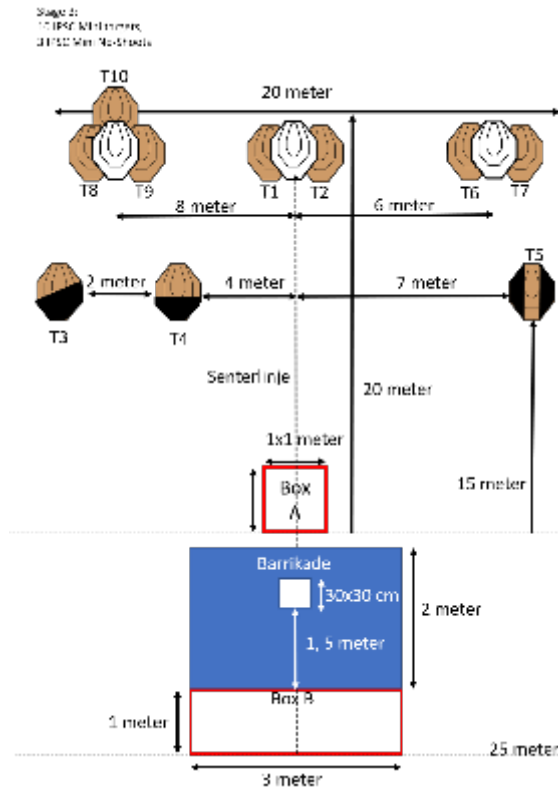
2.



CoF	Comstock - Medium	Points	100 p
Targets	10 paper, 3 no-shoot, Total 10 targets	Min rounds	20
Firearm	Rifle	Match-%	40.00%

Procedure	Engage target T1 and T2 through the port in the barricade. Engage target T3, T4, T8 and T9 from the left side of the barricade. Engage target T5, T6 and T7 from the right side of the barricade.
Starting position	Heels touching mark
Firearm ready condition	Option 1 - Loaded
Start on	Audible signal
Stop on	Last shot
Penalties	As per current edition of rules
Safety angles	L/R
Setup notes	Bygg Stage tre komplett og dekk til targets som ikke benyttes. Target T3, T4 og T5 plasseres på bakkenivå. Resterende Targets plasseres med nedkant av skivene 1 meter over bakken. Bygg faultlines slik at barrikaden kan benyttes som støtte.

3.



CoF	Comstock - Medium	Points	100 p
Targets	10 paper, 3 no-shoot, Total 10 targets	Min rounds	20
Firearm	Rifle	Match-%	40.00%

Procedure	Engage T1 and T2 through shooting port in barricade. Engage targets T3 to T5 from either side of the barricade. Engage targets T6, T7 and T8-T10 from Box A
Starting position	Box A or Box B
Firearm ready condition	Option 1 - Loaded
Start on	Audible signal
Stop on	Last shot
Penalties	As per current edition of rules
Safety angles	L/R
Setup notes	Bygg Stage tre komplett og dekk til targets som ikke benyttes. Target T3, T4 og T5 plasseres på bakkenivå. Resterende Targets plasseres med nedkant av skivene 1 meter over bakken. Bygg faultlines slik at barrikaden kan benyttes som støtte.