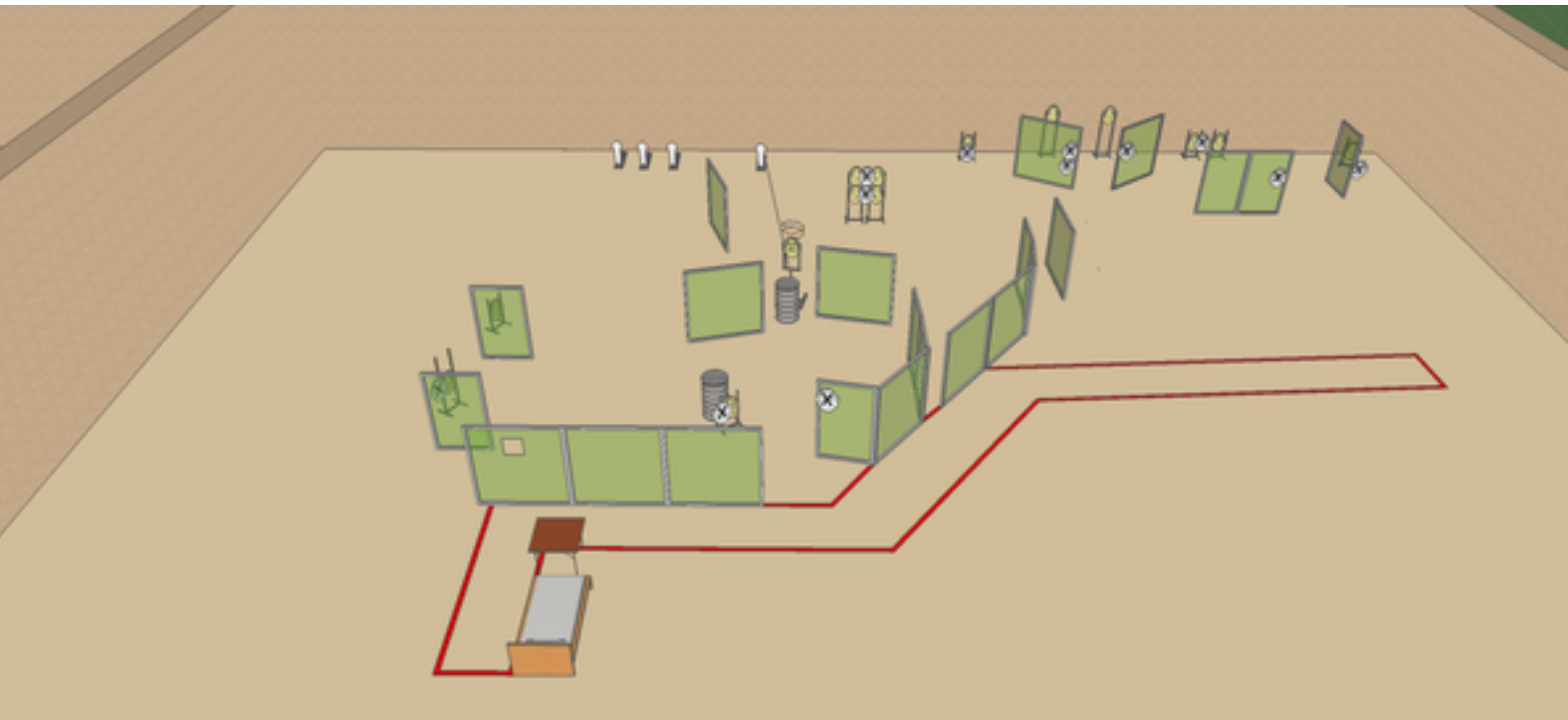


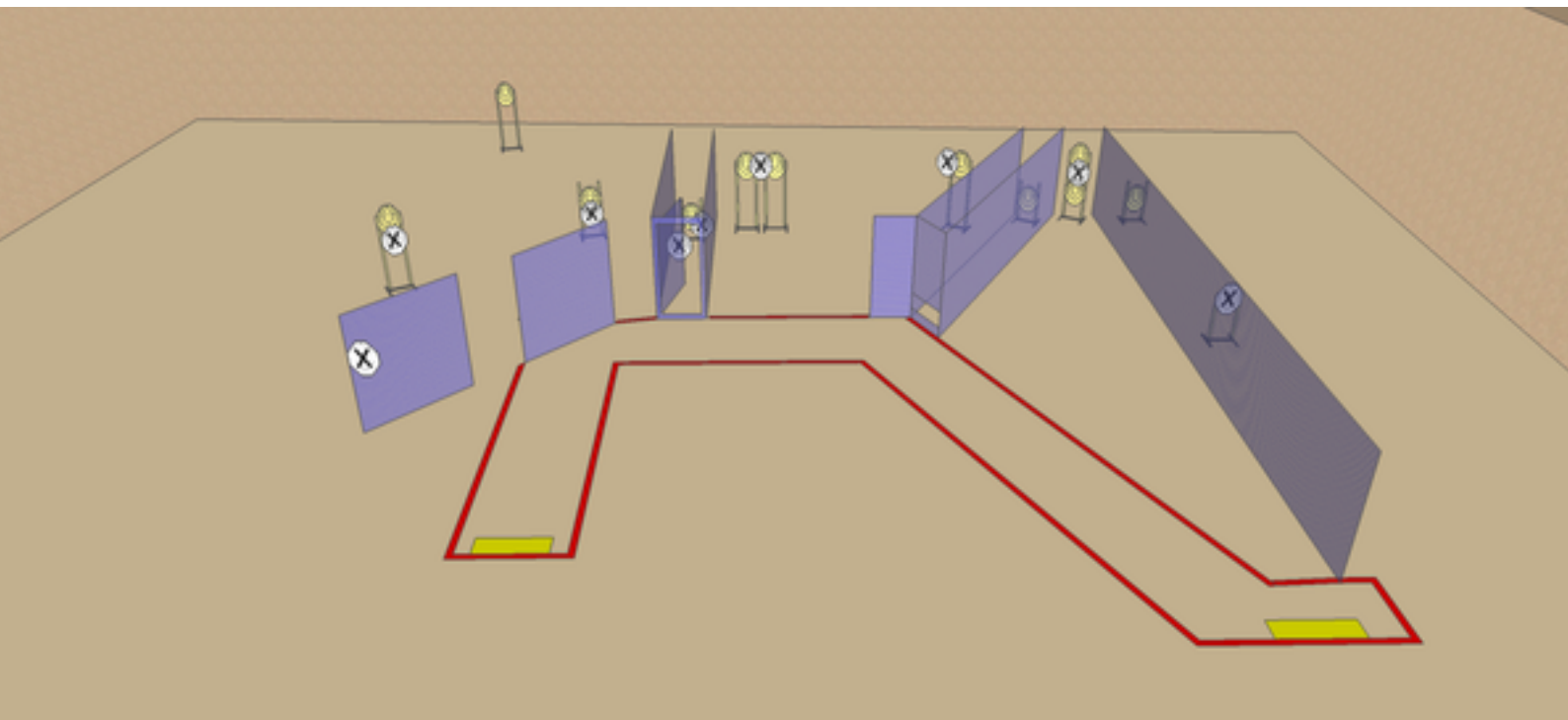
# 1. Far right



CoF	Comstock, Long course	Firearm	Handgun
Targets	13 paper, 1 disappearing/bonus, 4 popper, 12 no-shoot, Total 18 targets	Min rounds	30
Points	160 p	Match-%	20.51%

Procedure	The shooter lying on bed with feet towards shooting direction. On start signal engage targets as they become visible with in designated area. Popper far right triggers drop turner. Steel must fall completely to count as hits.
Start position	Gun unloaded on table muzzle pointing down range. slide forward, hammer down.
Firearm ready condition	
Start on	Audible signal
Stop on	Last shot
Penalties	As per current edition of rules
Safety angles	90 Left, 90 right and following
Setup notes	

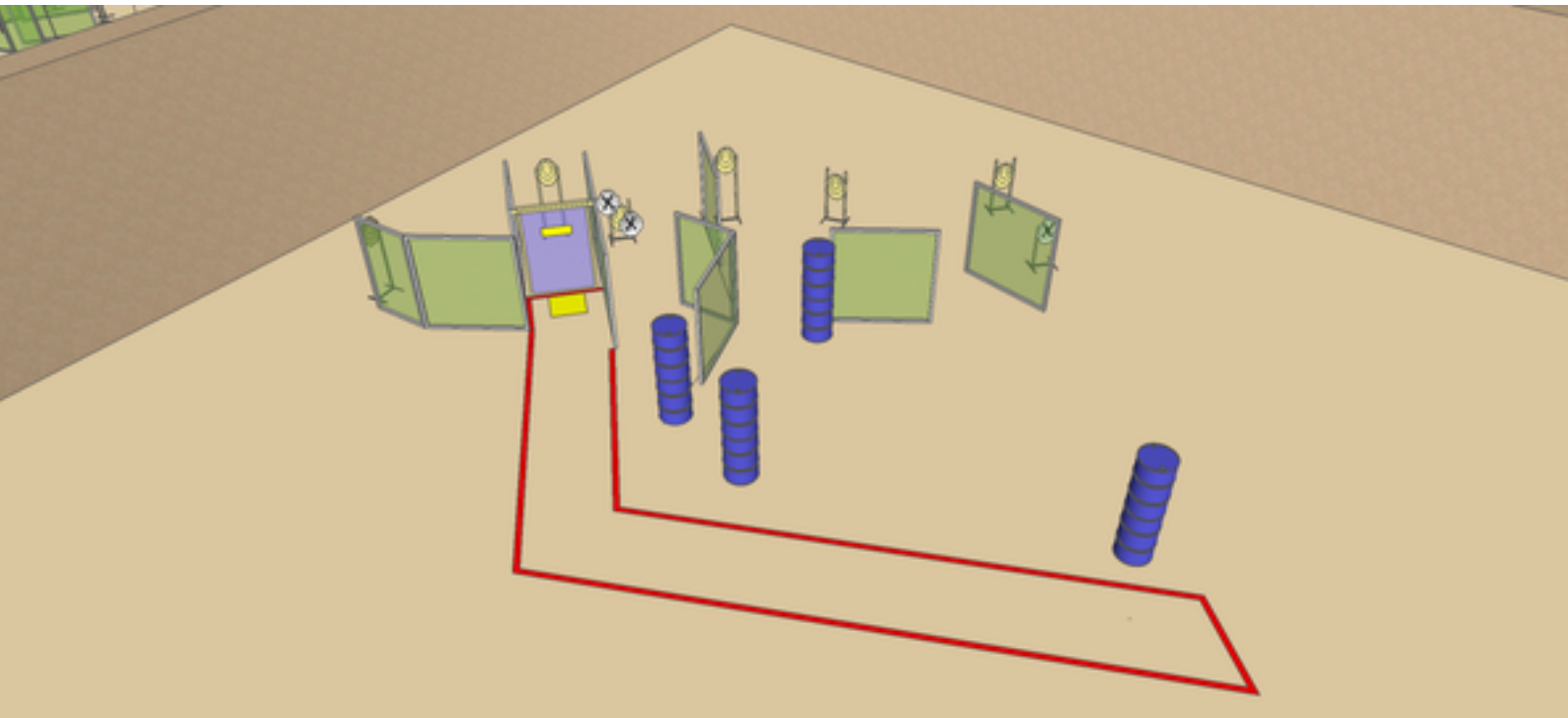
## 2. Right



CoF	Comstock, Medium course	Firearm	Handgun
Targets	11 paper, 9 no-shoot, Total 11 targets	Min rounds	22
Points	110 p	Match-%	14.10%

Procedure	standing relaxed, hands at side, in one of the two boxes of your choice. facing down range. On startsignal engage all targets as they become visible with in designated area.
Start position	Gun loaded & holstered
Firearm ready condition	
Start on	Audible signal
Stop on	Last shot
Penalties	As per current edition of rules
Safety angles	90 Left, 90 right and following
Setup notes	

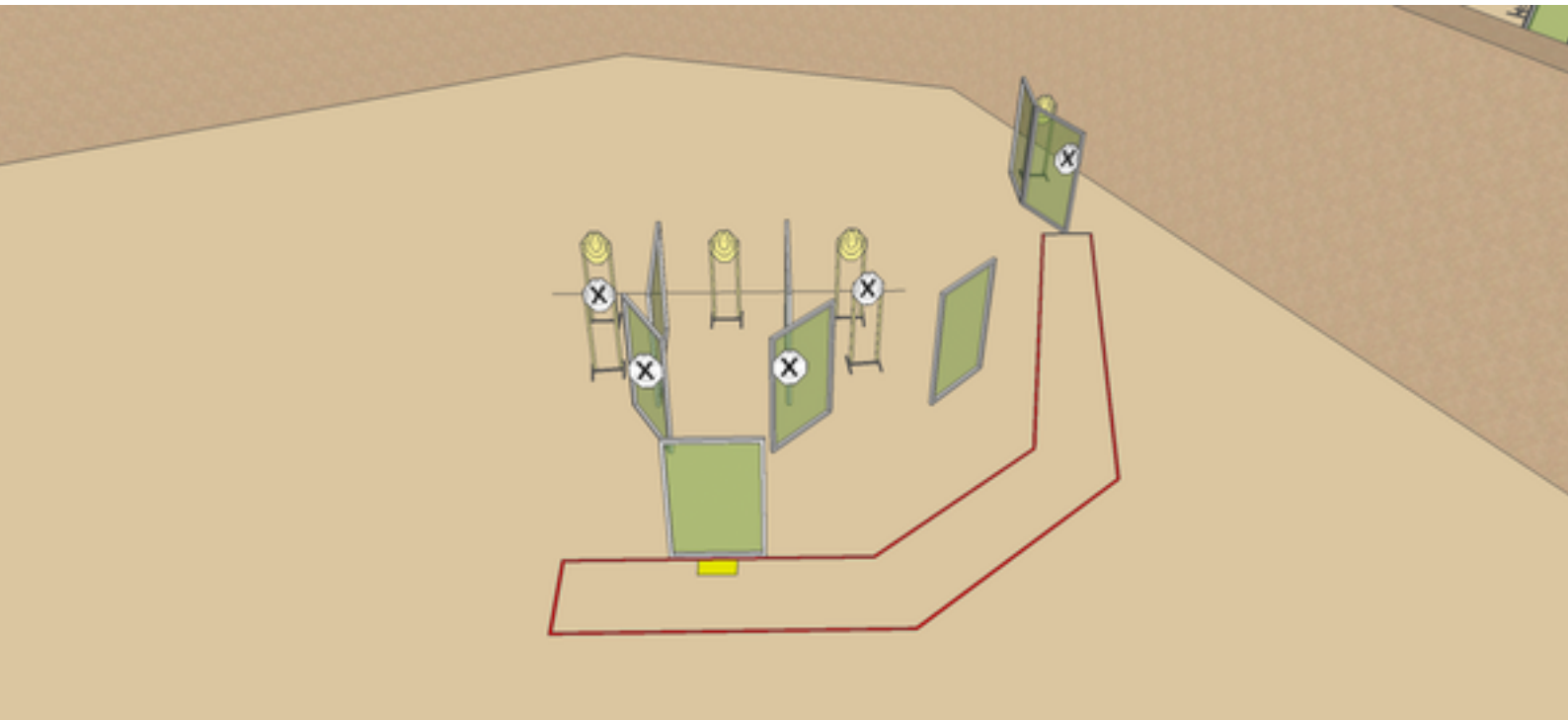
### 3. Middle right



CoF	Comstock, Short course	Firearm	Handgun
Targets	6 paper, 3 no-shoot, Total 6 targets	Min rounds	12
Points	60 p	Match-%	7.69%

Procedure	Standing in startbox hands on marking. On signal engage all targets as they become visible. Light push on door makes one of the targets visible.
Start position	Gun loaded & holstered
Firearm ready condition	
Start on	Audible signal
Stop on	Last shot
Penalties	As per current edition of rules
Safety angles	90 Left, 90 right and following
Setup notes	

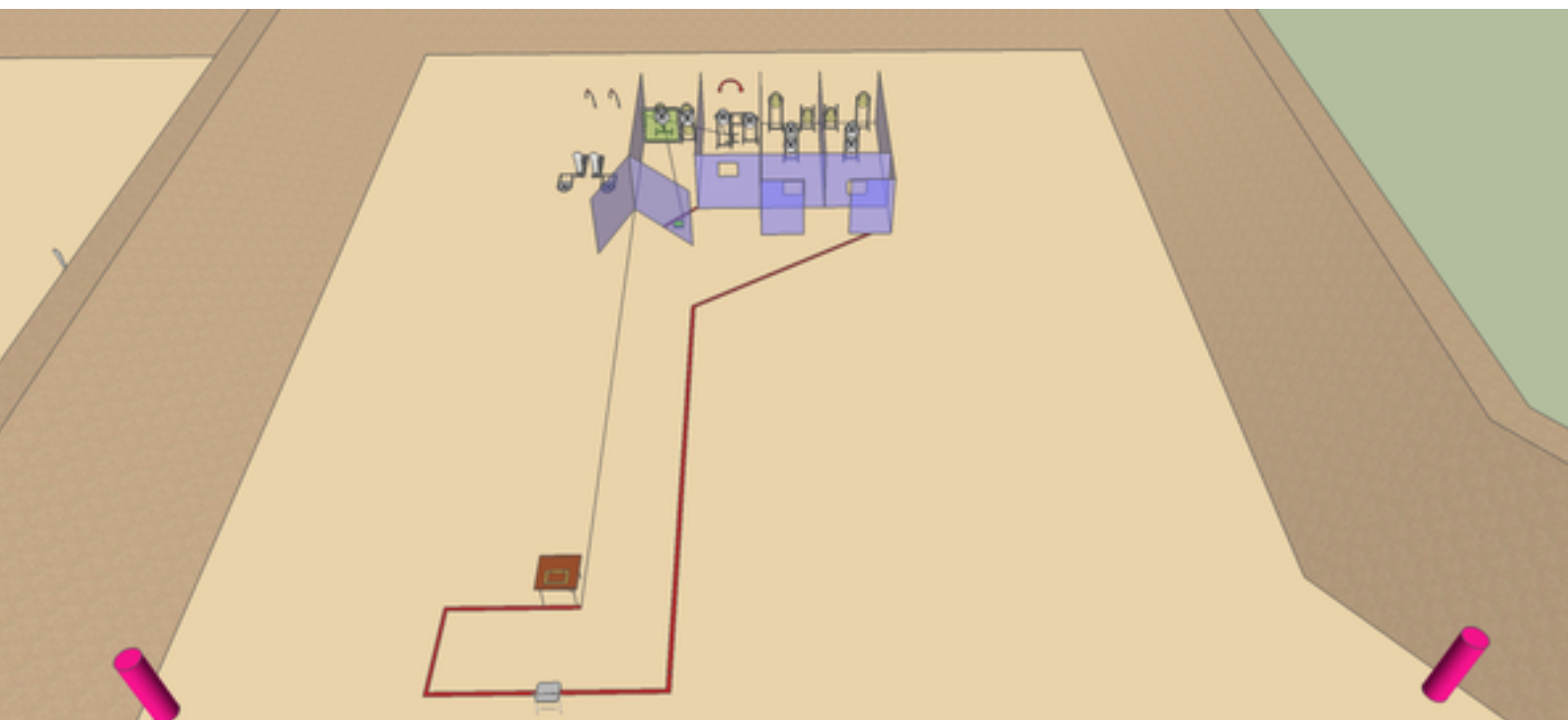
# 4. Middle



CoF	Comstock, Short course	Firearm	Handgun
Targets	4 paper, 5 no-shoot, Total 4 targets	Min rounds	8
Points	40 p	Match-%	5.13%

Procedure	Standing relaxed, feet on markings, hands at side, facing down range. on signal engage all targets as they become visible with in designated area.
Start position	Gun loaded & holstered
Firearm ready condition	
Start on	Audible signal
Stop on	Last shot
Penalties	As per current edition of rules
Safety angles	60 Left marker, 60 right marker
Setup notes	

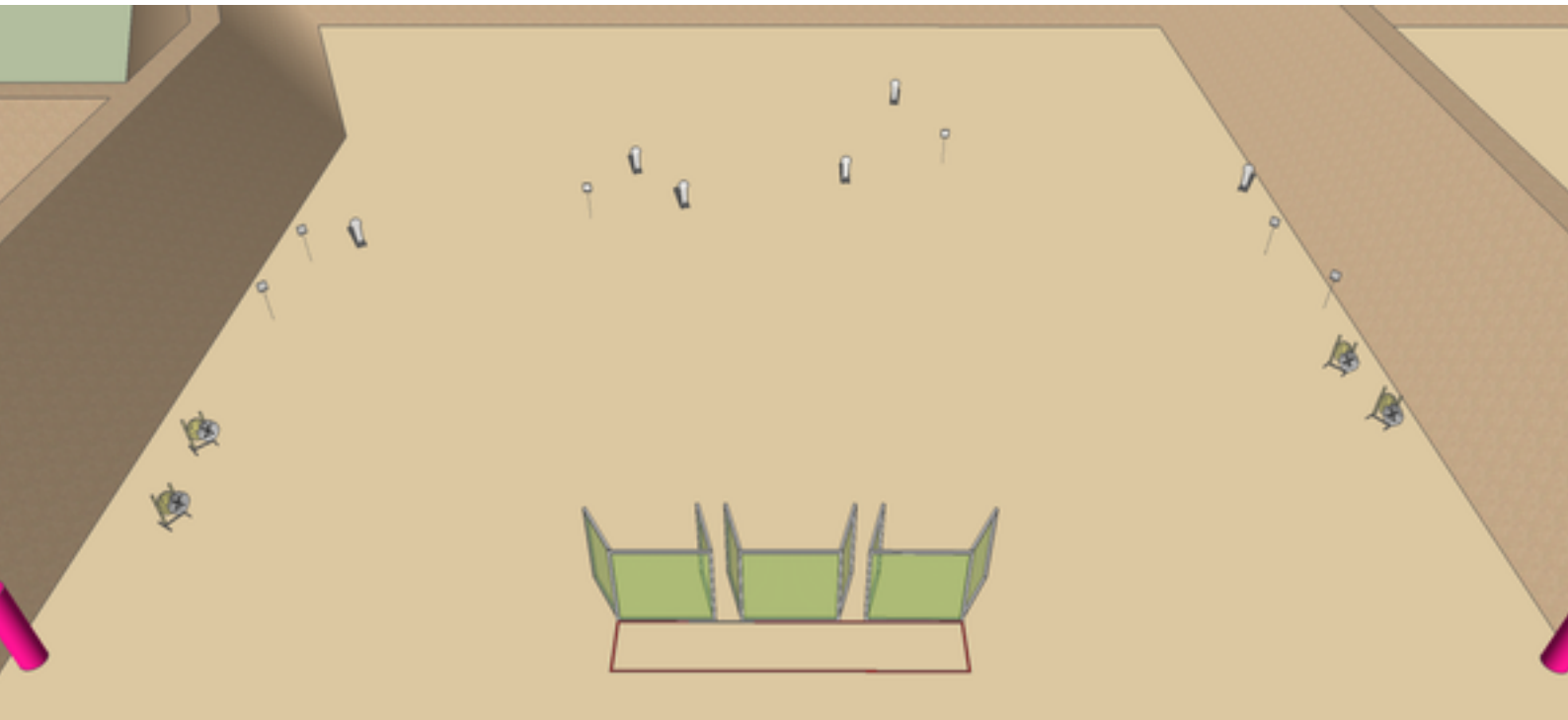
## 5. Middle left



CoF	Comstock, Medium course	Firearm	Handgun
Targets	9 paper, 1 disappearing/bonus, 2 popper, 8 no-shoot, Total 12 targets	Min rounds	22
Points	120 p	Match-%	15.38%

Procedure	Seating on chair, hands on knees. On signal engage all targets as they become visible with in designated area. Both popper triggers one paper target each. triggerplate on ground triggers both bobber and swinger target. Steel must fall completely to count as hits.
Start position	Gun unloaded on table muzzle pointing down range. slide forward, hammer down.
Firearm ready condition	
Start on	Audible signal
Stop on	Last shot
Penalties	As per current edition of rules
Safety angles	90 Left, 90 right and following
Setup notes	

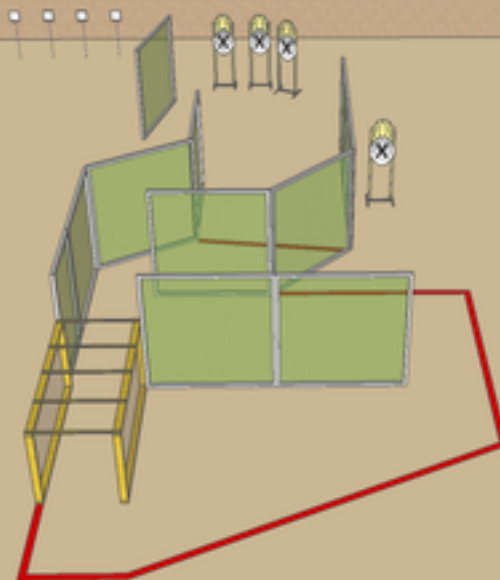
## 6. Left



CoF	Comstock, Medium course	Firearm	Handgun
Targets	4 paper, 6 popper, 6 plates, 4 no-shoot, Total 16 targets	Min rounds	20
Points	100 p	Match-%	12.82%

Procedure	Standing relaxed hands on marking. facing down range. On signal engage all targets as they become visible. Steel must fall completely to count as hits.
Start position	Gun unloaded holstered.
Firearm ready condition	
Start on	Audible signal
Stop on	Last shot
Penalties	As per current edition of rules
Safety angles	90 Left, 90 right and following
Setup notes	

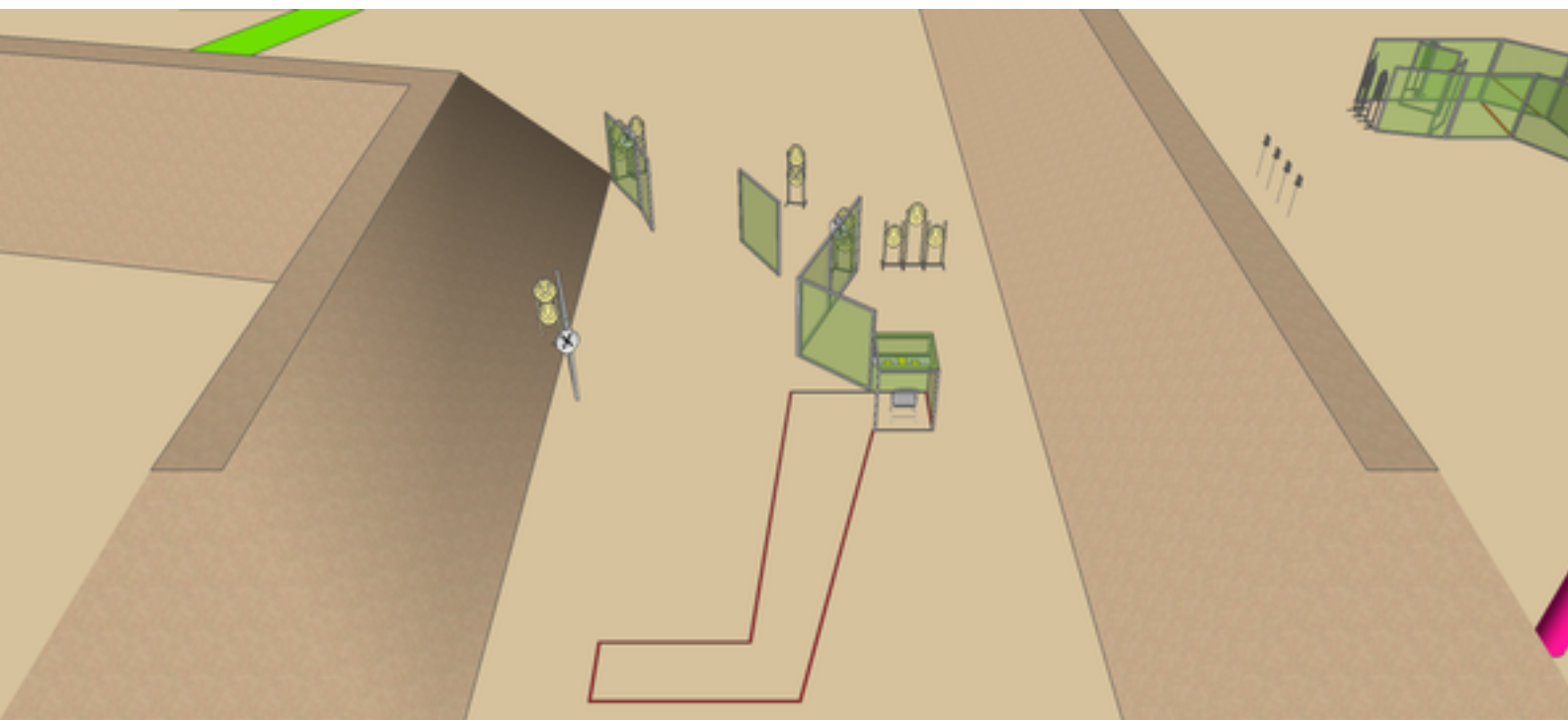
## 7. Left back



CoF	Comstock, Short course	Firearm	Handgun
Targets	4 paper, 4 plates, 4 no-shoot, Total 8 targets	Min rounds	12
Points	60 p	Match-%	7.69%

Procedure	Standing relaxed, hands at side facing down range, anywhere within designated area. Engage all targets as they become visible. Steel must fall completely to count as hits.
Start position	Gun loaded & holstered
Firearm ready condition	
Start on	Audible signal
Stop on	Last shot
Penalties	As per current edition of rules
Safety angles	45 Left marker, 60 right marker
Setup notes	Range officer!! watch the left safety angel for People walking to and from stage 7 to stage 8, and back.

## 8. Far left



CoF	Comstock, Long course	Firearm	Handgun
Targets	13 paper, 3 no-shoot, Total 13 targets	Min rounds	26
Points	130 p	Match-%	16.67%

Procedure	Sitting on the chair hands on marking. facing down range. On signal engage all targets as they become visible within designated area. Observe! the crossbeam when the shooter stepping out of chair further into the track.
Start position	Gun loaded on shelf pointing down range.
Firearm ready condition	
Start on	Audible signal
Stop on	Last shot
Penalties	As per current edition of rules
Safety angles	90 Left, 90 right and following
Setup notes	