

# 1. Ultimate Solar

STAGE NUMBER:	1	RANGE NUMBER:	1,2	<b>GOLDEN CITY</b> <small>SHOOTING CLUB</small>	Sponsored by: <b>ULTIMATE SOLAR</b>								
START POSITION:	<b>PISTOL:</b> Shooter starts anywhere in the demarcated area. <b>RIFLE:</b> Shooter starts anywhere in the demarcated area. Firearm option 1.												
STAGE PROCEDURE:	After the audible start signal engage targets.												
	32		14		0		4		2		0		2

CoF	Comstock - Long	Points	160 p
Targets	14 paper, 2 popper, 2 plates, 4 no-shoot, Total 18 targets	Min rounds	32
Firearm	Handgun	Match-%	29.91%

Procedure	After the audible signal, engage targets.
Starting position	Start anywhere in the designated area.
Firearm ready condition	
Start on	Audible signal
Stop on	Last shot
Penalties	As per current edition of rules
Safety angles	L/R
Setup notes	








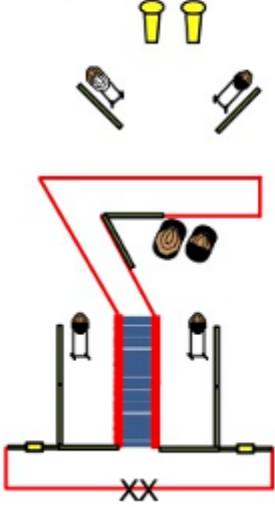
## 2. Spartan Arms

STAGE NUMBER:	2	RANGE NUMBER:	3	<b>GOLDEN CITY</b> <small>SHOOTING CLUB</small>	Sponsored by: <b>ZINIA INTERNERT</b>								
START POSITION:	<b>PISTOL:</b> Shooter starts both heels touching the mark as indicated.												
	<b>PCC:</b> Shooter starts both heels touching the mark as indicated. Firearm option 1.												
STAGE PROCEDURE:	After the audible start signal engage targets.												
	12		6		0		2		0		0		0
													

<b>CoF</b>	Comstock - Short	<b>Points</b>	60 p
<b>Targets</b>	6 paper, 2 no-shoot, Total 6 targets	<b>Min rounds</b>	12
<b>Firearm</b>	Handgun	<b>Match-%</b>	11.21%

<b>Procedure</b>	After the audible signal, engage all the targets.
<b>Starting position</b>	Shooters starts both heels touching the mark as indicated.
<b>Firearm ready condition</b>	
<b>Start on</b>	Audible signal
<b>Stop on</b>	Last shot
<b>Penalties</b>	As per current edition of rules
<b>Safety angles</b>	L/R
<b>Setup notes</b>	

### 3. Zinnia Internet

STAGE NUMBER:	3	RANGE NUMBER:	3	<b>GOLDEN CITY</b> <small>SHOOTING CLUB</small>	Sponsored by: <b>SPARTAN ARMS</b>								
START POSITION:	<b>PISTOL:</b> Shooter starts both heels touching the mark as indicated. <b>PCC:</b> Shooter starts both heels touching the mark as indicated. Firearm option 1.												
STAGE PROCEDURE:	After the audible start signal engage targets.												
	14		6		0		1		2		0		0
													

CoF	Comstock - Medium	Points	70 p
Targets	6 paper, 2 popper, 1 no-shoot, Total 8 targets	Min rounds	14
Firearm	Handgun	Match-%	13.08%

Procedure	After the audible signal, engage the targets.
Starting position	Shooter starts both heels touching the mark as indicated.
Firearm ready condition	
Start on	Audible signal
Stop on	Last shot
Penalties	As per current edition of rules
Safety angles	L/R
Setup notes	








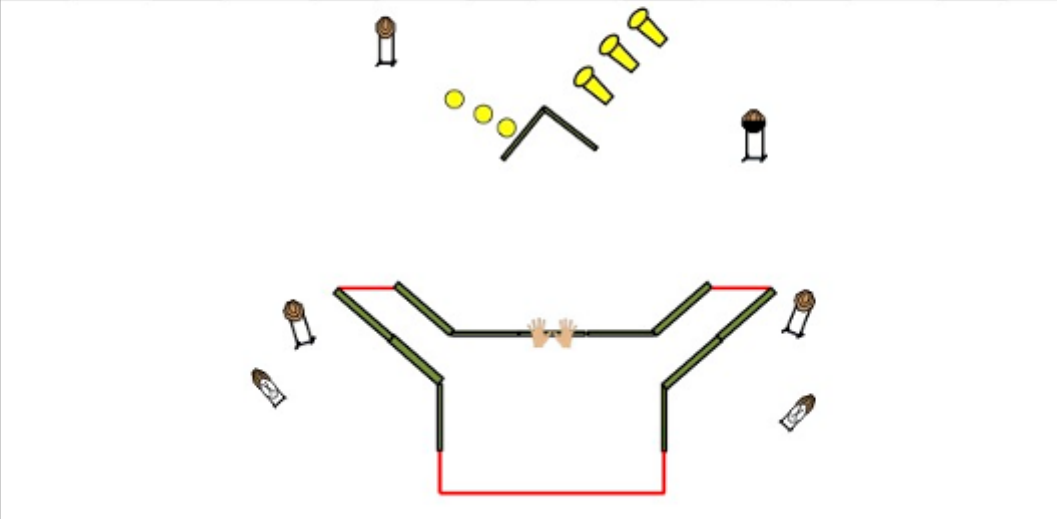
# 4. Golden City

STAGE NUMBER:	4	RANGE NUMBER:	4	<b>GOLDEN CITY</b> Sponsored by: Golden City									
START POSITION:	<b>PISTOL:</b> Shooter starts heels touching A or B. Magazine inserted, chamber empty <b>PCC:</b> Shooter starts heels touching A or B. Firearm option 2.												
STAGE PROCEDURE:	After the audible start signal engage targets.												
	22		11		0		2		0		0		0

CoF	Comstock - Medium	Points	110 p
Targets	11 paper, 2 no-shoot, Total 11 targets	Min rounds	22
Firearm	Handgun	Match-%	20.56%

Procedure	After the audible signal, engage the targets.
Starting position	Shooter start both heels touching the mark A or B as indicated.
Firearm ready condition	Firearm is loaded magazine inserted, chamber empty. PCC option 2.
Start on	Audible signal
Stop on	Last shot
Penalties	As per current edition of rules
Safety angles	L/R
Setup notes	

# 5. AD Tactical

STAGE NUMBER:	5	RANGE NUMBER:	5	<b>GOLDEN CITY</b>	Sponsored by: <b>AD TACTICAL</b>								
START POSITION:	<b>PISTOL:</b> Shooter starts both hands touching the mark as indicated. <b>PCC:</b> Shooter starts barrel touching the mark as indicated. Firearm option 1.												
STAGE PROCEDURE:	After the audible start signal engage targets.												
	18		6		0		2		3		0		3
													

CoF	Comstock - Medium	Points	90 p
Targets	6 paper, 3 popper, 3 plates, 2 no-shoot, Total 12 targets	Min rounds	18
Firearm	Handgun	Match-%	16.82%

Procedure	After the audible signature, engage the targets.
Starting position	Shooter starts both hands touching the mark as indicated. PCC barrel touching the mark as indicated.
Firearm ready condition	Chamber and mag well empty.
Start on	Audible signal
Stop on	Last shot
Penalties	As per current edition of rules
Safety angles	L/R
Setup notes	

# 6. Combination Coatings

STAGE NUMBER:	6	RANGE NUMBER:	6	<b>GOLDEN CITY</b> <small>www.thirdcove.com</small>	Sponsored by: <b>COMBINATION COATINGS</b>								
START POSITION:	<b>PISTOL:</b> Shooter starts anywhere in the designated area. <b>PCC:</b> Shooter starts anywhere in the designated area. Firearm option 1.												
STAGE PROCEDURE:	After the audible start signal engage targets.												
	9		2		0		0		5		0		0

CoF	Comstock - Short	Points	45 p
Targets	2 paper, 5 popper, Total 7 targets	Min rounds	9
Firearm	Handgun	Match-%	8.41%

Procedure	After the audible signal, engage all targets.
Starting position	Start anywhere in the designated area.
Firearm ready condition	
Start on	Audible signal
Stop on	Last shot
Penalties	As per current edition of rules
Safety angles	L/R
Setup notes	