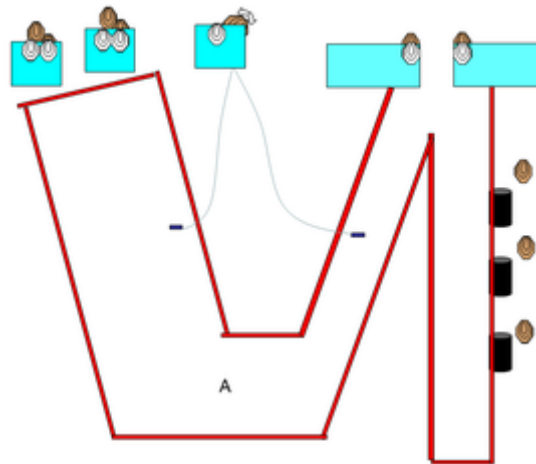


1. Stage number 1

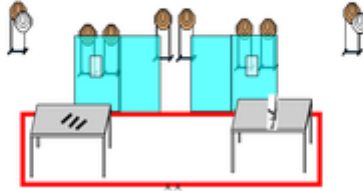


Stage number: 1
 Location: Granbo 1
 Targets: 10 IPSC + NS
 Distance: 1-40 meter
 Min. rounds/Max. points: 20/100
 Start position: Standing relaxed anywhere in area A
 The rifle ready condition: Option 1.
 Time starts: Audible signal
 Procedure: On signal engage targets as they become visible inside designated area.

CoF	Comstock - Medium	Points	100 p
Targets	10 paper, Total 10 targets	Min rounds	20
Firearm	Rifle	Match-%	9.35%

Procedure	On signal engage targets as they become visible inside designated area.
Starting position	Option 1
Firearm ready condition	
Start on	Audible signal
Stop on	Last shot
Penalties	As per current edition of rules
Safety angles	L/R
Setup notes	

2. Stage Number 2

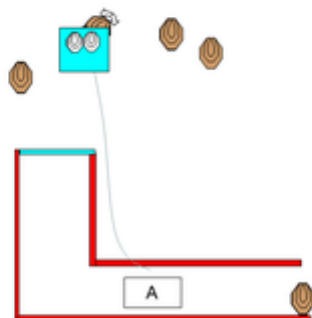


Stage number: 2
 Location: Granbo
 Targets: 8 IPSC, + NS
 Distance: 5-30 meter
 Min. rounds/Max. points: 16/80
 Start position: Standing with heels on a-marks
 The rifle ready condition; Option 3, rifle on table and all magazines on the other table.
 Time starts: Audible signal
 Procedure: On signal engage targets as they become visible inside designated area.

CoF	Comstock - Medium	Points	80 p
Targets	8 paper, Total 8 targets	Min rounds	16
Firearm	Rifle	Match-%	7.48%

Procedure	On signal engage targets as they become visible inside designated area.
Starting position	Option 3, rifle on table and all magazines on the other table, Standing with heels on a-marks
Firearm ready condition	
Start on	Audible signal
Stop on	Last shot
Penalties	As per current edition of rules
Safety angles	L/R
Setup notes	

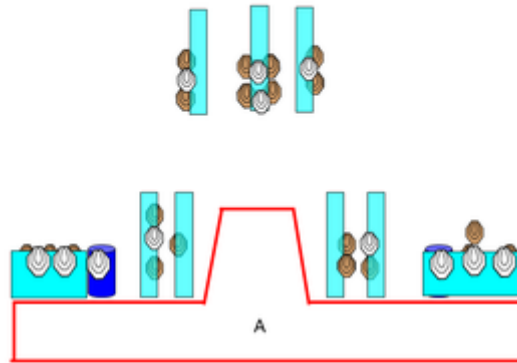
3. Stage number 3



Stage number: 3
Location: Granbo
Targets: 5 IPSC + NS
Distance: 3-30 meter
Min. rounds/Max. points: 10/50
Start position: Standing in area A while holding the release wire of swinger.
The rifle ready condition; Option 2
Time starts: Audible signal
Procedure: On signal engage targets as they become visible inside designated area.

CoF	Comstock - Short	Points	50 p
Targets	5 paper, Total 5 targets	Min rounds	10
Firearm	Rifle	Match-%	4.67%
Procedure	On signal engage targets as they become visible inside designated area.		
Starting position	Standing In area A while holding the release wire of swinger. The rifle ready condition; Option 2		
Firearm ready condition			
Start on	Audible signal		
Stop on	Last shot		
Penalties	As per current edition of rules		
Safety angles	L/R		
Setup notes			

4. Stage number 4

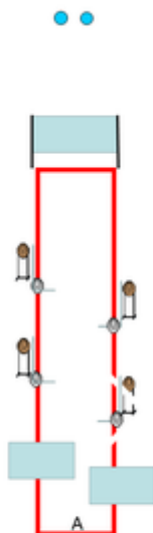


Stage number: 4
 Location: Granbo
 Targets: 20 IPSC, + NS
 Distance: 2-60 meter
 Min. rounds/Max. points: 40/200
 Start position: Standing relaxed in area A.
 The Rifle ready condition: Option 1.
 Time starts: Audible signal
 Procedure: On signal engage targets as they become visible inside designated area.

CoF	Comstock - Long	Points	200 p
Targets	20 paper, Total 20 targets	Min rounds	40
Firearm	Rifle	Match-%	18.69%

Procedure	On signal engage targets as they become visible inside designated area.
Starting position	Standing relaxed in area A. The Rifle ready condition: Option 1.
Firearm ready condition	
Start on	Audible signal
Stop on	Last shot
Penalties	As per current edition of rules
Safety angles	L/R
Setup notes	

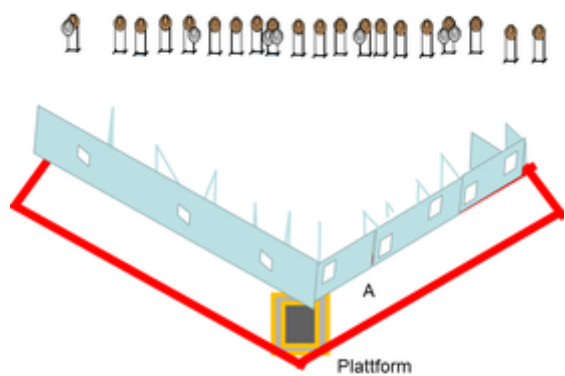
5. Stage number 5



Stage number: 5
Location: Skytte C, vägen.
Targets: 4 ipsc 2 plates some N3
Distance: 5 meter – 200 meter
Min. rounds/Max. points: 10/50
Start position: Standing relaxed heels touching marks at A.
The Rifle ready condition: Option 1.
Time starts: Audible signal
Procedure: On signal engage targets as they become visible inside designated area.

CoF	Comstock - Short	Points	50 p
Targets	4 paper, 2 plates, Total 6 targets	Min rounds	10
Firearm	Rifle	Match-%	4.67%
Procedure	On signal engage targets as they become visible inside designated area.		
Starting position	Standing relaxed heels touching marks at A. The Rifle ready condition: Option 1.		
Firearm ready condition			
Start on	Audible signal		
Stop on	Last shot		
Penalties	As per current edition of rules		
Safety angles	L/R		
Setup notes			

6. Stage number 6

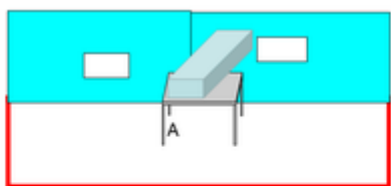


Stage number: 6
Location: Skytte C Range 1
Targets: 20 ipac some NS
Distance: 40 meter – 60 meter
Min. rounds/Max. points: 40/200
Start position: Standing relaxed anywhere in area A.
The rifle ready condition: Option 1.
Time starts: Audible signal
Procedure: On signal engage targets as they become visible inside designated area.

CoF	Comstock - Long	Points	200 p
Targets	20 paper, Total 20 targets	Min rounds	40
Firearm	Rifle	Match-%	18.69%

Procedure	On signal engage targets as they become visible inside designated area.
Starting position	Standing relaxed anywhere in area A. The rifle ready condition: Option 1.
Firearm ready condition	
Start on	Audible signal
Stop on	Last shot
Penalties	As per current edition of rules
Safety angles	L/R
Setup notes	

7. Stage number 7

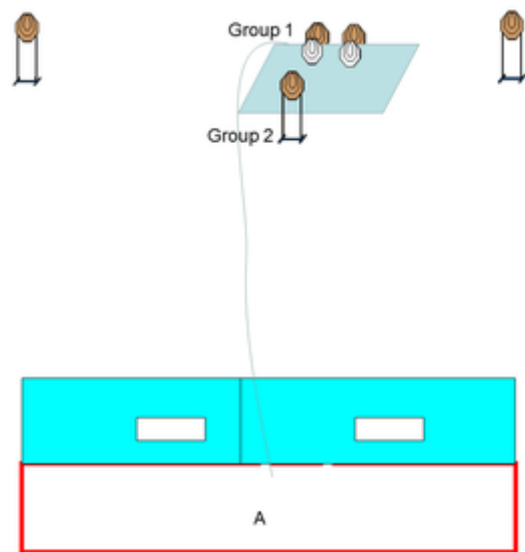


Stage number: 7
Location: Skytte C Range 2 Left
Targets: 5 ipsc some N5
Distance: 300 meter
Min. rounds/Max. points: 10/50
Start position: Standing anywhere in area A, Rifle in box. Lid placed on box
The rifle ready condition: Option 2
Time starts: Audible signal
Procedure: On signal engage targets as they become visible inside designated area.

CoF	Comstock - Short	Points	50 p
Targets	5 paper, Total 5 targets	Min rounds	10
Firearm	Rifle	Match-%	4.67%

Procedure	On signal engage targets as they become visible inside designated area.
Starting position	Standing anywhere in area A, Rifle in box. Lid placed on box, The rifle ready condition: Option 2
Firearm ready condition	
Start on	Audible signal
Stop on	Last shot
Penalties	As per current edition of rules
Safety angles	L/R
Setup notes	

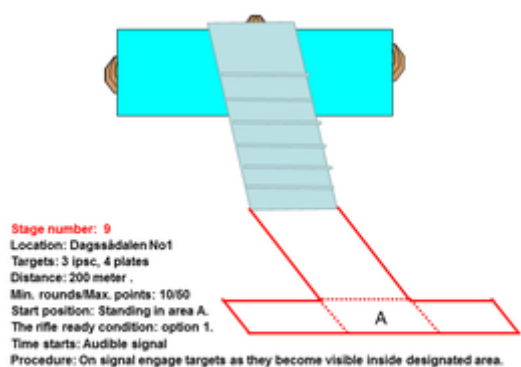
8. Stage number 8



Stage number: 8
Location: Skytte C, Range 2 Right.
Targets: 5 ipsc some NS.
Distance: 300 meter.
Min. rounds/Max. points: 10/50
Start position: Standing anywhere in area A.
The rifle ready condition: option 1.
Time starts: Audible signal
Procedure: Group two will be visible on start signal. When pulling rope, group Two will be hidden and group one will be showed. Engage targets as they become visible inside designated area.

CoF	Comstock - Short	Points	50 p
Targets	5 paper, Total 5 targets	Min rounds	10
Firearm	Rifle	Match-%	4.67%
Procedure	Group two will be visible on start signal. When pulling rope, group Two will be hidden and group one will be showed. Engage targets as they become visible inside designated area.		
Starting position	Standing anywhere in area A. The rifle ready condition: option 1.		
Firearm ready condition			
Start on	Audible signal		
Stop on	Last shot		
Penalties	As per current edition of rules		
Safety angles	L/R		
Setup notes			

9. Stage number 9



CoF	Comstock - Short	Points	50 p
Targets	3 paper, 4 plates, Total 7 targets	Min rounds	10
Firearm	Rifle	Match-%	4.67%
Procedure	On signal engage targets as they become visible inside designated area.		
Starting position	Standing in area A. The rifle ready condition: option 1.		
Firearm ready condition			
Start on	Audible signal		
Stop on	Last shot		
Penalties	As per current edition of rules		
Safety angles	L/R		
Setup notes			

10. Stage number 10

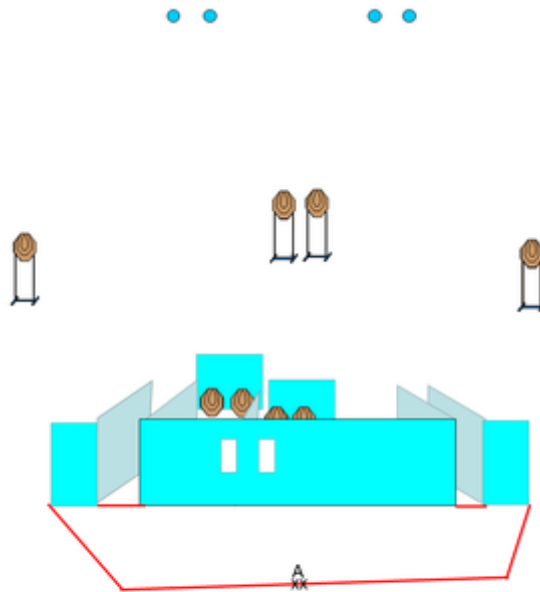


Stage number: 10
 Location: Dagsskålen No4
 Targets: 5 ipsc, 8 plates
 Distance: 150 meter .
 Min. rounds/Max. points: 18/90
 Start position: Standing anywhere in area A.
 The rifle ready condition: option 3. Barrel at mark.
 Time starts: Audible signal
 Procedure: On signal engage targets as they become visible inside designated area.

CoF	Comstock - Medium	Points	90 p
Targets	5 paper, 8 plates, Total 13 targets	Min rounds	18
Firearm	Rifle	Match-%	8.41%

Procedure	On signal engage targets as they become visible inside designated area.
Starting position	Standing anywhere in area A. The rifle ready condition: option 3. Barrel at mark.
Firearm ready condition	
Start on	Audible signal
Stop on	Last shot
Penalties	As per current edition of rules
Safety angles	L/R
Setup notes	

11. Stage number 11

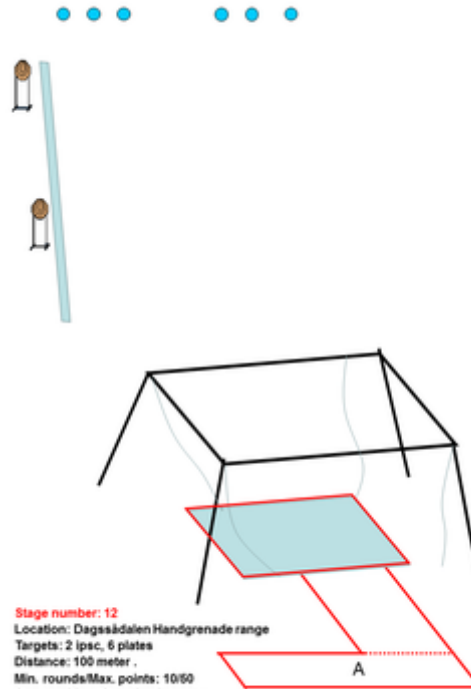


Stage number: 11
 Location: Dagsåsdalen No5
 Targets: 8 ipsc, 4 plates
 Distance: 3-150 meter .
 Min. rounds/Max. points: 20/100
 Start position: Standing anywhere in area A.
 The rifle ready condition: option 1
 Time starts: Audible signal
 Procedure: On signal engage targets as they become visible inside designated area.

CoF	Comstock - Medium	Points	100 p
Targets	8 paper, 4 plates, Total 12 targets	Min rounds	20
Firearm	Rifle	Match-%	9.35%

Procedure	On signal engage targets as they become visible inside designated area.
Starting position	Standing anywhere in area A. The rifle ready condition: option 1.
Firearm ready condition	
Start on	Audible signal
Stop on	Last shot
Penalties	As per current edition of rules
Safety angles	L/R
Setup notes	

12. Stage number 12



Stage number: 12
 Location: Dagsåsdalen Handgrenade range
 Targets: 2 ipsc, 6 plates
 Distance: 100 meter
 Min. rounds/Max. points: 10/60
 Start position: Standing in area A.
 The rifle ready condition: option 1.
 Time starts: Audible signal
 Procedure: On signal engage targets as they become visible inside designated area.

CoF	Comstock - Short	Points	50 p
Targets	2 paper, 6 plates, Total 8 targets	Min rounds	10
Firearm	Rifle	Match-%	4.67%

Procedure	On signal engage targets as they become visible inside designated area.
Starting position	Standing in area A. The rifle ready condition: option 1.
Firearm ready condition	
Start on	Audible signal
Stop on	Last shot
Penalties	As per current edition of rules
Safety angles	L/R
Setup notes	