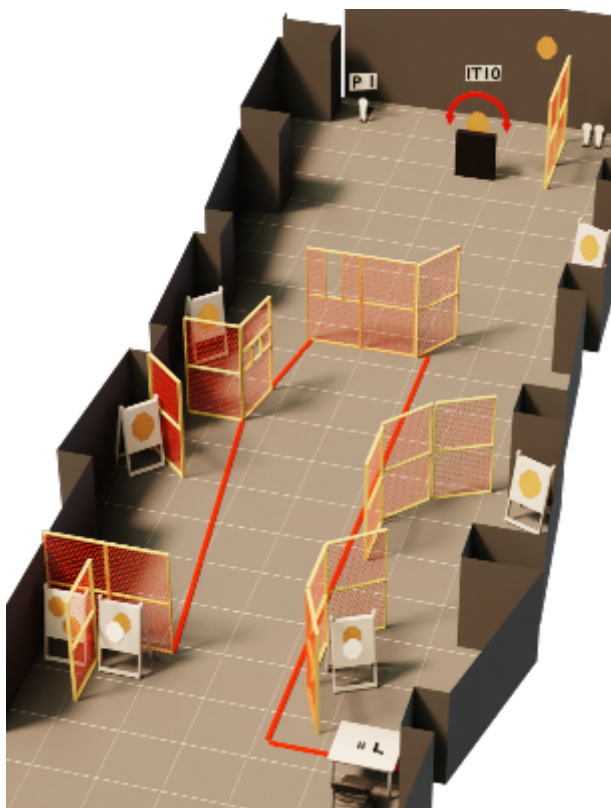


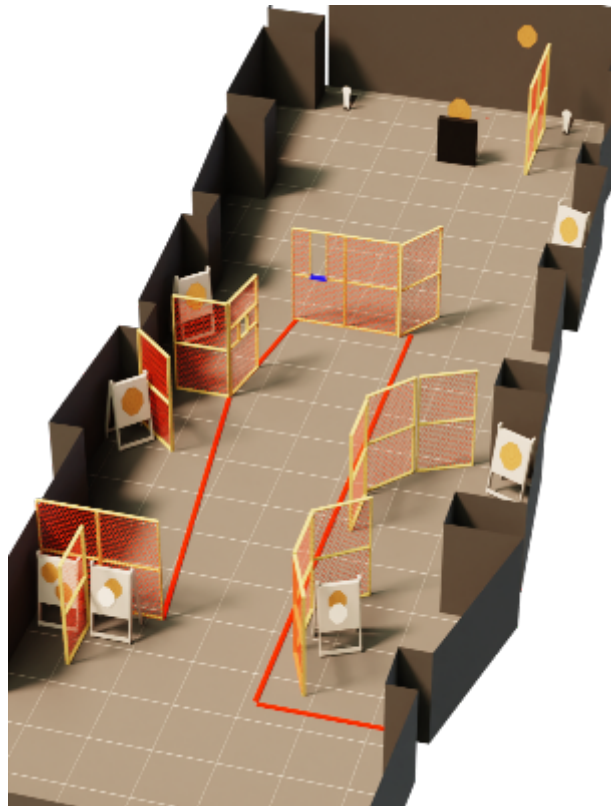
1. Tåsen bane 1 - Medium



CoF	Comstock - Medium	Points	115 p
Targets	10 paper, 3 popper, 2 no-shoot, Total 13 targets	Min rounds	23
Firearm	Handgun	Match-%	11.22%

Procedure	On Signal Engage all Targets. Popper P1 activates moving target IT10. The target will remain visible at rest.
Starting position	Sitting on chair, all magazines to be used lying on table
Firearm ready condition	Lying on table, Chamber and magwell empty
Start on	Audible signal
Stop on	Last shot
Penalties	As per current edition of rules
Safety angles	90° left and right
Setup notes	

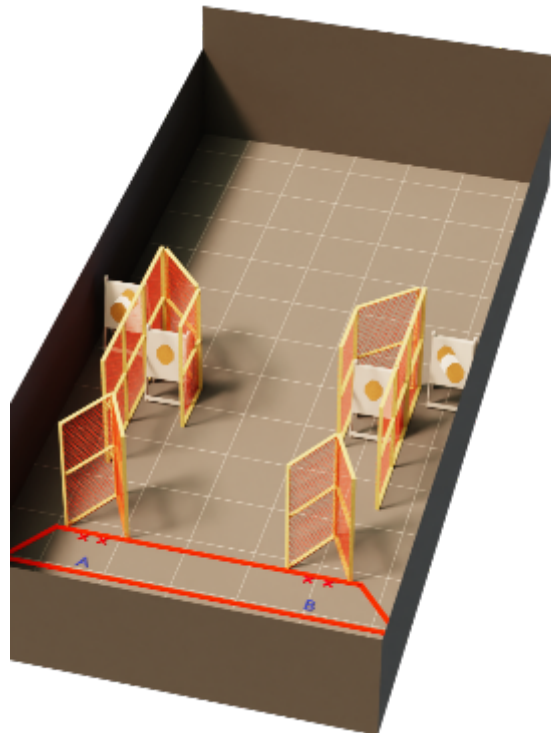
2. Tåsen bane 1 - Short



CoF	Comstock - Short	Points	60 p
Targets	10 paper, 2 popper, 2 no-shoot, Total 12 targets	Min rounds	12
Firearm	Handgun	Match-%	5.85%

Procedure	On Signal Engage all Targets (one round each)
Starting position	Hands touching hatch (blue mark) as demonstrated by RO.
Firearm ready condition	Loaded and holstered
Start on	Audible signal
Stop on	Last shot
Penalties	As per current edition of rules
Safety angles	90° left and right
Setup notes	På høre side skal høyre popper ligge nede.

3. Tåsen bane 2 - Short



CoF	Comstock - Short	Points	60 p
Targets	6 paper, 2 no-shoot, Total 6 targets	Min rounds	12
Firearm	Handgun	Match-%	5.85%

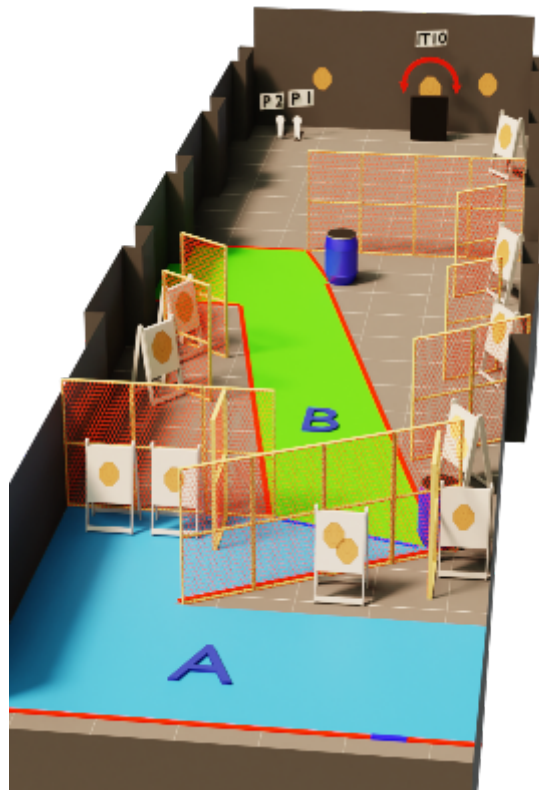
Procedure	On Signal Engage all Targets.
Starting position	Toes touching red mark A or B as demonstrated by RO
Firearm ready condition	Chamber and magwell empty - Holstered
Start on	Audible signal
Stop on	Last shot
Penalties	As per current edition of rules
Safety angles	90° left and right
Setup notes	

5. Tåsen bane 3 - Long

For Crew:
Alle kulefangere er merket med stagenummer 5 eller 5+6.

Alle kulefangere som KUN har 5 skrevet nederst til høyre på kulefangeren, skal IKKE være med på Short.

Dette gjelder også "targets" bak på vegg, de skjules med å flytte de hvite pappskivene over de to pappskivene på vegg.



CoF	Comstock - Long	Points	160 p
Targets	15 paper, 2 popper, Total 17 targets	Min rounds	32
Firearm	Handgun	Match-%	15.61%

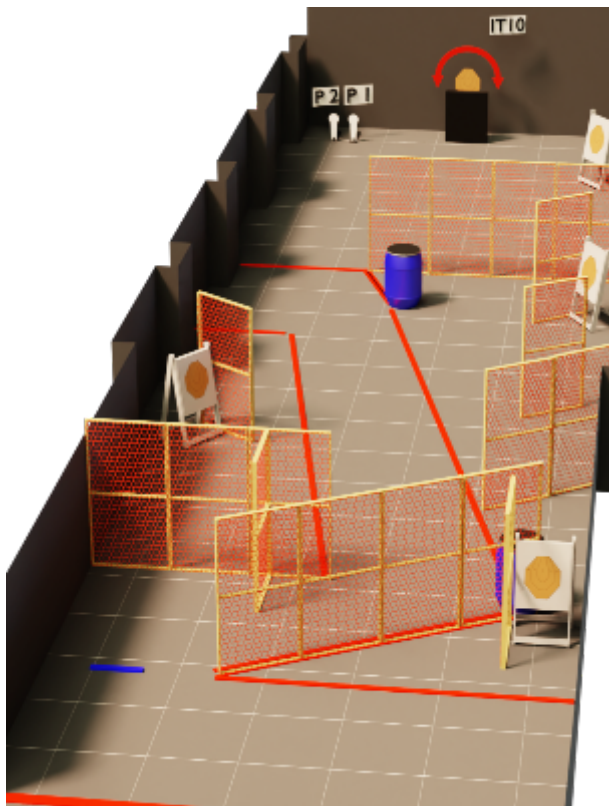
Procedure	On signal, engage targets based on position: A=Freestyle, B=Weak hand. Popper P1 or P2 activates moving target IT10. Moving target will remain visible at rest.
Starting position	Heels touching blue marks as demonstrated by RO.
Firearm ready condition	Loaded and holstered
Start on	Audible signal
Stop on	Last shot
Penalties	As per current edition of rules
Safety angles	90° left and right
Setup notes	Startposisjon er blått merke på faultline (bak kulefanger 1 og 2)

6. Tåsen bane 3 - Short

For Crew:
Alle kulefangere er merket med stagenummer 5 eller 5+6.

Alle kulefangere som KUN har 5 skrevet nederst til høyre på kulefangeren, skal IKKE være med på Short.

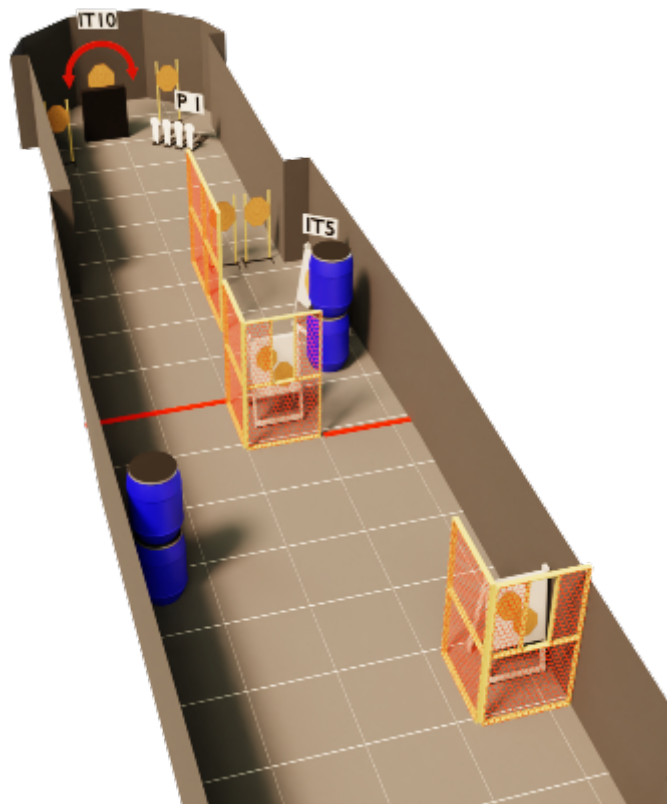
Dette gjelder også "targets" bak på vegg, de skjules med å flytte de hvite pappskivene over de to pappskivene på vegg.



CoF	Comstock - Short	Points	60 p
Targets	5 paper, 2 popper, Total 7 targets	Min rounds	12
Firearm	Handgun	Match-%	5.85%

Procedure	On Signal Engage all Targets. Popper P1 or P2 activates moving target IT5. The moving target will remain visible at rest.
Starting position	Heels touching blue marks as demonstrated by RO
Firearm ready condition	Loaded and holstered
Start on	Audible signal
Stop on	Last shot
Penalties	As per current edition of rules
Safety angles	90° left and right
Setup notes	Startposisjon er blått merke i gulv til venstre for kulefanger 1.

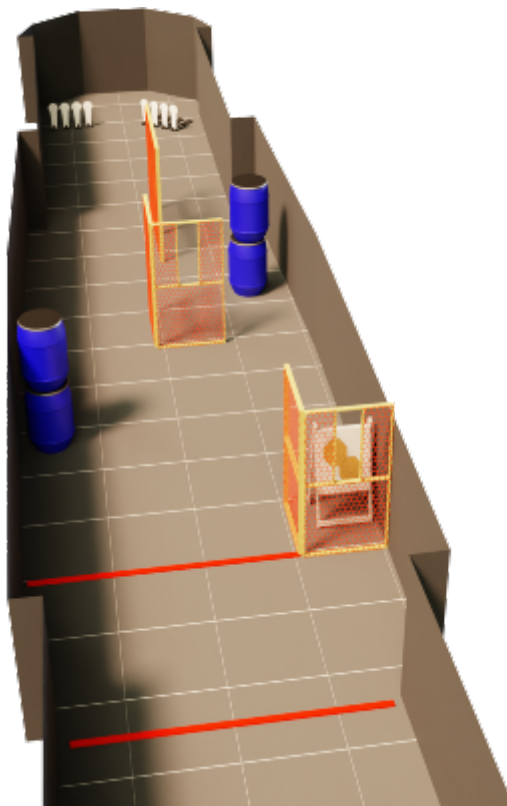
7. St.Hanshaugen Bane 1 - Medium



CoF	Comstock - Medium	Points	120 p
Targets	10 paper, 4 popper, Total 14 targets	Min rounds	24
Firearm	Handgun	Match-%	11.71%

Procedure	On Signal Engage all Targets. Popper P1 activates moving target IT10. Moving targets will remain visible at rest.
Starting position	Anywhere within the demarcated area
Firearm ready condition	Loaded and holstered
Start on	Audible signal
Stop on	Last shot
Penalties	As per current edition of rules
Safety angles	90° left and right
Setup notes	Minipoppere legges ned og fault line taes vekk

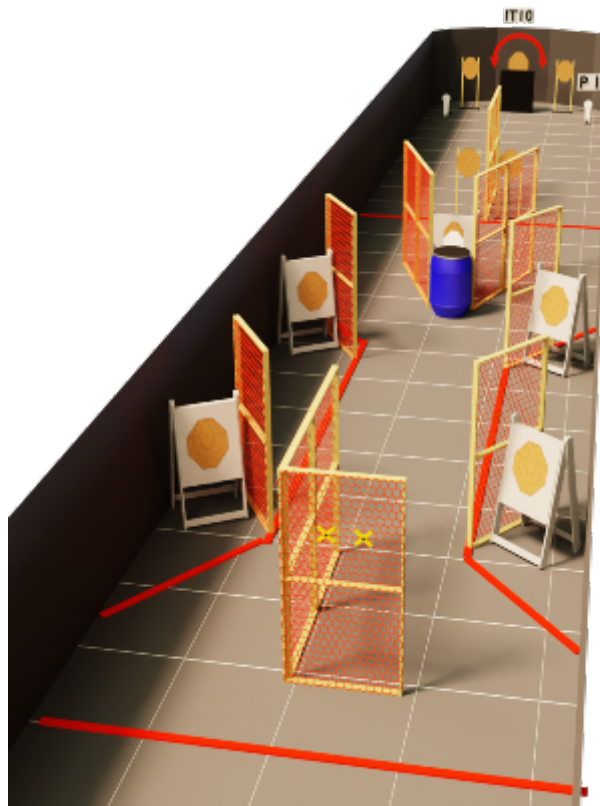
8. St.Hanshaugen Bane 1 - Short



CoF	Comstock - Short	Points	60 p
Targets	2 paper, 8 popper, Total 10 targets	Min rounds	12
Firearm	Handgun	Match-%	5.85%

Procedure	On Signal Engage all Targets.
Starting position	Anywhere within the demarcated area
Firearm ready condition	Loaded and holstered
Start on	Audible signal
Stop on	Last shot
Penalties	As per current edition of rules
Safety angles	90° left and right
Setup notes	Fault line legges ned

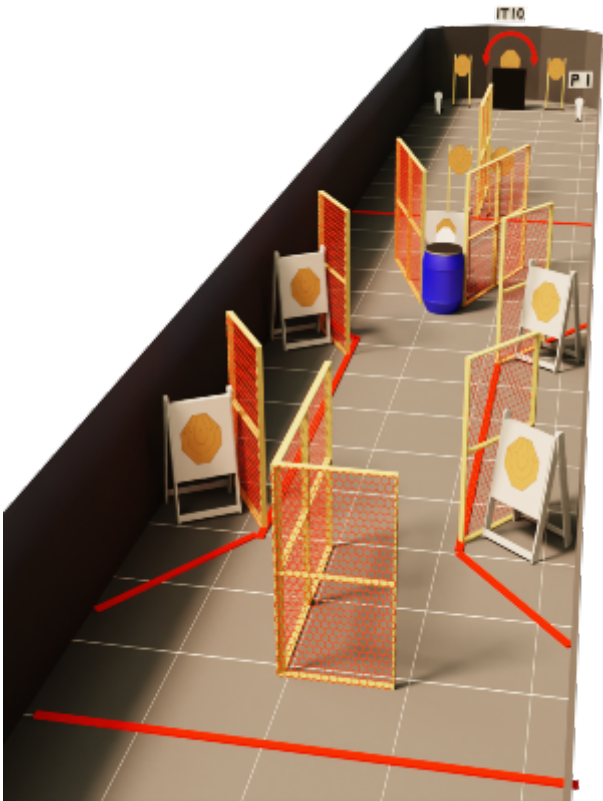
9. St.Hanshaugen Bane 2 - Medium



CoF	Comstock - Medium	Points	110 p
Targets	10 paper, 2 popper, Total 12 targets	Min rounds	22
Firearm	Handgun	Match-%	10.73%


Procedure	On Signal Engage all Targets. Popper P1/p2 activates moving target IT10. Moving target will remain visible at rest.		
Starting position	Anywhere within the demarcated area		
Firearm ready condition	Loaded and holstered		
Start on	Audible signal		
Stop on	Last shot		
Penalties	As per current edition of rules		
Safety angles	90 degrees left and right		
Setup notes			

10. St.Hanshaugen Bane 2 - Short



CoF	Comstock - Short	Points	60 p
Targets	10 paper, 2 popper, Total 12 targets	Min rounds	12
Firearm	Handgun	Match-%	5.85%
Procedure	On Signal Engage all Targets (1 round each) Popper P1/p2 activates moving target IT10. Moving target will remain visible at rest.		
Starting position	Anywhere within the demarcated area		
Firearm ready condition	Lying on barrel, Chamber and magwell empty		
Start on	Audible signal		
Stop on	Last shot		
Penalties	As per current edition of rules		
Safety angles	90° left and right		
Setup notes			

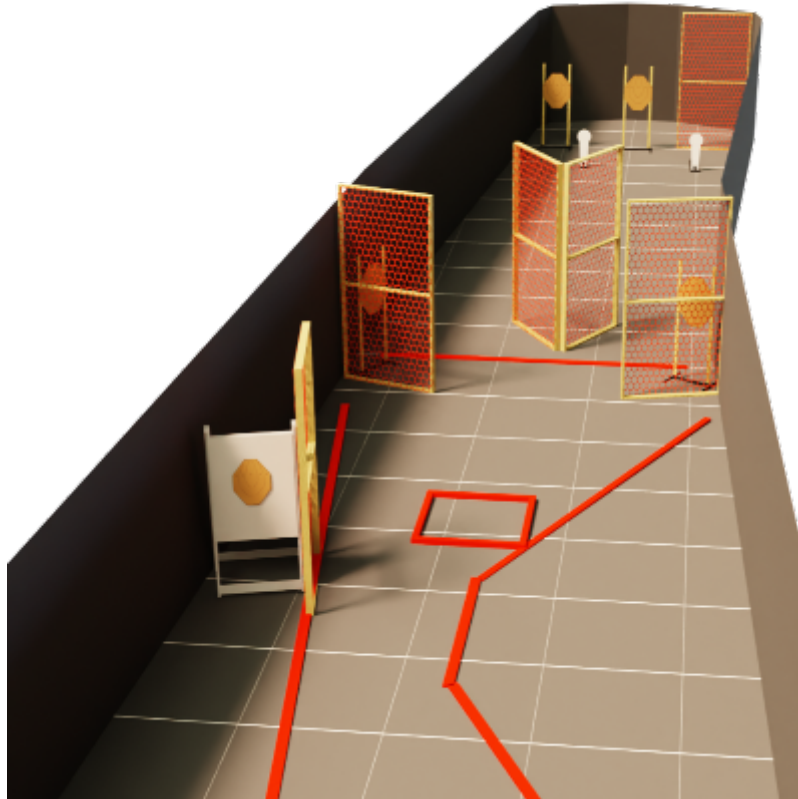
11. St.Hanshaugen Bane 3 - Long



CoF	Comstock - Long	Points	160 p
Targets	15 paper, 2 popper, Total 17 targets	Min rounds	32
Firearm	Handgun	Match-%	15.61%

Procedure	On Signal Engage all Targets. Pulling the rope reveals target IT9. Popper P1/p2 activates moving target IT13. Moving targets will remain visible at rest.		
Starting position	Standing on blue smiley as demonstrated by RO		
Firearm ready condition	Loaded and holstered		
Start on	Audible signal		
Stop on	Last shot		
Penalties	As per current edition of rules		
Safety angles	90° left and right		
Setup notes	Ta vekk løs fault line		

12. St.Hanshaugen Bane 3- Short



CoF	Comstock - Short	Points	60 p
Targets	5 paper, 2 popper, Total 7 targets	Min rounds	12
Firearm	Handgun	Match-%	5.85%

Procedure	On Signal Engage all targets.
Starting position	Standing on blue smiley as demonstrated by RO
Firearm ready condition	Loaded and holstered
Start on	Audible signal
Stop on	Last shot
Penalties	As per current edition of rules
Safety angles	90° left and right
Setup notes	Glider låses i skult stilling og er ikke med