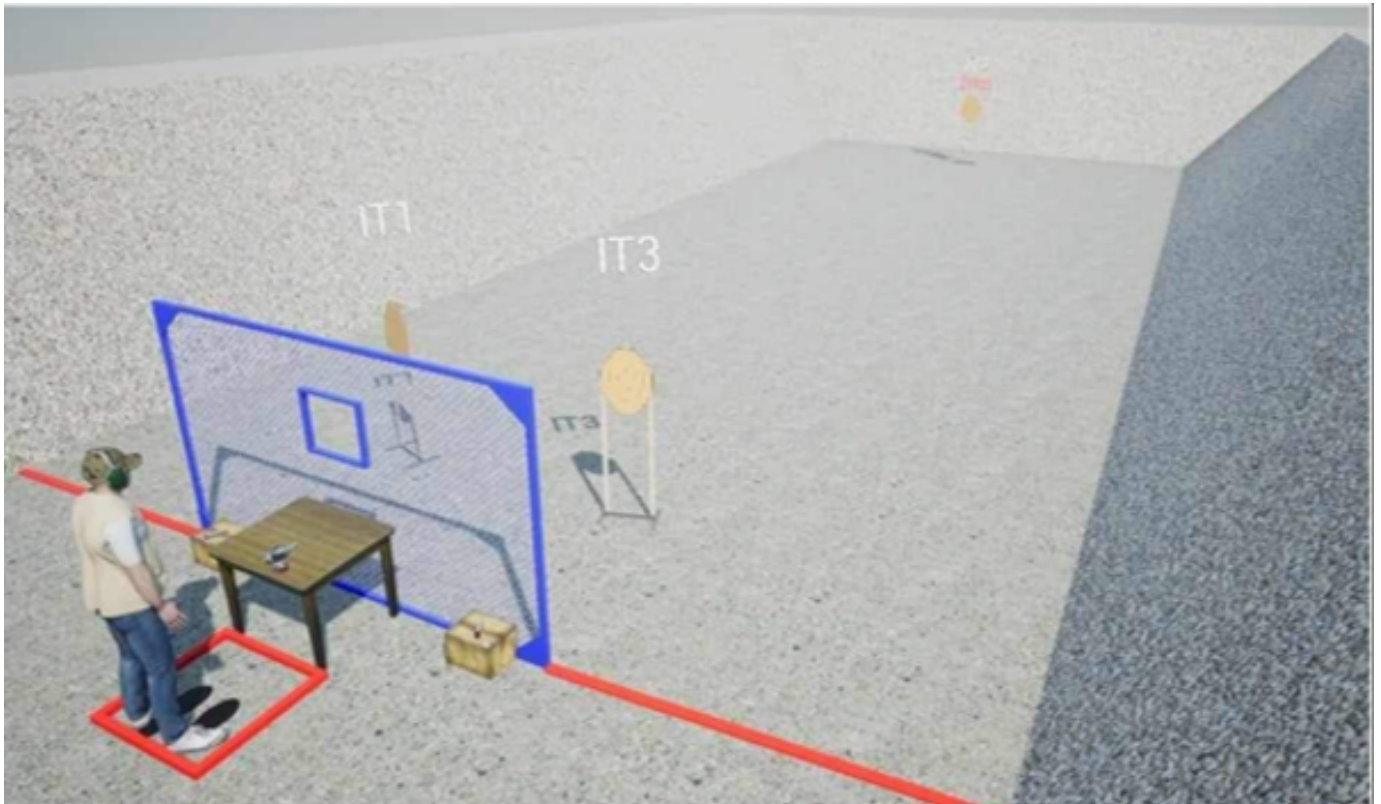


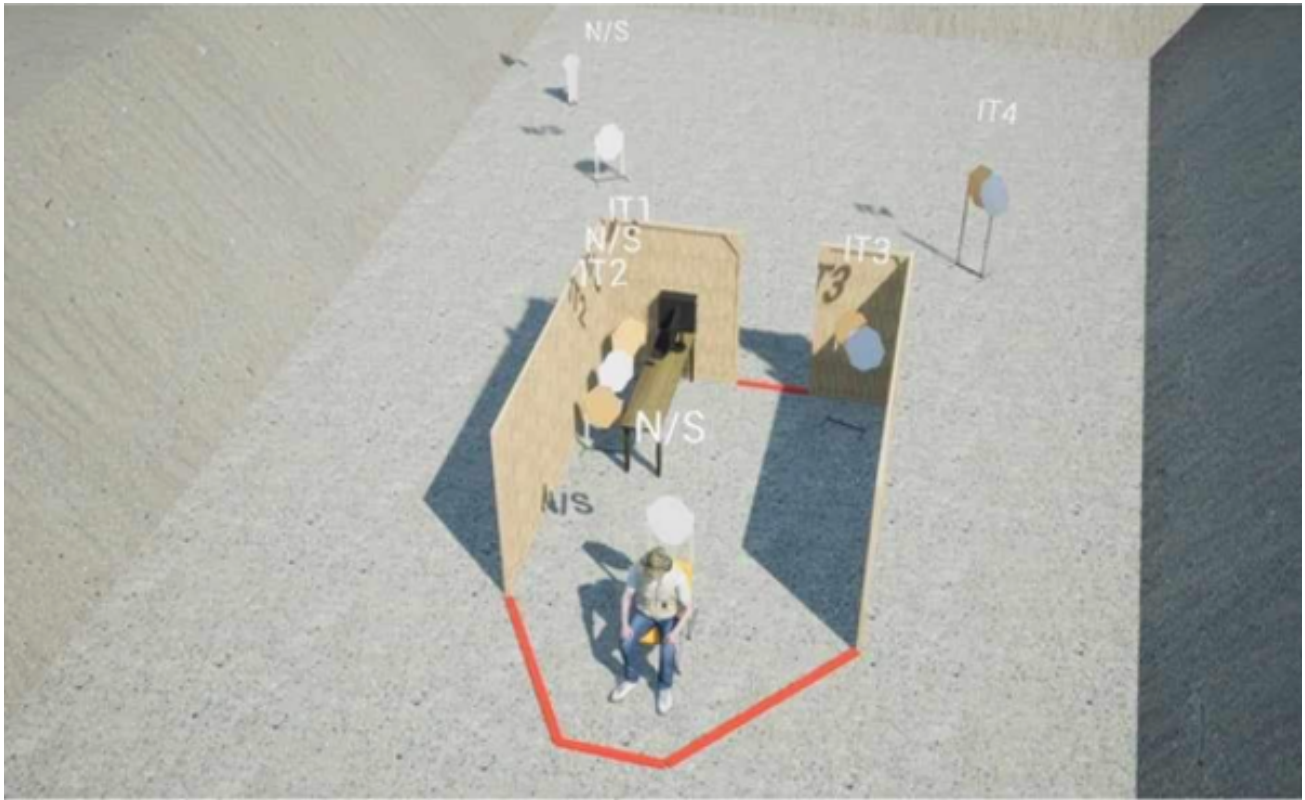
1. Wall of shame



CoF	Comstock - Short	Points	30 p
Targets	3 paper, Total 3 targets	Min rounds	6
Firearm	Handgun	Match-%	7.59%

Procedure	On signal, engage all targets from within the shooting area. There is a mandatory reload after first target through the opening in the wall. Red and white chains represents walls skywards to infinity.
Starting position	Standing inside box, heels touching marks, facing down range with wrists below belt.
Firearm ready condition	Handgun loaded with max 3 cartridges (one in chamber / 2 in magazine), and placed on top of the table. Spare magazines laying on top of box.
Start on	Audible signal
Stop on	Last shot
Penalties	As per current edition of rules
Safety angles	L/R red white markers
Setup notes	

2. The office



CoF	Comstock - Short	Points	45 p
Targets	4 paper, 1 popper, Total 5 targets	Min rounds	9
Firearm	Handgun	Match-%	11.39%

Procedure	On signal, remove the hair protection cover, turn around and engage all target from within the shooting area.
Starting position	Sitting in barber chair, facing up range with wrists on lap. covered with hair protection cover around the neck.
Firearm ready condition	Loaded and holstered
Start on	Audible signal
Stop on	Last shot
Penalties	As per current edition of rules
Safety angles	Right side: Stick, Left 90 deg.
Setup notes	

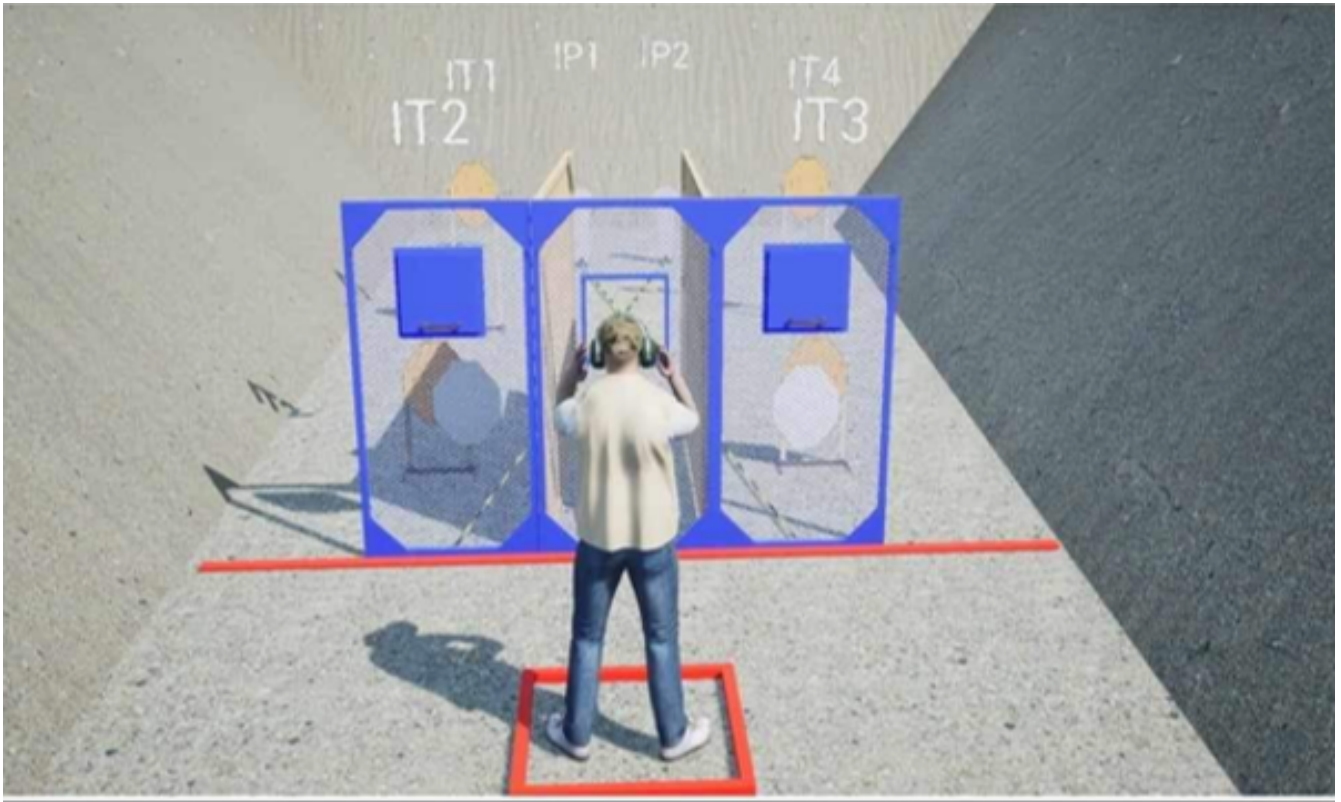
3. Mind f***



CoF	Comstock - Short	Points	50 p
Targets	5 paper, 5 no-shoot, Total 5 targets	Min rounds	10
Firearm	Handgun	Match-%	12.66%

Procedure	On signal, pick one of the two cards lying on the table and turn it. Whatever color it shows, engage all targets with the OTHER color. DO NOT SHOOT TARGETS THE SAME COLOR AS YOUR CARD.
Starting position	Sitting on chair, hands in your lap holding cards
Firearm ready condition	Loaded and holstered
Start on	Audible signal
Stop on	Last shot
Penalties	As per current edition of rules
Safety angles	Left side marker, Right side 90
Setup notes	


4. Hatches



CoF	Comstock - Short	Points	50 p
Targets	4 paper, 2 popper, 4 no-shoot, Total 6 targets	Min rounds	10
Firearm	Handgun	Match-%	12.66%

Procedure	On signal, engage all target from within the shooting area. P2 activates hatch to the right, P1 activates hatch to the left.
Starting position	Standing inside box, facing downrange with wrists in surrender position.
Firearm ready condition	Loaded and holstered.
Start on	Audible signal
Stop on	Last shot
Penalties	As per current edition of rules
Safety angles	L/R
Setup notes	

5. Pickaboo



CoF	Comstock - Short	Points	60 p
Targets	4 paper, 2 popper, 2 plates, 2 no-shoot, Total 8 targets	Min rounds	12
Firearm	Handgun	Match-%	15.19%

Procedure	On the audible signal, engage all targets for within the shooting area. P2 activates T1
Starting position	Sitting on chair, facing down range with wrists on the hips.
Firearm ready condition	Loaded and holstered
Start on	Audible signal
Stop on	Last shot
Penalties	As per current edition of rules
Safety angles	L/R
Setup notes	

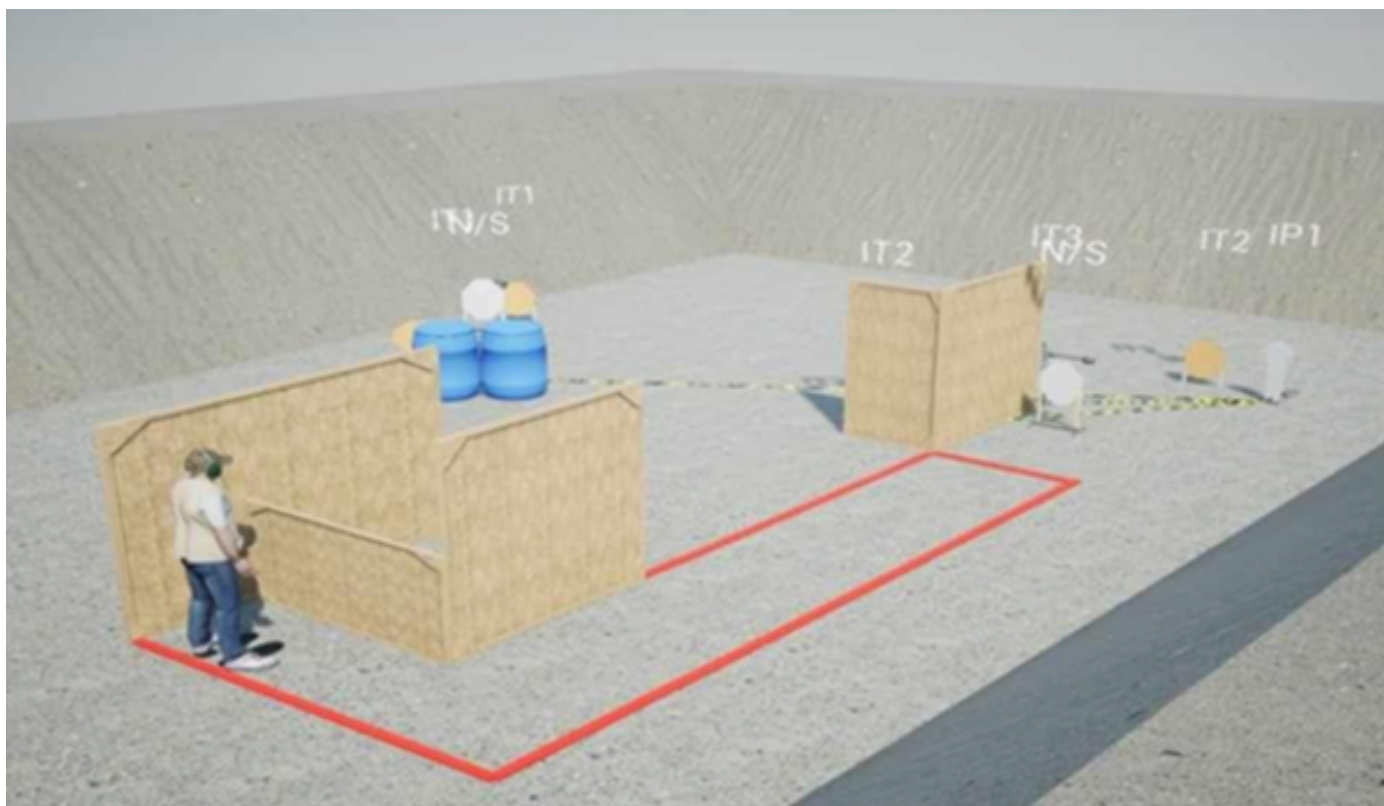
6. The mechanic



CoF	Comstock - Short	Points	45 p
Targets	4 paper, 1 popper, 3 no-shoot, Total 5 targets	Min rounds	9
Firearm	Handgun	Match-%	11.39%

Procedure	On signal, roll out from under the car, retrieve the gun, and engage all targets from within the shooting area.
Starting position	Laying on back on the creeper/rullebrett, hands under the "car".
Firearm ready condition	Handgun loaded empty chamber, placed in on of the two tool boxes, lid closed.
Start on	Audible signal
Stop on	Last shot
Penalties	As per current edition of rules
Safety angles	L/R
Setup notes	

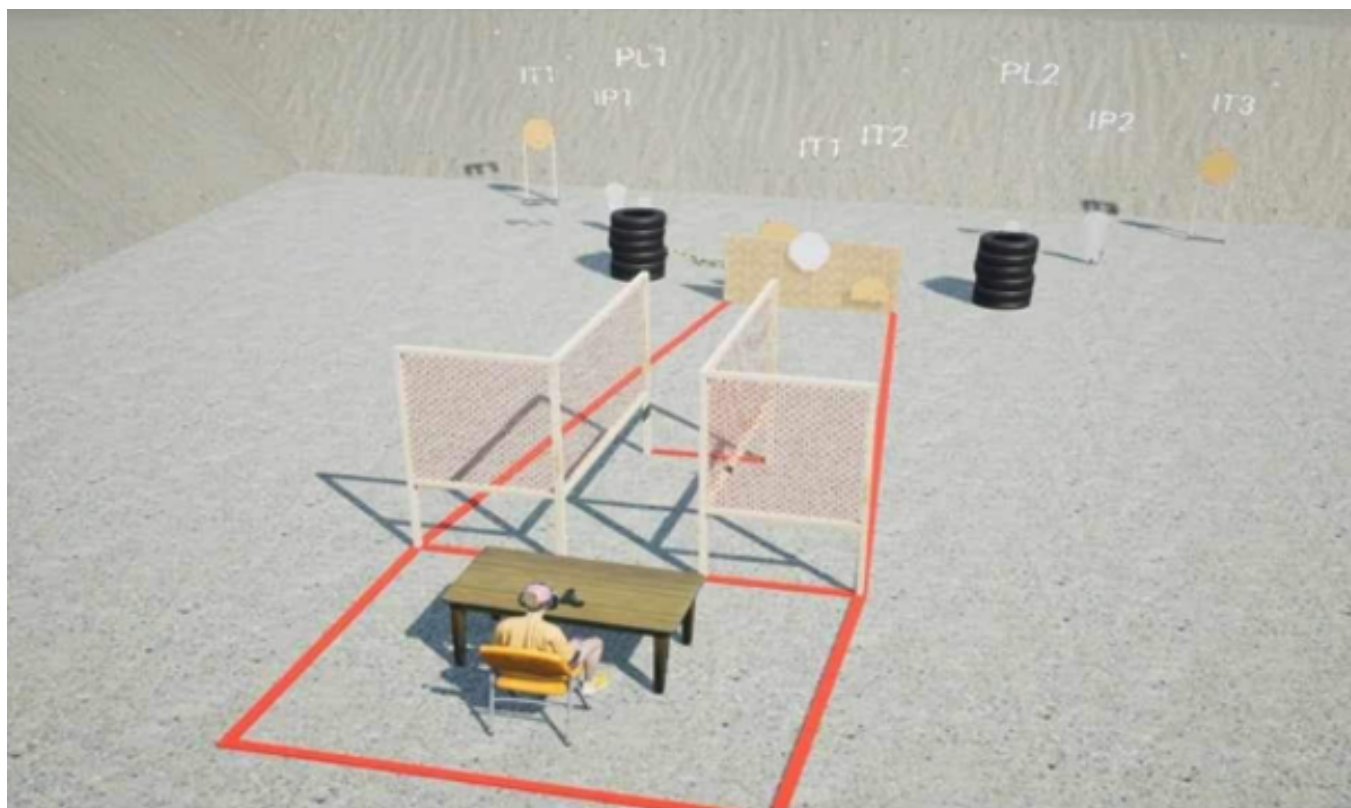
7. John Doe



CoF	Comstock - Short	Points	55 p
Targets	5 paper, 1 popper, Total 6 targets	Min rounds	11
Firearm	Handgun	Match-%	13.92%

Procedure	On signal, engage all target for within the shooting area.
Starting position	Standing relaxed with heels touching marks
Firearm ready condition	Loaded and holstered
Start on	Audible signal
Stop on	Last shot
Penalties	As per current edition of rules
Safety angles	L/R
Setup notes	

8. The table



CoF	Comstock - Short	Points	60 p
Targets	4 paper, 2 popper, 2 plates, 3 no-shoot, Total 8 targets	Min rounds	12
Firearm	Handgun	Match-%	15.19%

Procedure	On signal, engage all targets from within the shooting area. PP1 releases swinger T2
Starting position	Sitting on chair, facing down range with wrists resting on your thighs.
Firearm ready condition	Loaded, placed on table, muzzle pointing downrange.
Start on	Audible signal
Stop on	Last shot
Penalties	As per current edition of rules
Safety angles	Left side marker, Right side 90
Setup notes	