


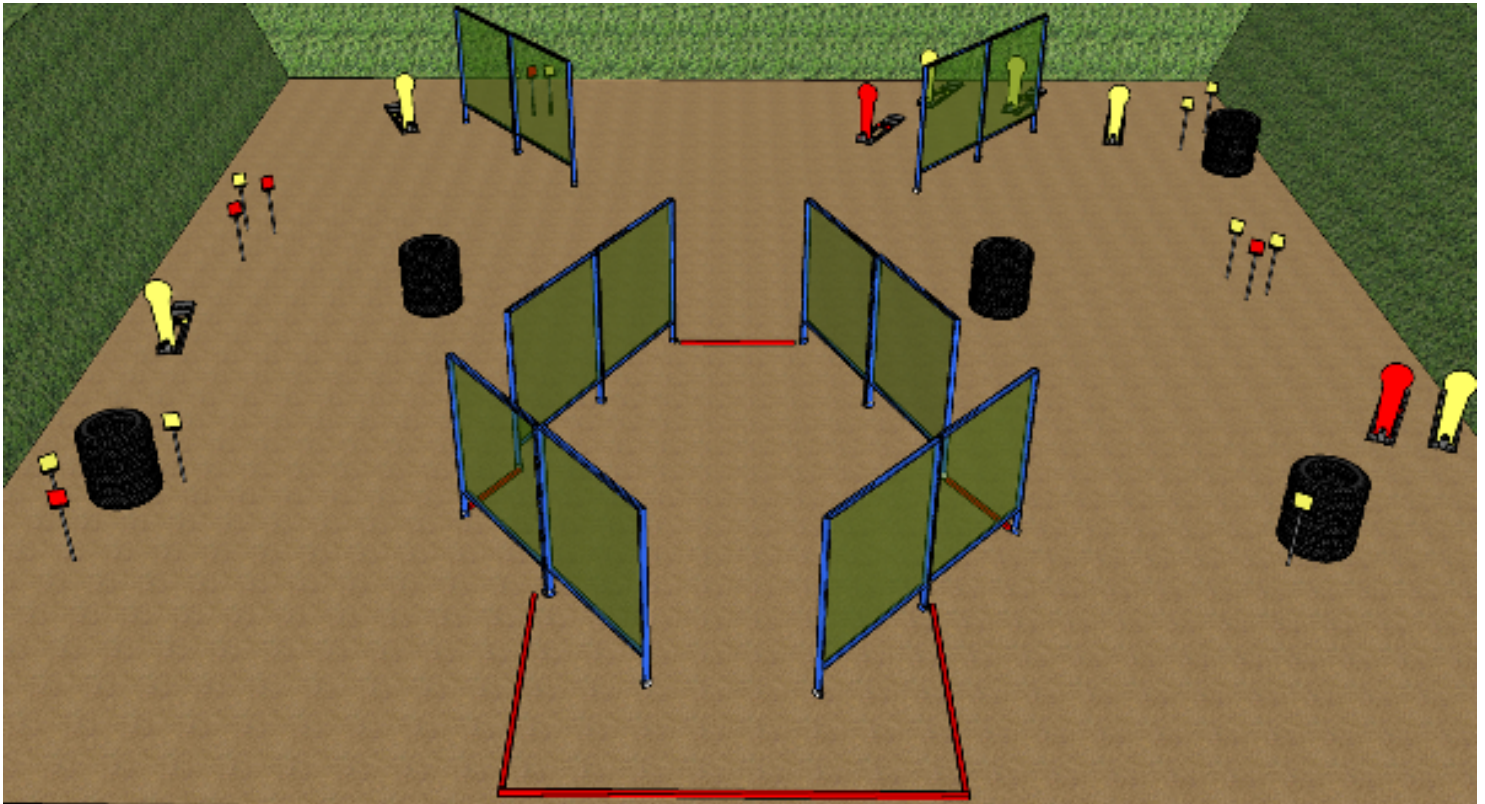
# 1. PCC Stage 1



CoF	Comstock - Short	Points	40 p
Targets	1 paper, 3 popper, 3 plates, 2 no-shoot, Total 7 targets	Min rounds	8
Firearm	Handgun	Match-%	6.67%

Procedure	On the audible start signal engage targets. P1 activates S1 which will remain visible.		
Starting position	Competitor starts with both heels touching the mark at A as demonstrated. Firearm loaded Option 1: Held in both hands in the normal position as demonstrated		
Firearm ready condition	Loaded		
Start on	Audible signal		
Stop on	Last shot		
Penalties	As per current edition of rules		
Safety angles	L/R		
Setup notes			

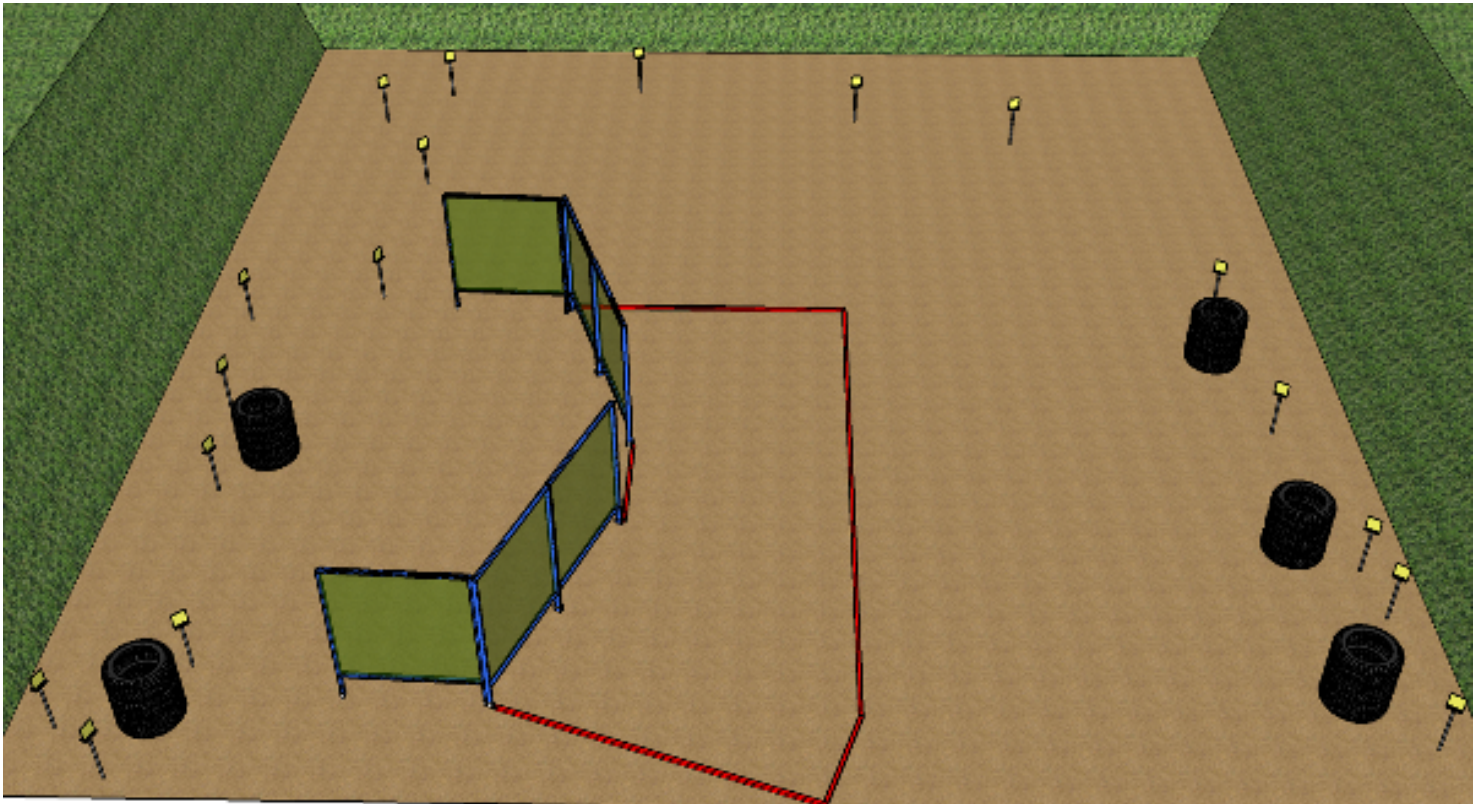
## 2. PCC Stage 2



CoF	Comstock - Medium	Points	75 p
Targets	6 popper, 9 plates, 7 no-shoot, Total 15 targets	Min rounds	15
Firearm	Handgun	Match-%	12.50%

Procedure	On the audible start signal engage targets
Starting position	Shooter starts anywhere in the designated area. Firearm loaded Option 1: Held in in both hands in the normal position as demonstrated
Firearm ready condition	Loaded
Start on	Audible signal
Stop on	Last shot
Penalties	As per current edition of rules
Safety angles	L/R
Setup notes	

### 3. PCC Stage 3

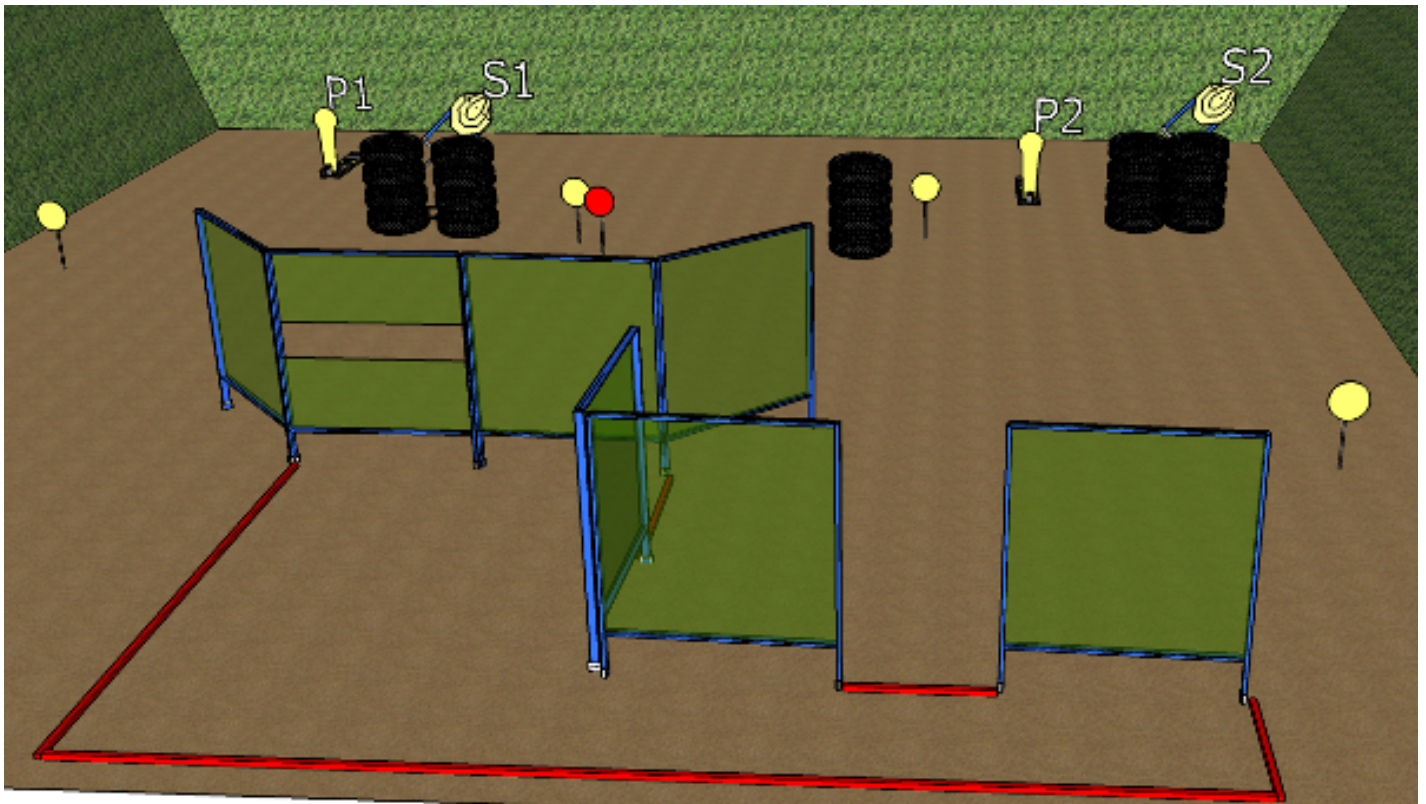


CoF	Comstock - Medium	Points	90 p
Targets	18 plates, Total 18 targets	Min rounds	18
Firearm	Handgun	Match-%	15.00%

Procedure	On the audible start signal engage targets.
Starting position	Shooter starts anywhere in the designated area. Firearm loaded Option 1: Held in both hands in the normal position as demonstrated
Firearm ready condition	Loaded
Start on	Audible signal
Stop on	Last shot
Penalties	As per current edition of rules
Safety angles	L/R
Setup notes	



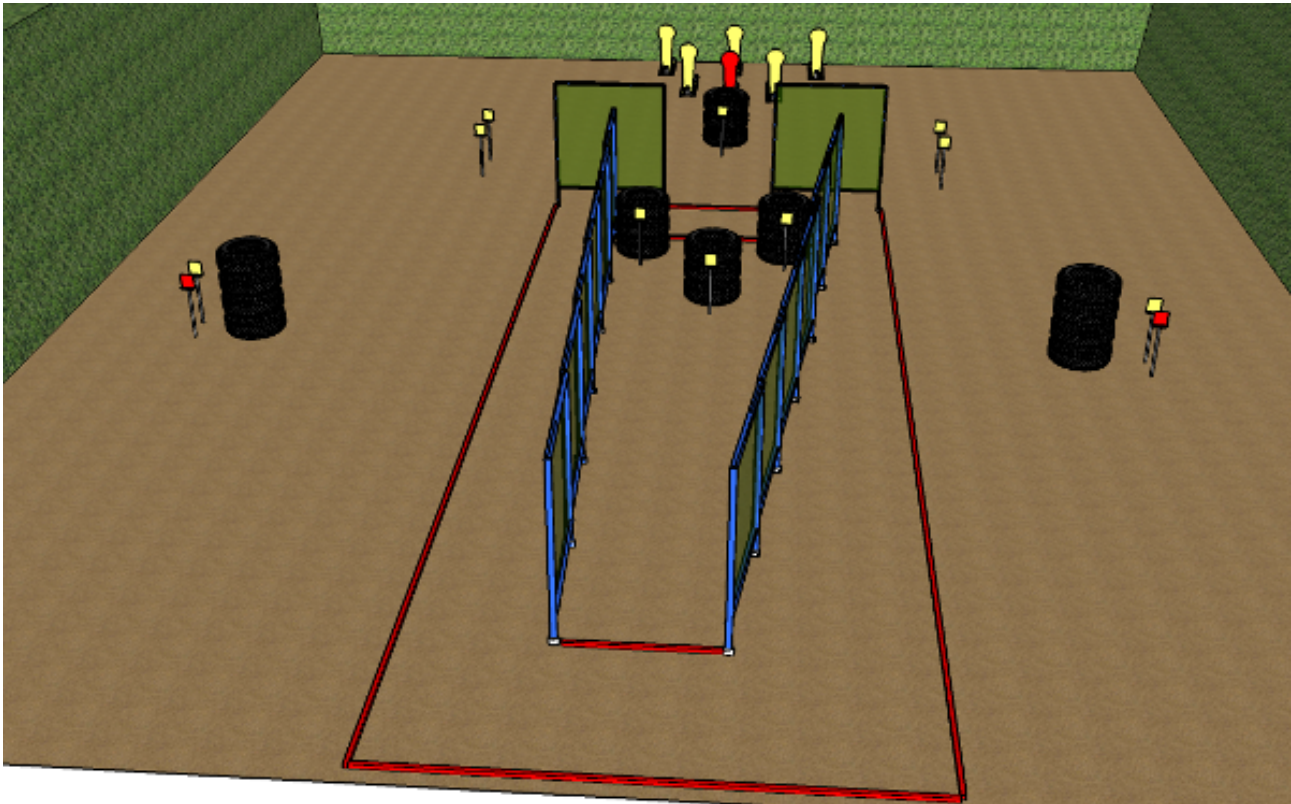
## 4. PCC Stage 4



CoF	Comstock - Short	Points	50 p
Targets	2 paper, 2 popper, 4 plates, 1 no-shoot, Total 8 targets	Min rounds	10
Firearm	Handgun	Match-%	8.33%

Procedure	On the audible start signal engage targets. P1 Activates S1 which remains visible. P2 Activates S2 which remains visible		
Starting position	Shooter starts anywhere in the designated area Firearm loaded option 1: Held in both hands in the normal position as demonstrated		
Firearm ready condition	Loaded		
Start on	Audible signal		
Stop on	Last shot		
Penalties	As per current edition of rules		
Safety angles	L/R		
Setup notes			

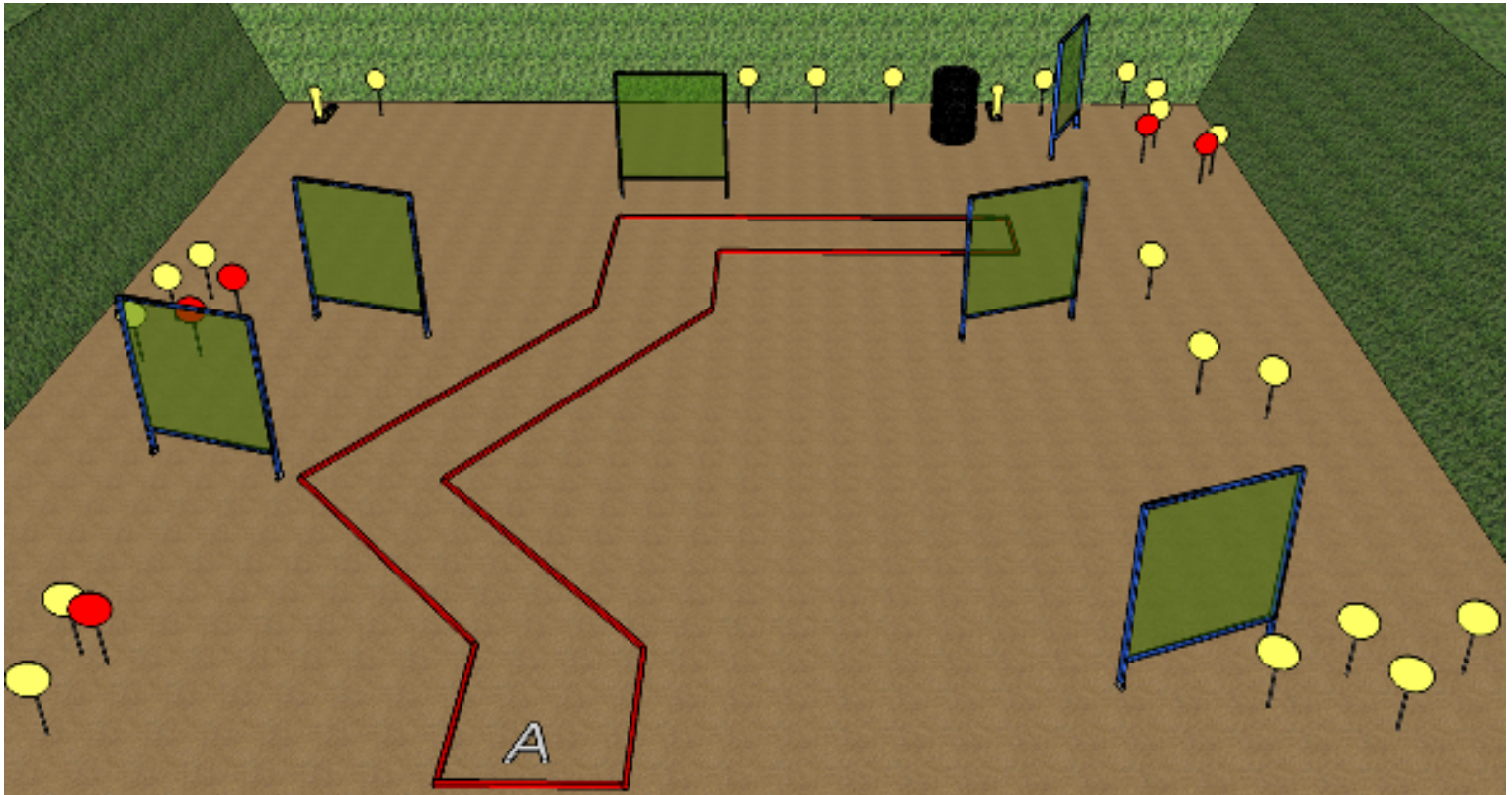
## 5. PCC Stage 5



CoF	Comstock - Medium	Points	75 p
Targets	5 popper, 10 plates, 3 no-shoot, Total 15 targets	Min rounds	15
Firearm	Handgun	Match-%	12.50%

Procedure	On the audible start signal engage targets.
Starting position	Shooter starts at anywhere in the designated area. Firearm loaded Option 1: Held in both hands in the normal position as demonstrated
Firearm ready condition	Loaded
Start on	Audible signal
Stop on	Last shot
Penalties	As per current edition of rules
Safety angles	L/R
Setup notes	

## 6. PCC Stage 6

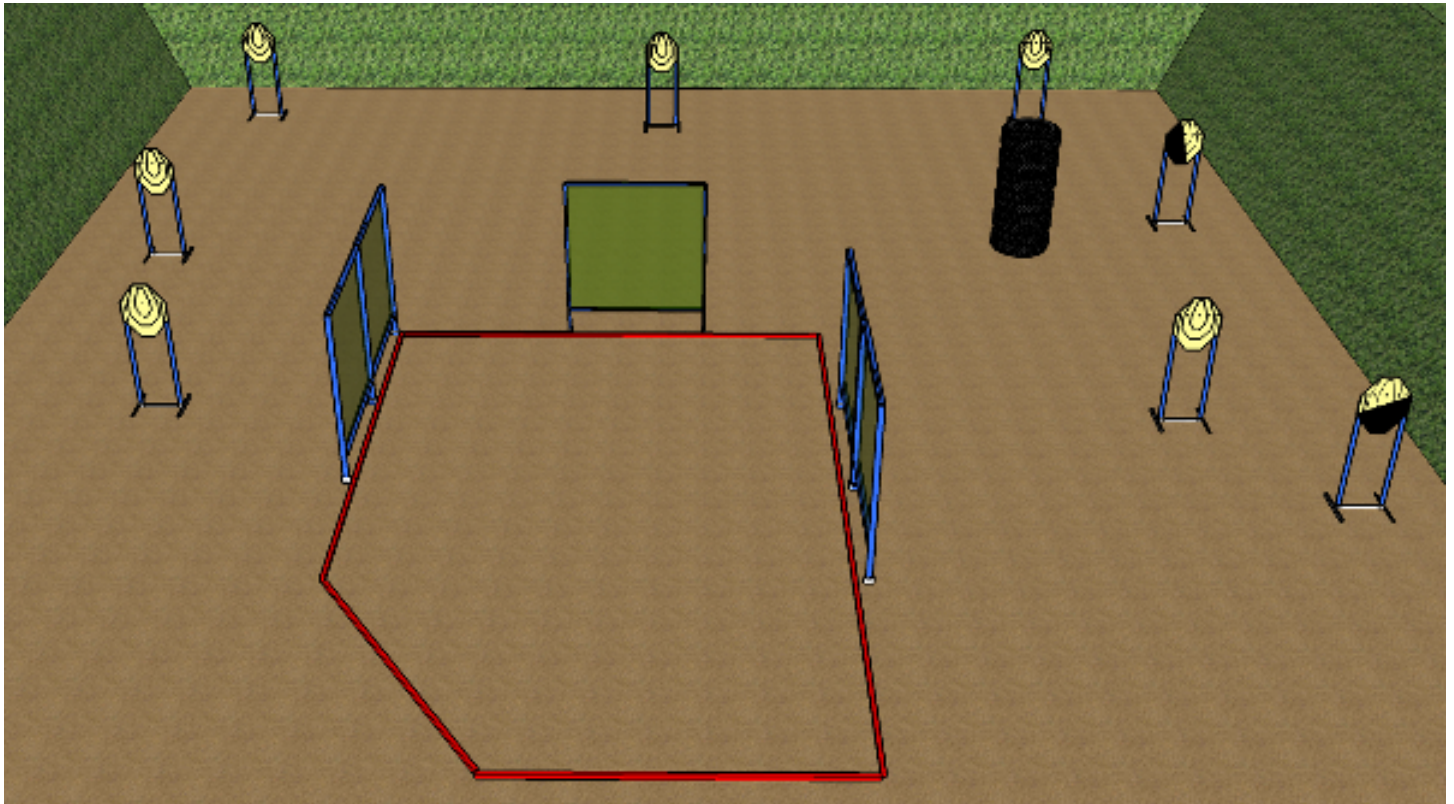


CoF	Comstock - Medium	Points	115 p
Targets	2 popper, 21 plates, 5 no-shoot, Total 23 targets	Min rounds	23
Firearm	Handgun	Match-%	19.17%

Procedure	On the audible start signal engage targets.
Starting position	Start at one heel touching the fault line at A. Firearm loaded Option 1: Held in both hands in the normal position as demonstrated
Firearm ready condition	Loaded
Start on	Audible signal
Stop on	Last shot
Penalties	As per current edition of rules
Safety angles	L/R
Setup notes	



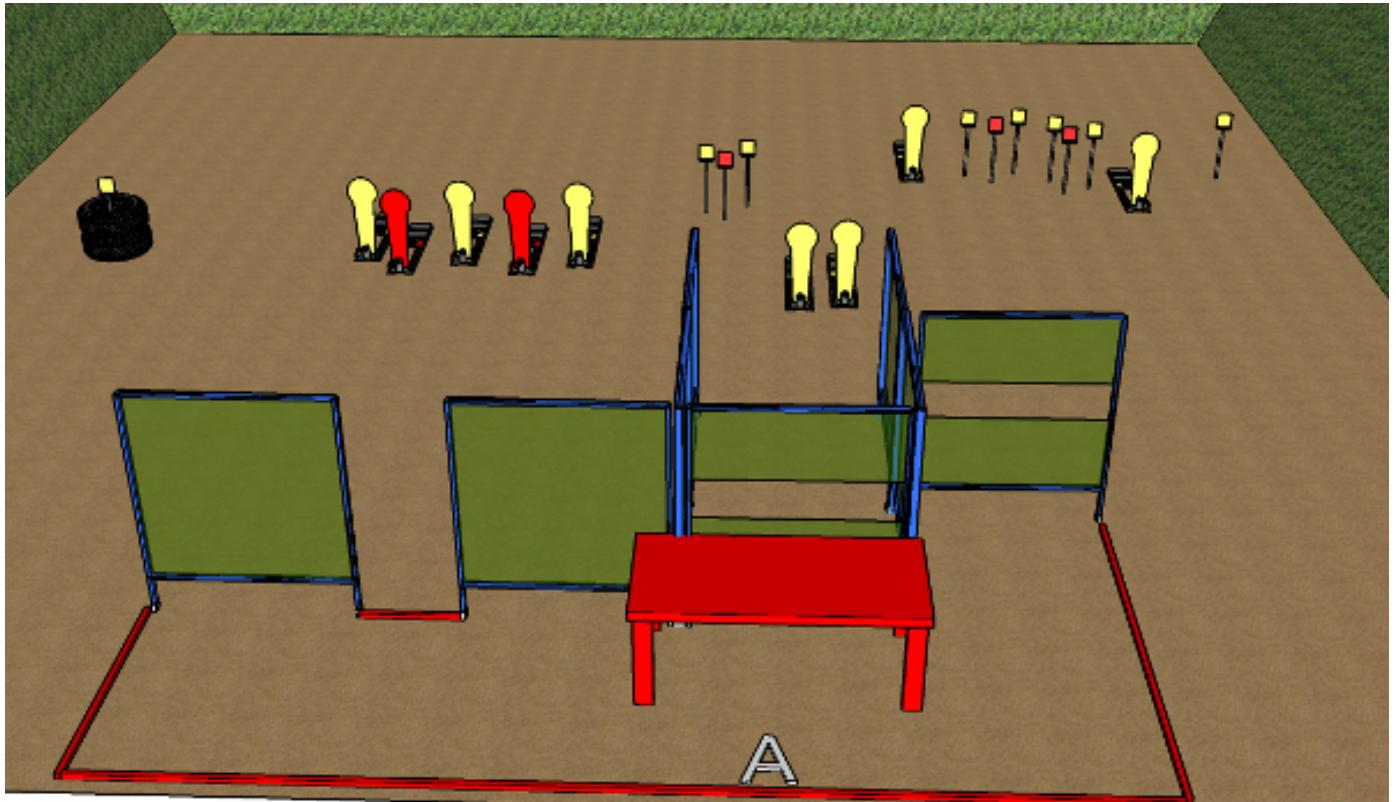
## 7. PCC Stage 7



CoF	Comstock - Short	Points	40 p
Targets	8 paper, Total 8 targets	Min rounds	8
Firearm	Handgun	Match-%	6.67%

Procedure	On the audible start signal engage targets.
Starting position	Shooter starts anywhere in the designated area. Firearm loaded Option 1: Held in both hands in the normal position as demonstrated
Firearm ready condition	Loaded
Start on	Audible signal
Stop on	Last shot
Penalties	As per current edition of rules
Safety angles	L/R
Setup notes	

## 8. PCC Stage 8

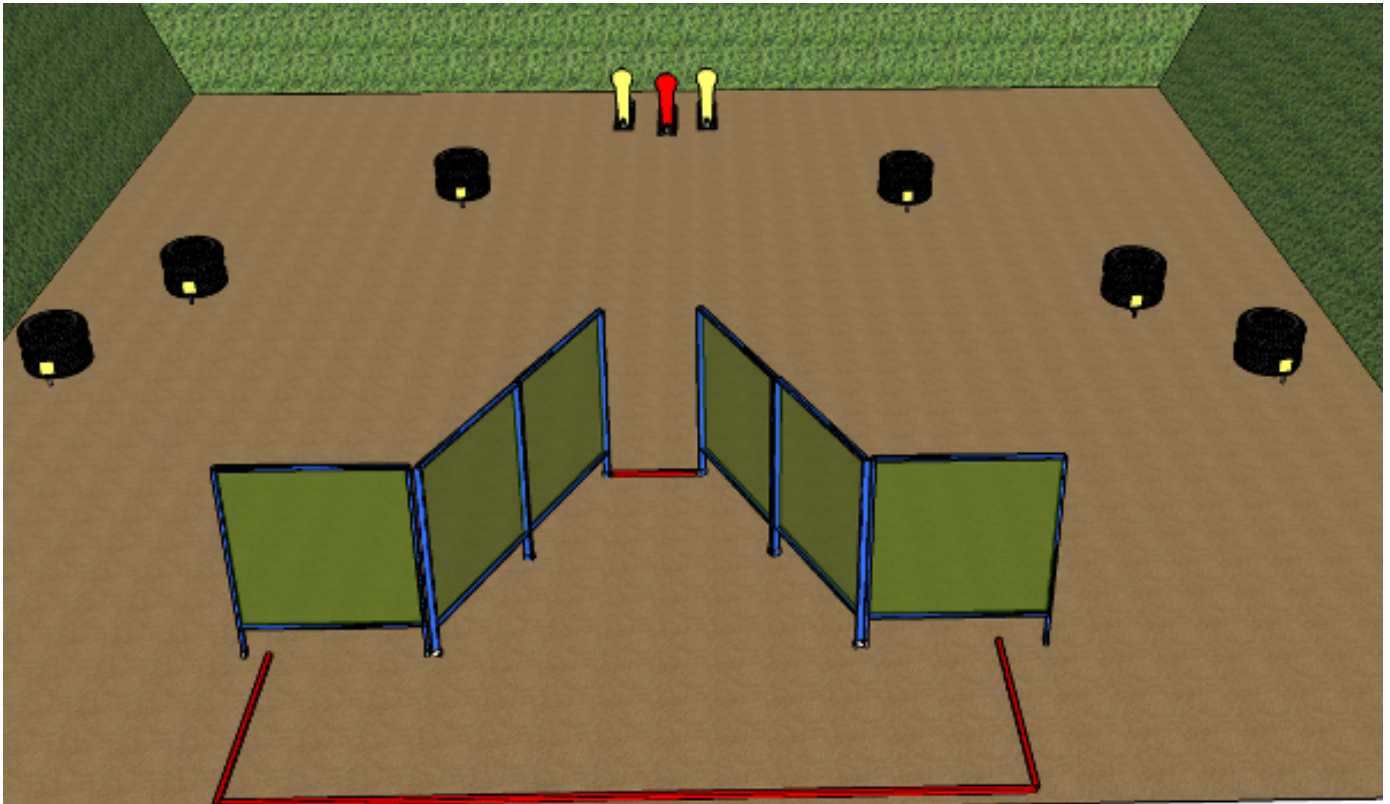


CoF	Comstock - Medium	Points	75 p
Targets	7 popper, 8 plates, 5 no-shoot, Total 15 targets	Min rounds	15
Firearm	Handgun	Match-%	12.50%

Procedure	On the audible start signal engage targets.
Starting position	Shooter starts with one heel touching A in the designated area. Firearm is unloaded option 3: Placed flat on the table pointing down range with the butt on the table
Firearm ready condition	Unloaded
Start on	Audible signal
Stop on	Last shot
Penalties	As per current edition of rules
Safety angles	L/R
Setup notes	



## 9. PCC Stage 9



CoF	Comstock - Short	Points	40 p
Targets	2 popper, 6 plates, 1 no-shoot, Total 8 targets	Min rounds	8
Firearm	Handgun	Match-%	6.67%

Procedure	On the audible start signal engage targets.
Starting position	Shooter starts anywhere in the designated area. Firearm is loaded Option 1: Held in both hands in the normal position as demonstrated
Firearm ready condition	Loaded
Start on	Audible signal
Stop on	Last shot
Penalties	As per current edition of rules
Safety angles	L/R
Setup notes	