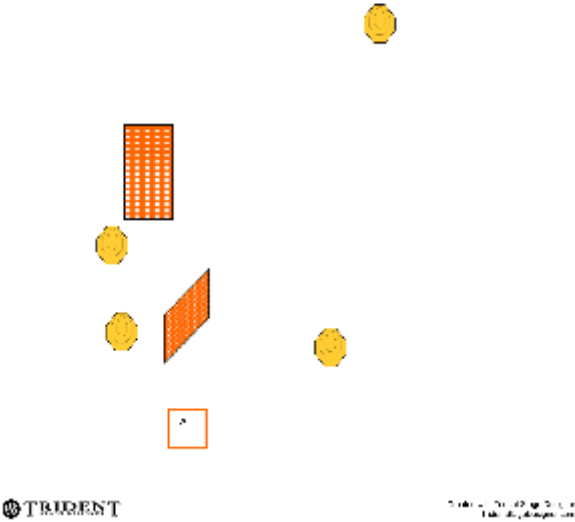


# 1. STAGE 1 FLATVAL

STAGE 1 flatval	
RULES OF THE GAME	Created By: Mike C. Smith
START POSITION:	
PCC OPTION 2 PARALLEL TO GROUND DOWNRANGE COMSTOCK IN PCC HOLD IN BOTH HANDS AS APPENDIX E1 ALL SHOTS MUST BE FROM WITHIN BOX A	
PROCEDURE:	500-YARD TARGET
START: 500-YARD TARGET PARALLEL TO GROUND DOWNRANGE COMSTOCK IN PCC HOLD IN BOTH HANDS AS APPENDIX E1 ALL SHOTS MUST BE FROM WITHIN BOX A	MINIMUM ROUNDS: 8
STOP: 500-YARD TARGET PARALLEL TO GROUND DOWNRANGE COMSTOCK IN PCC HOLD IN BOTH HANDS AS APPENDIX E1 ALL SHOTS MUST BE FROM WITHIN BOX A	START: 500-YARD TARGET
500-YARD TARGET PARALLEL TO GROUND DOWNRANGE COMSTOCK IN PCC HOLD IN BOTH HANDS AS APPENDIX E1 ALL SHOTS MUST BE FROM WITHIN BOX A	500-YARD TARGET PARALLEL TO GROUND DOWNRANGE COMSTOCK IN PCC HOLD IN BOTH HANDS AS APPENDIX E1 ALL SHOTS MUST BE FROM WITHIN BOX A

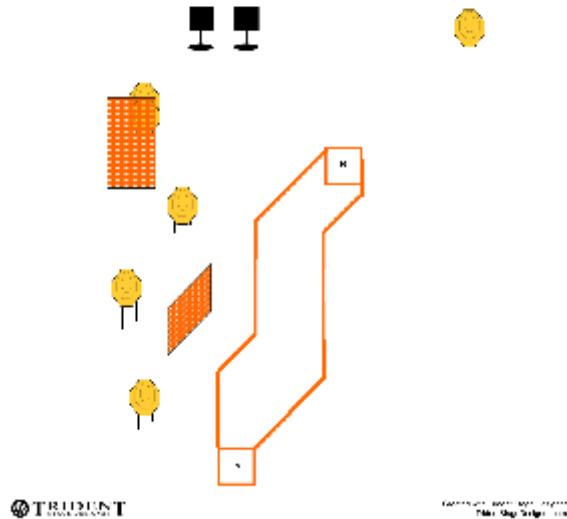


CoF	Comstock - Short	Points	40 p
Targets	4 paper, Total 4 targets	Min rounds	8
Firearm	Pistol Caliber Carbine	Match-%	9.76%

Procedure	STANDING RELAXED IN BOX A FACING DOWNRANGE PCC HOLD IN BOUTH HANDS AS APPENDIX E1 ALL SHOTS MUST BE FROM WITHIN BOX A
Starting position	BOX A
Firearm ready condition	PCC OPTION 2
Start on	Audible signal
Stop on	Last shot
Penalties	As per current edition of rules
Safety angles	L/R RED STICK`S 90/90
Setup notes	COMSTOCK SHORT

## 2. STAGE 2 FLATVAL

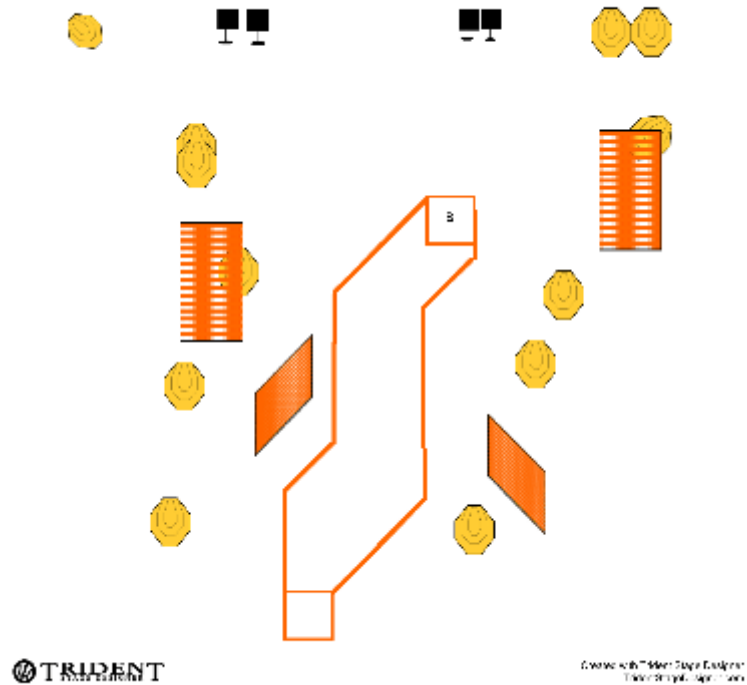
stage 2 flatval	
PUSS CLUB	Turned Back Club, Canada
START POSITION	
PROCEDURE	STANDING RELAXED FACING DOWNRANGE PCC HOLD IN BOTH HANDS AS APPENDIX E1 ALL SHOTS ON STEEL MUST BE SHOT FROM BOX B
START ON	Audible signal
STOP ON	Last shot
Penalties	As per current edition of rules
Safety angles	L/R RED STICK'S 90/90
Setup notes	COMSTOCK MEDIUM



CoF	Comstock - Medium	Points	70 p
Targets	6 paper, 2 plates, Total 8 targets	Min rounds	14
Firearm	Pistol Caliber Carbine	Match-%	17.07%

Procedure	STANDING RELAXED FACING DOWNRANGE PCC HOLD IN BOUTH HANDS AS APPENDIX E1 ALL SHOTS ON STEEL MUST BE SHOT FROM BOX B
Starting position	Start anywhere within the demarked area.
Firearm ready condition	PCC OPTION 1
Start on	Audible signal
Stop on	Last shot
Penalties	As per current edition of rules
Safety angles	L/R RED STICK'S 90/90
Setup notes	COMSTOCK MEDIUM

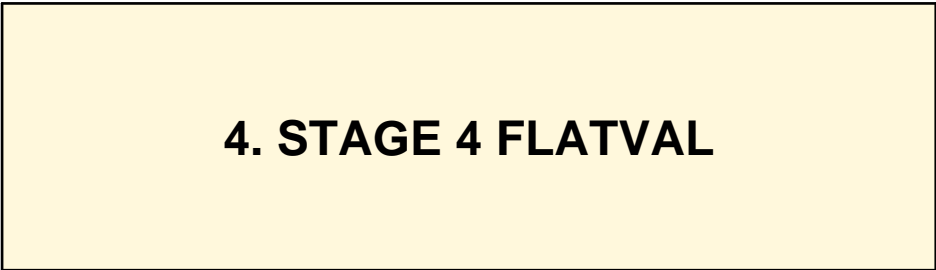
### 3. STAGE 3 FLATVAL



CoF	Comstock - Long	Points	140 p
Targets	12 paper, 4 plates, Total 16 targets	Min rounds	28
Firearm	Pistol Caliber Carbine	Match-%	34.15%

Procedure	STANDING RELAXED I BOX B FACING DOWNRANGE PCC HOLD IN BOUTH HANDS AS APPENDIX E1 ALL SHOTS ON STEEL MUST BE FROM BOX B		
Starting position	START IN BOX B		
Firearm ready condition	PCC OPTION 1		
Start on	Audible signal		
Stop on	Last shot		
Penalties	As per current edition of rules		
Safety angles	L/R RED STICK`S 90/90		
Setup notes	COMSTOCK LONG		

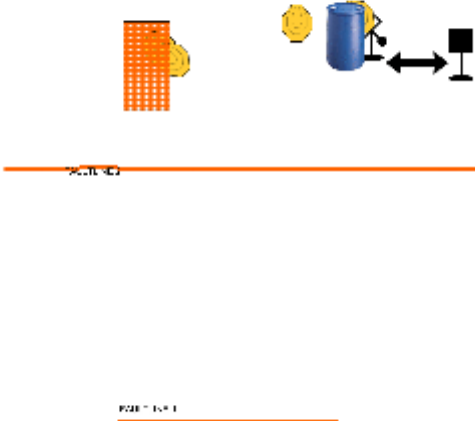
## 4. STAGE 4 FLATVAL



## 4. STAGE 4 FLATVAL

## 4. STAGE 4 FLATVAL

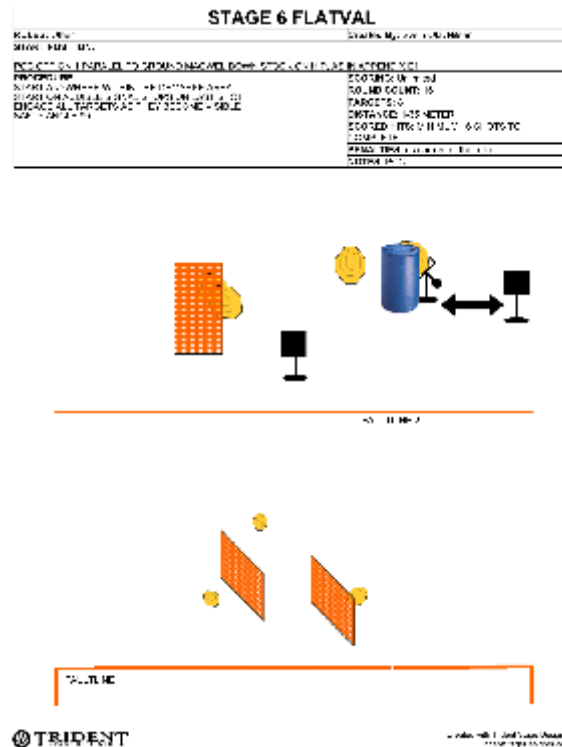
## 5. STAGE 5 FLATVAL

[illegible]

CoF	Comstock - Short	Points	45 p
Targets	4 paper, 1 plates, 2 no-shoot, Total 5 targets	Min rounds	9
Firearm	Pistol Caliber Carbine	Match-%	10.98%

Procedure	STANDING RELAXED FACING DOWNRANGE PCC HOLD IN BOUTH HANDS AS APPENDIX E1 ALL SHOTS MUST BE FROM WITHINN THE DESIGNATED AREA ALL SHOTS MUST BE FROM BEHIND FAULTLINE 2
Starting position	START BEHIND FAULTLINE 1
Firearm ready condition	PCC OPTION 1
Start on	Audible signal
Stop on	Last shot
Penalties	As per current edition of rules
Safety angles	L/R RED STICK' S 90/90
Setup notes	COMSTOCK SHORT

## 6. STAGE 6 FLATVAL



CoF	Comstock - Medium	Points	80 p
Targets	7 paper, 2 plates, 3 no-shoot, Total 9 targets	Min rounds	16
Firearm	Pistol Caliber Carbine	Match-%	19.51%

Procedure	STANDING RELAXED FACING DOWNRANGE PCC HOLD IN BOUTH HANDS AS APPENDIX E1 ALL SHOTS MUST BE FROM WITHIN THE DESIGNATED AREA.
Starting position	START ANYWHERE CLOSE TO FAULTLINE 2 ONE FOT ONE FAULTLINE 2 ANYWHERE
Firearm ready condition	PCC OPTION 1
Start on	Audible signal
Stop on	Last shot
Penalties	As per current edition of rules
Safety angles	L/R RED STICK'S 90/90
Setup notes	COMSTOCK MEDIUM