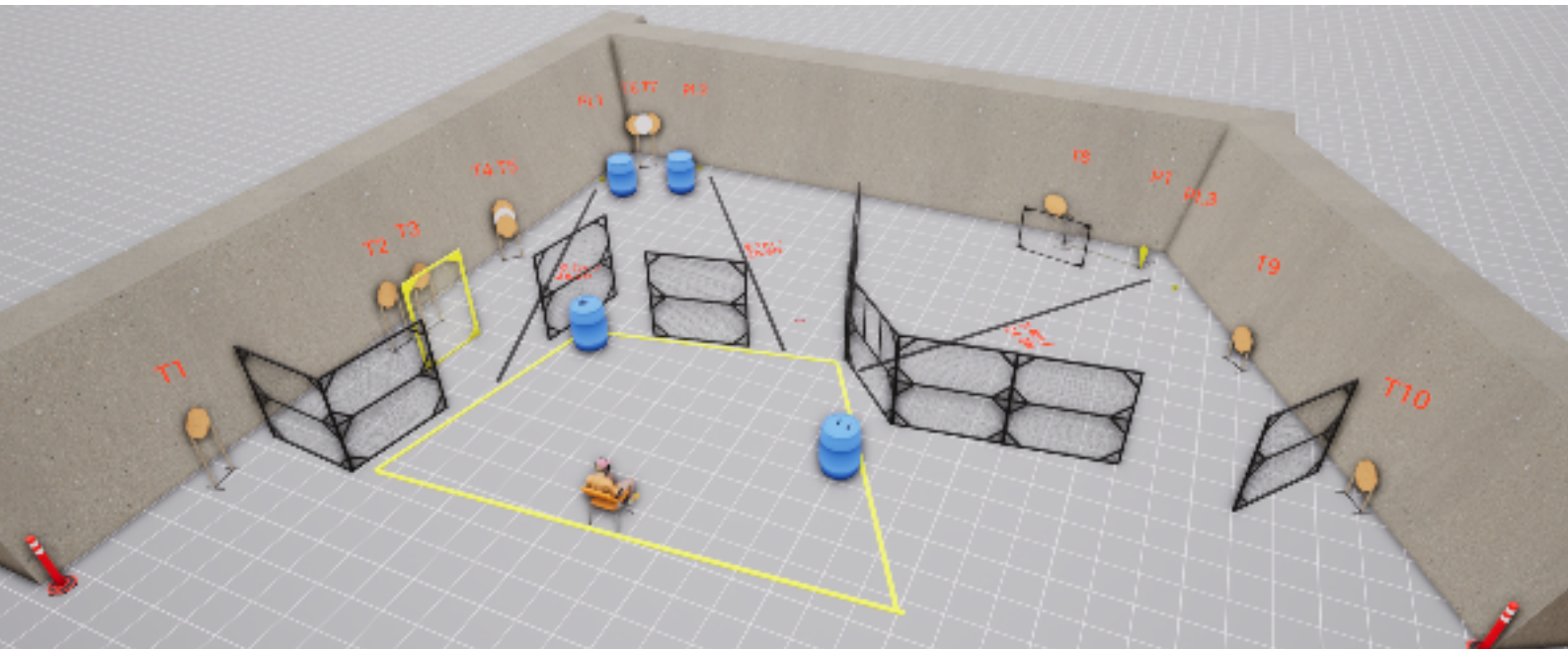


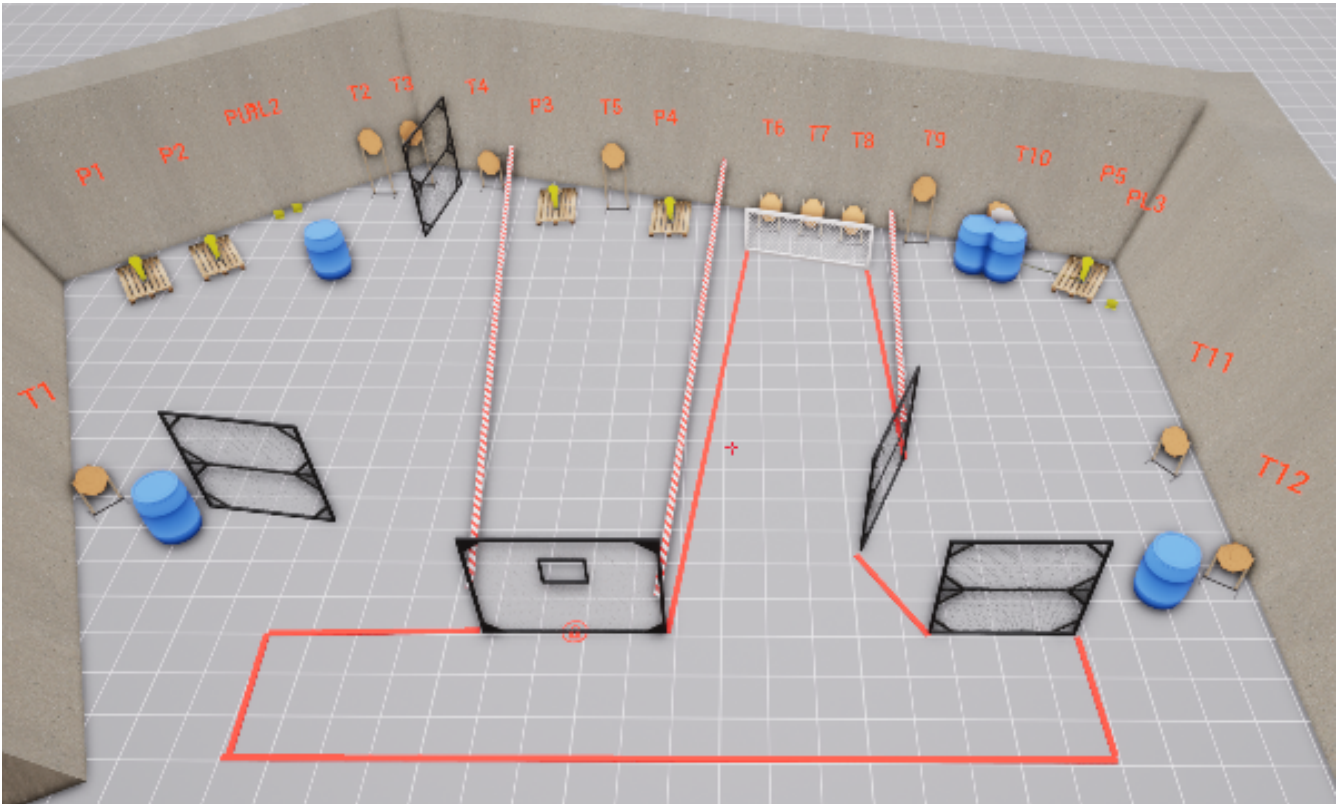
1. Hulningen



CoF	Comstock - Medium	Points	120 p
Targets	10 paper, 1 popper, 3 plates, Total 14 targets	Min rounds	24
Firearm	Handgun	Match-%	14.12%

Procedure	After start signal engage targets. T2 and T3 are covered by soft cover. P1 activates T8 which is visible at rest.
Starting position	Sitting on chair leaning against back. Hands on head as demonstrated.
Firearm ready condition	(Loaded and holstered). All extra magazines to be used are placed on barrels.
Start on	Audible signal
Stop on	
Penalties	
Safety angles	Flags on both sides.
Setup notes	

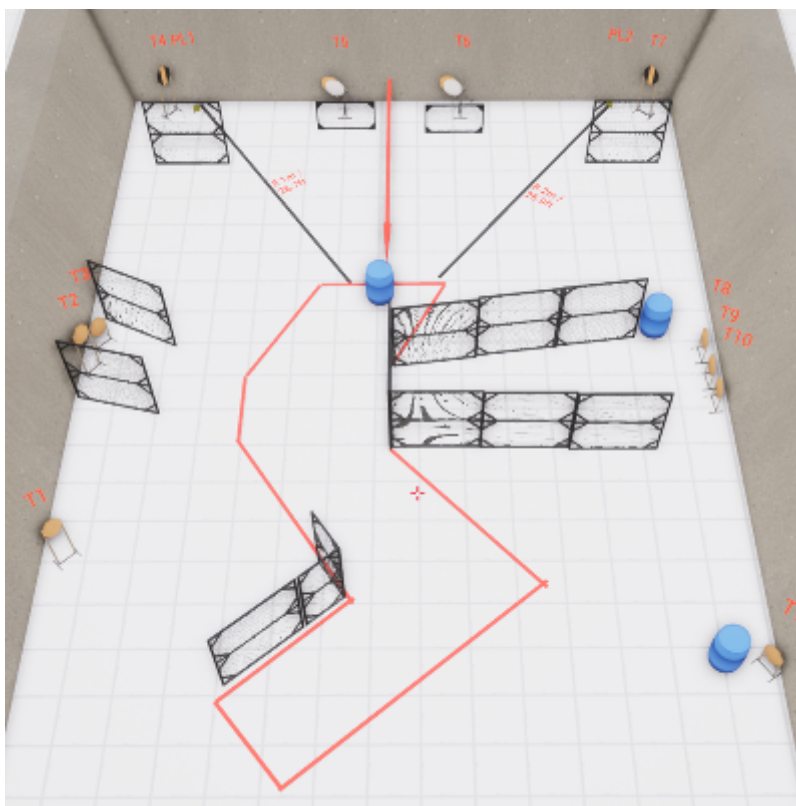
2. Hjørnet



CoF	Comstock - Long	Points	160 p
Targets	12 paper, 5 popper, 3 plates, Total 20 targets	Min rounds	32
Firearm	Handgun	Match-%	18.82%

Procedure	After start signal, engage targets. P5 activates T10 which remains visible at rest.
Starting position	Anywhere as demonstrated
Firearm ready condition	
Start on	Audible signal
Stop on	
Penalties	
Safety angles	
Setup notes	

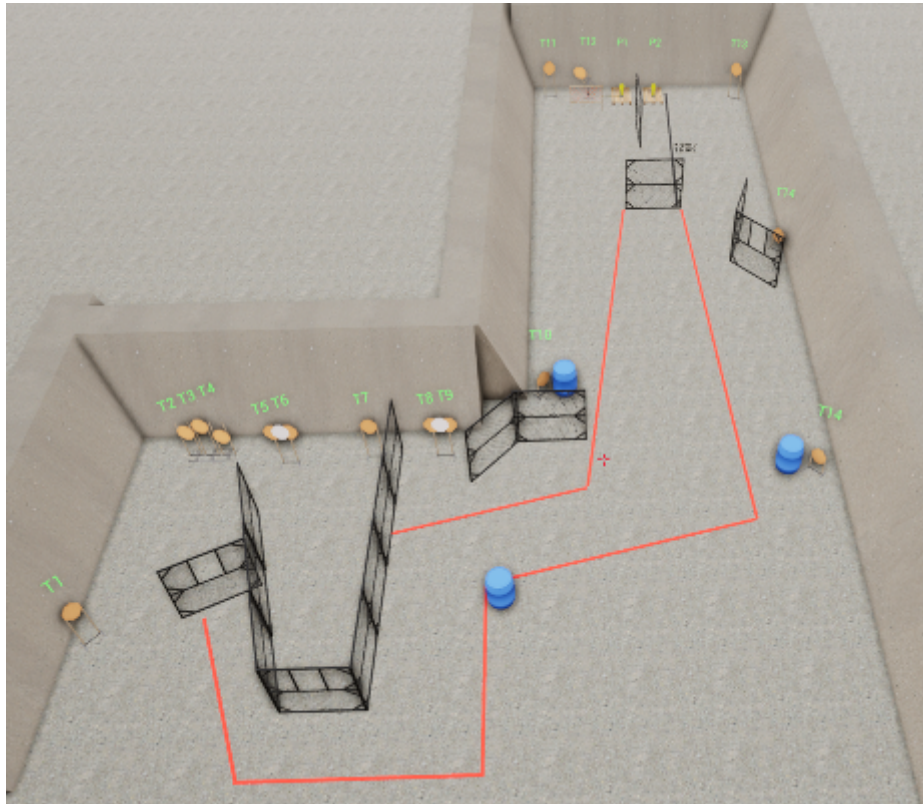
3. Hesteskoen



CoF	Comstock - Medium	Points	120 p
Targets	11 paper, 2 plates, Total 13 targets	Min rounds	24
Firearm	Handgun	Match-%	14.12%

Procedure	After start signal, engage targets. Pulling rope activates T5 and T6, which remains visible at rest.
Starting position	Anywhere as demonstrated
Firearm ready condition	
Start on	Audible signal
Stop on	
Penalties	
Safety angles	
Setup notes	

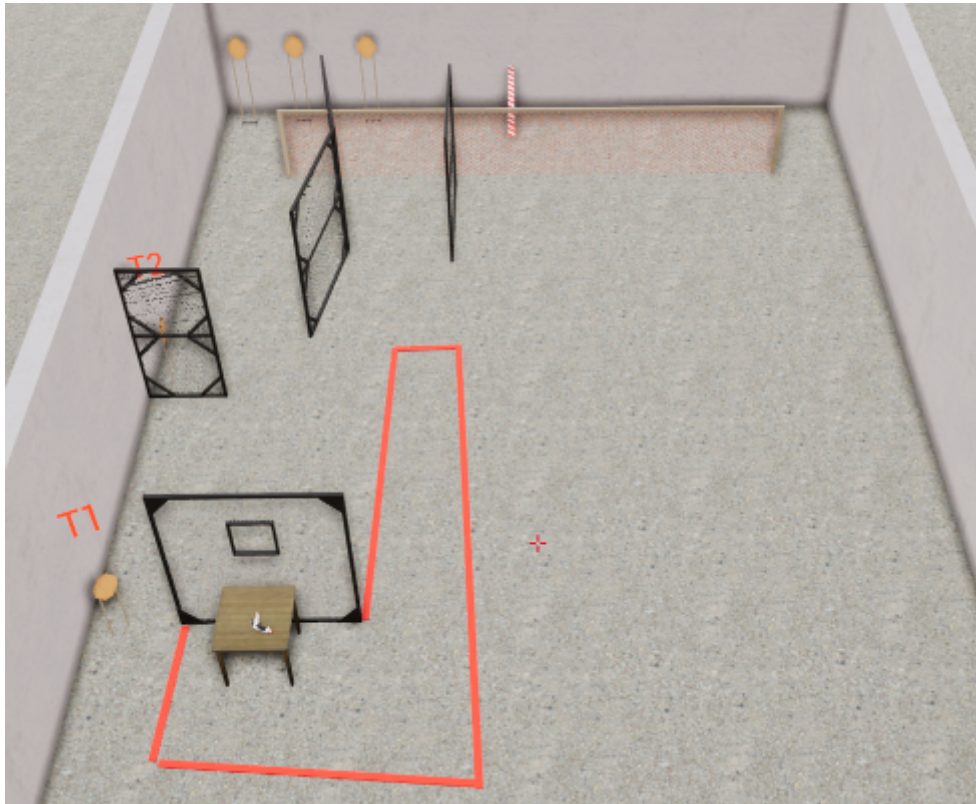
4. Hullet



CoF	Comstock - Long	Points	160 p
Targets	15 paper, 2 popper, Total 17 targets	Min rounds	32
Firearm	Handgun	Match-%	18.82%

Procedure	After start signal, engage targets. P1 and P2 both activates T12 which remains visible at rest.
Starting position	Starting anywhere as demonstrated
Firearm ready condition	
Start on	Audible signal
Stop on	
Penalties	
Safety angles	
Setup notes	On drawing there are 2 x T14. The rightmost T14 should be T15.

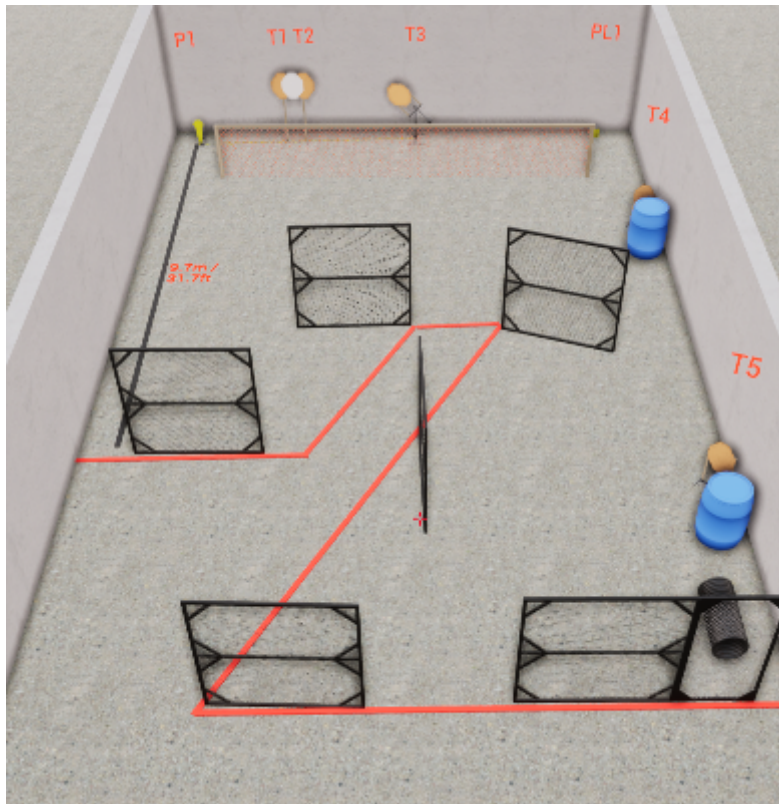
5. Stor Pistol - venstre 1 af 2



CoF	Comstock - Short	Points	50 p
Targets	5 paper, Total 5 targets	Min rounds	10
Firearm	Handgun	Match-%	5.88%

Procedure	After start signal, engage targets. One mandatory reload between engaging first and last target.
Starting position	Standing behind table
Firearm ready condition	Gun lying loaded on mark on table
Start on	Audible signal
Stop on	
Penalties	
Safety angles	
Setup notes	

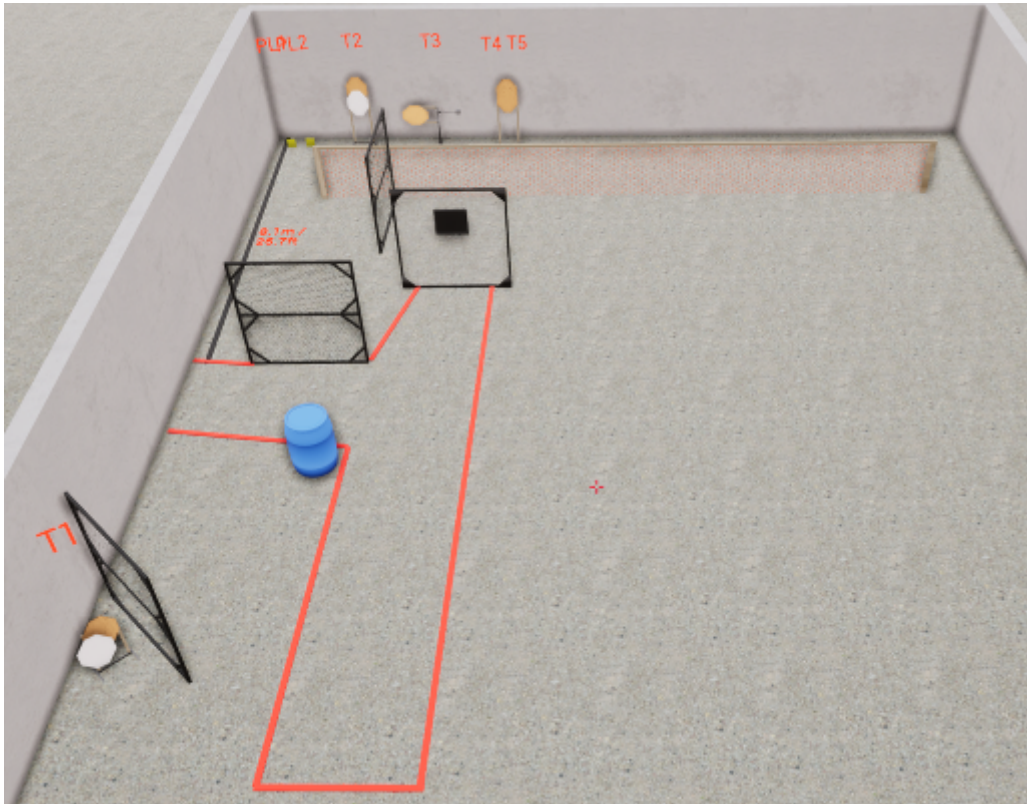
6. Stor Pistol - højre



CoF	Comstock - Short	Points	60 p
Targets	5 paper, 1 popper, 1 plates, Total 7 targets	Min rounds	12
Firearm	Handgun	Match-%	7.06%

Procedure	After start signal, engage targets. P1 activates T3 which remain visible at rest.
Starting position	Anywhere as demonstrated
Firearm ready condition	
Start on	Audible signal
Stop on	
Penalties	
Safety angles	
Setup notes	Plate 1 can only be shot through gray barrel.

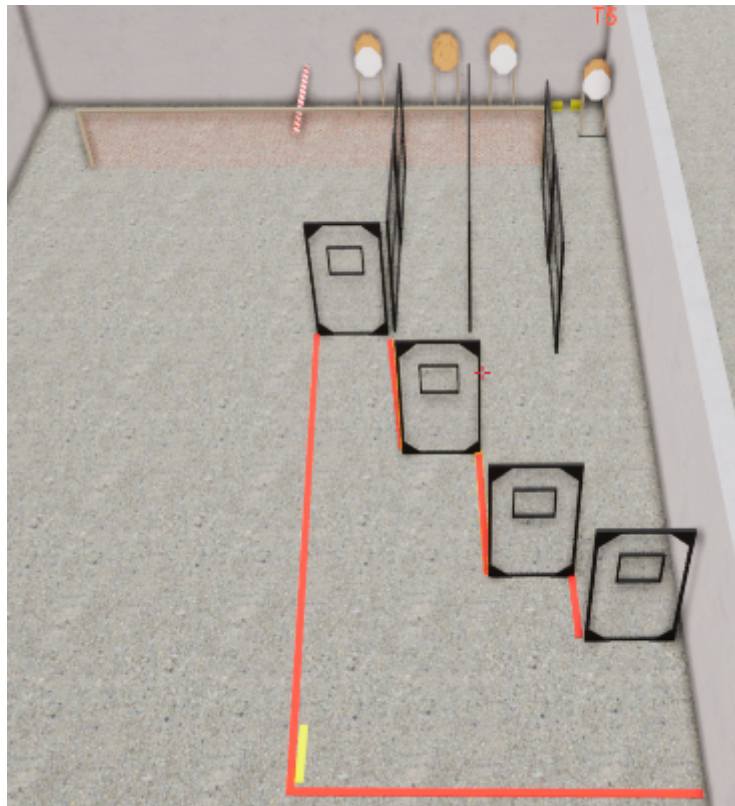
7. Lille pistol - 1 af 2



CoF	Comstock - Short	Points	60 p
Targets	5 paper, 2 plates, Total 7 targets	Min rounds	12
Firearm	Handgun	Match-%	7.06%

Procedure	After start signal, engage targets. Opening the hatch activates T3 which remains visible at rest.
Starting position	Anywhere as demonstrated
Firearm ready condition	
Start on	Audible signal
Stop on	
Penalties	
Safety angles	
Setup notes	

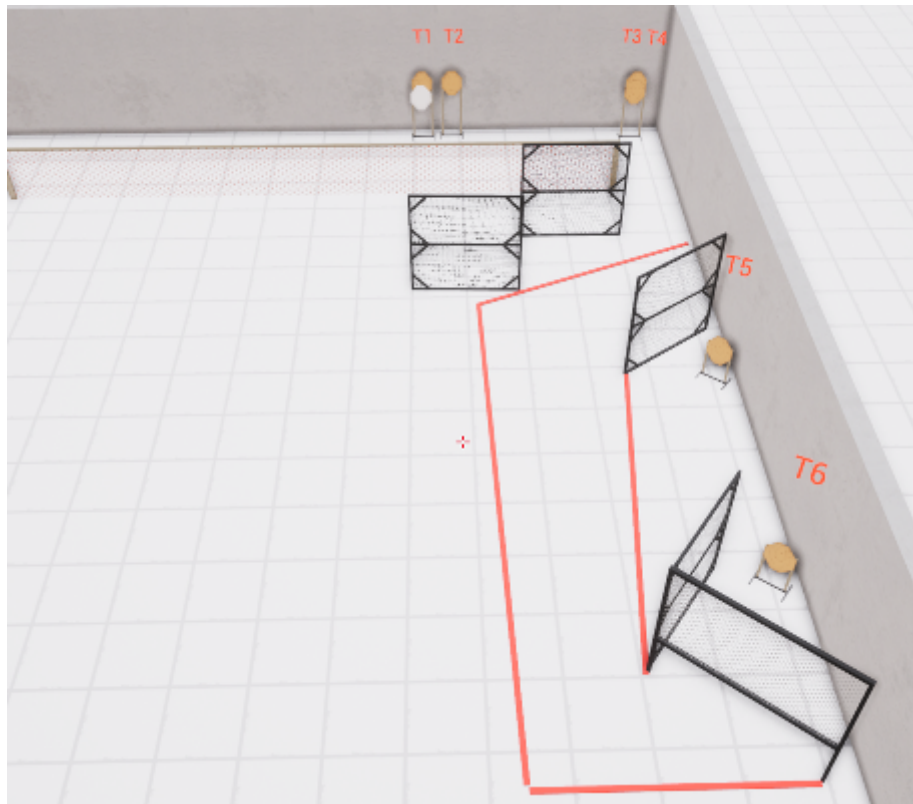
8. Stor Pistol - venstre 2 af 2



CoF	Comstock - Short	Points	60 p
Targets	5 paper, 2 plates, Total 7 targets	Min rounds	12
Firearm	Handgun	Match-%	7.06%

Procedure	After start signal, engage targets
Starting position	One foot touching the marked bar as demonstrated
Firearm ready condition	
Start on	Audible signal
Stop on	
Penalties	
Safety angles	
Setup notes	

9. Lille Pistol - 2 af 2



CoF	Comstock - Short	Points	60 p
Targets	6 paper, Total 6 targets	Min rounds	12
Firearm	Handgun	Match-%	7.06%

Procedure	After start signal, engage targets
Starting position	Anywhere as demonstrated
Firearm ready condition	
Start on	Audible signal
Stop on	
Penalties	
Safety angles	
Setup notes	