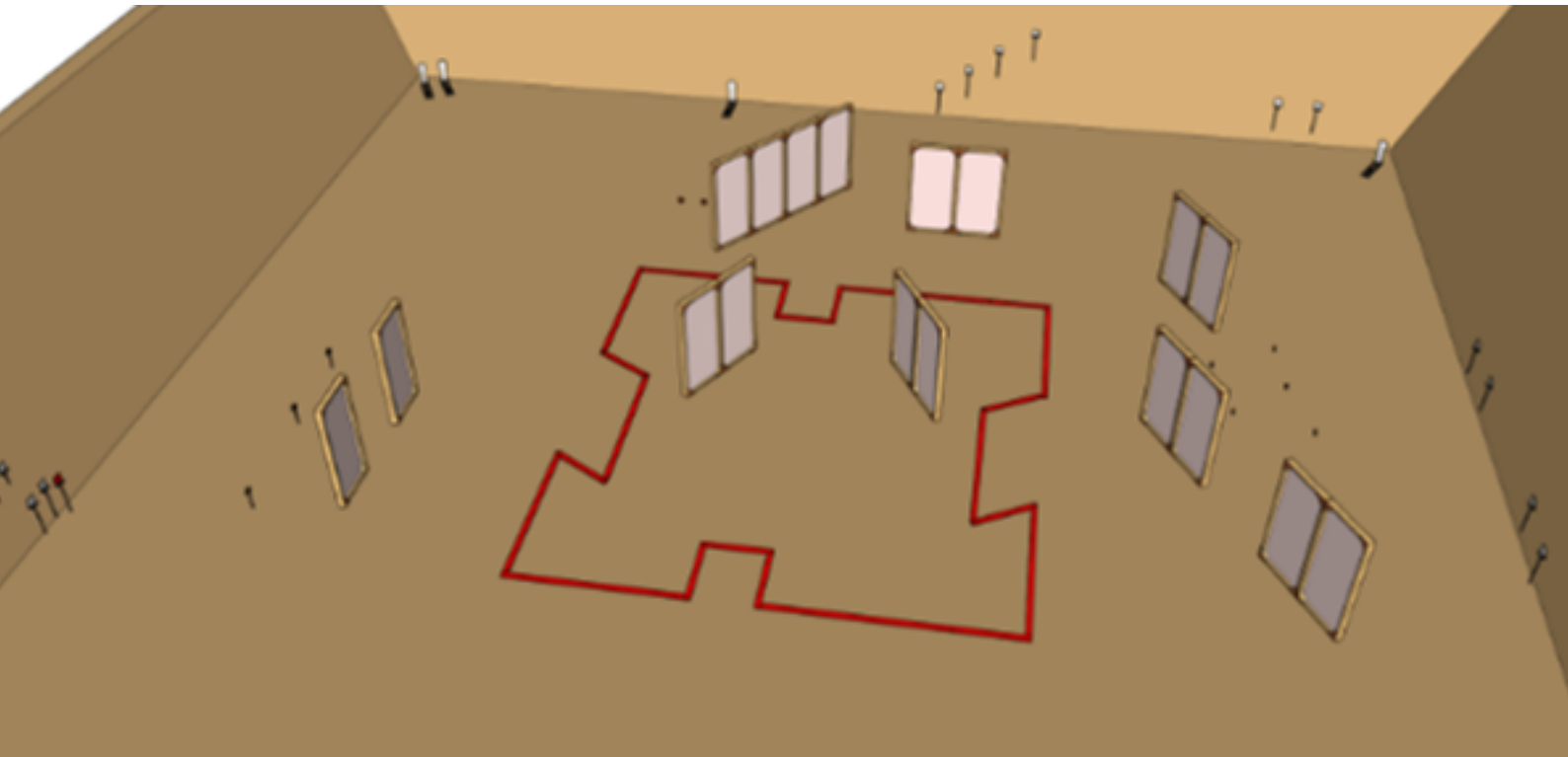


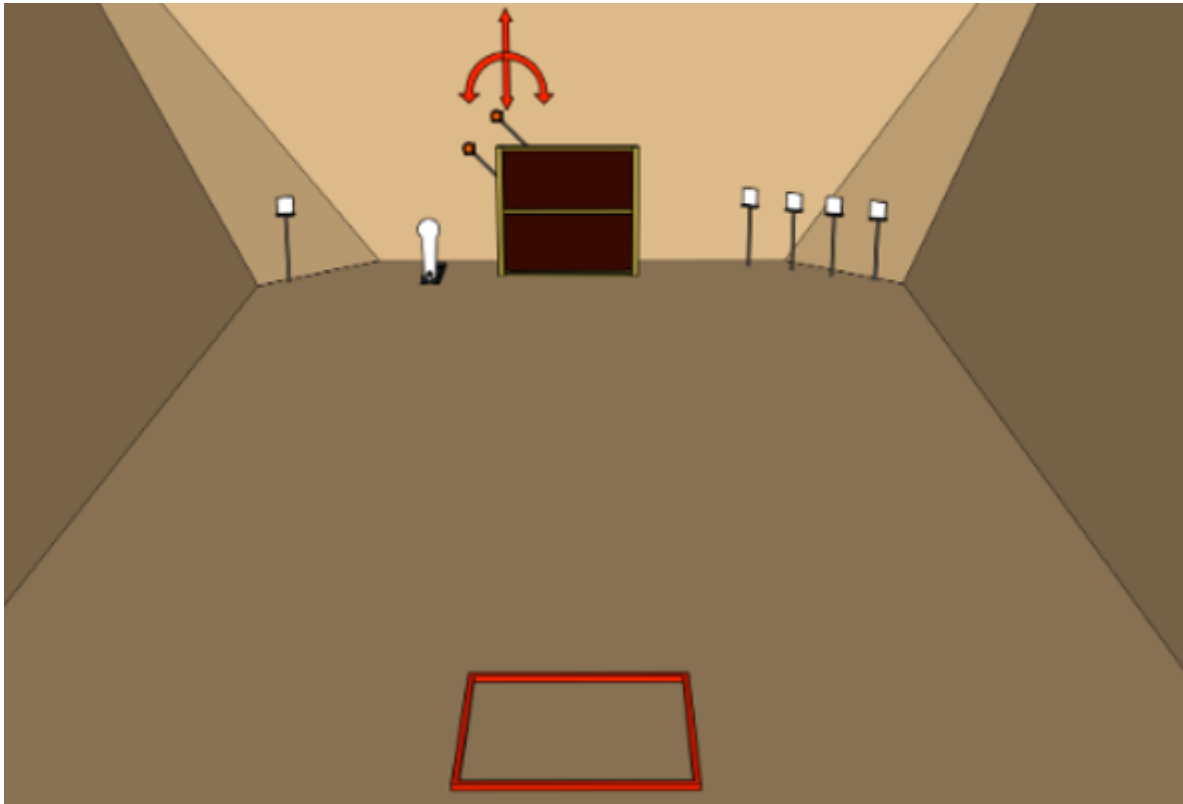
1. Stage 1 – K-vallen



CoF	Comstock - Long	Points	140 p
Targets	4 popper, 17 plates, 7 frangible, 1 no-shoot, Total 28 targets	Min rounds	28
Firearm	Shotgun	Match-%	17.07%

Procedure	On signal engage targets.
Starting position	Standing anywhere, Shotgun in the ready condition held in both hands, stock touching the competitor at hip level, trigger guard downwards, barrel parallel to the ground, finger outside the trigger guard as demonstrated.
Firearm ready condition	
Start on	Audible signal
Stop on	Last shot
Penalties	As per current edition of rules
Safety angles	L/R
Setup notes	

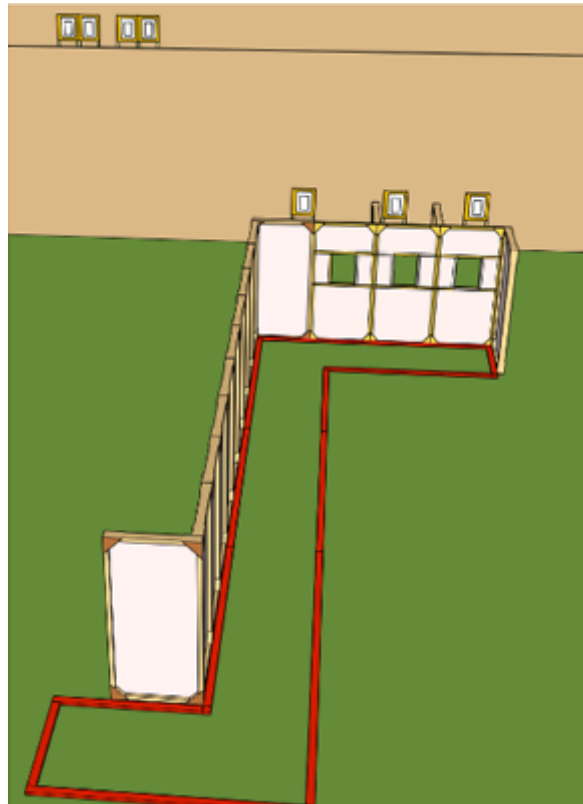
2. Stage 2 – K2



CoF	Comstock - Short	Points	40 p
Targets	1 popper, 5 plates, 2 frangible, Total 8 targets	Min rounds	8
Firearm	Shotgun	Match-%	4.88%

Procedure	On signal engage targets. Popper P1 releases swinger S1. Swinger visible at rest.
Starting position	Standing anywhere, Shotgun in the ready condition held in both hands, stock touching the competitor at hip level, trigger guard downwards, barrel parallel to the ground, finger outside the trigger guard as demonstrated.
Firearm ready condition	Loaded, empty chamber (Option 2)
Start on	Audible signal
Stop on	Last shot
Penalties	As per current edition of rules
Safety angles	L/R
Setup notes	

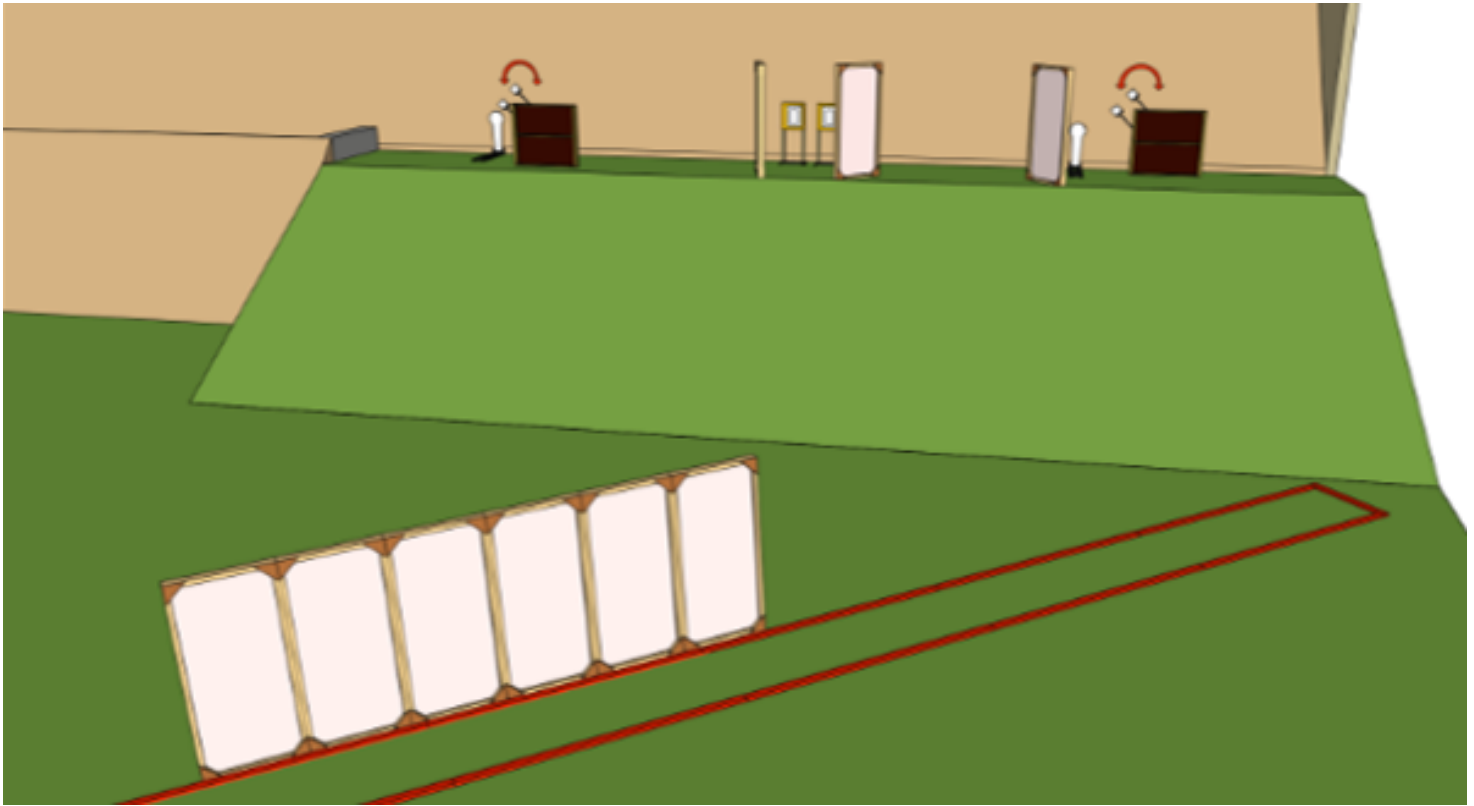
3. Stage 3 – 100 m



CoF	Comstock - Medium	Points	70 p
Targets	7 paper, Total 7 targets	Min rounds	14
Firearm	Shotgun	Match-%	8.54%

Procedure	On signal engage targets
Starting position	Standing anywhere, Shotgun in the ready condition held in both hands, stock touching the competitor at hip level, trigger guard downwards, barrel parallel to the ground, finger outside the trigger guard as demonstrated.
Firearm ready condition	Loaded (Option 1)
Start on	Audible signal
Stop on	Last shot
Penalties	As per current edition of rules
Safety angles	L/R
Setup notes	

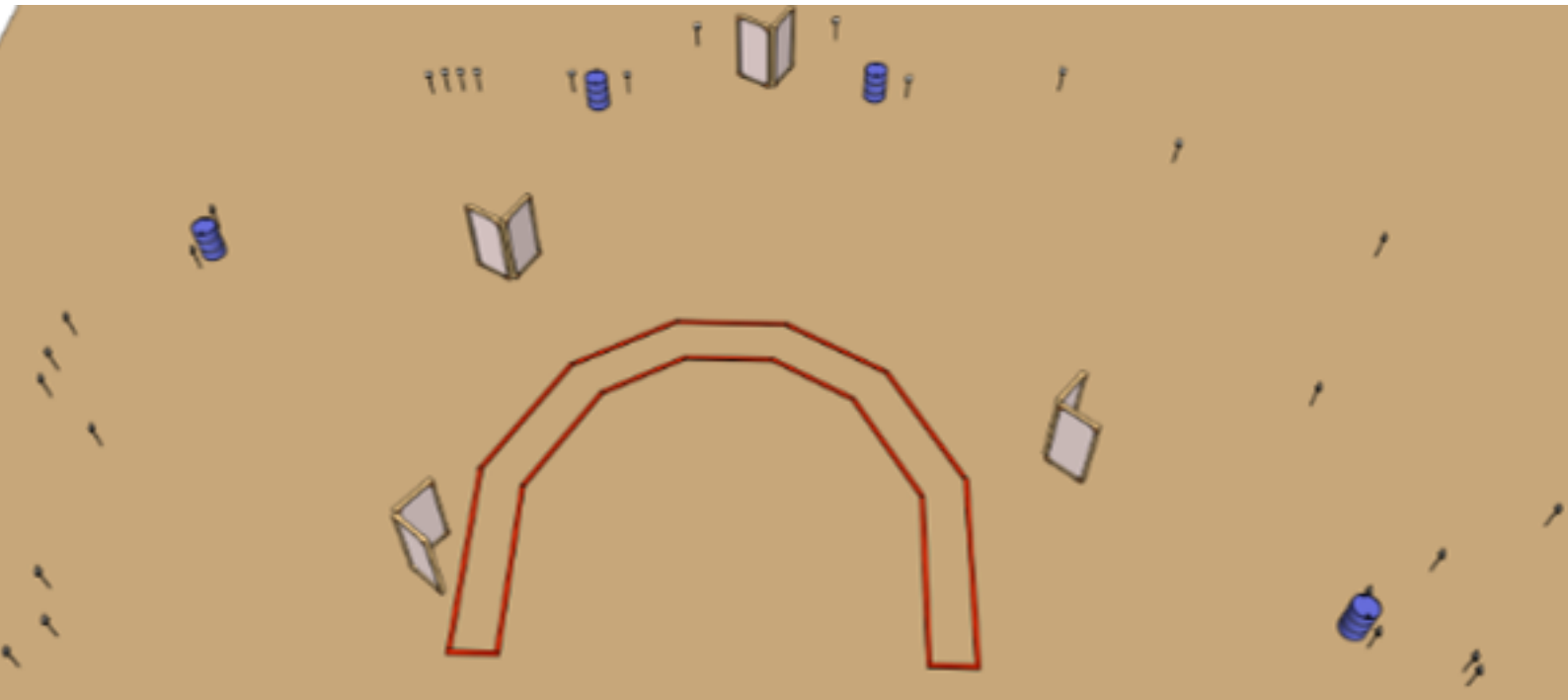
4. Stage 4 – 300 m



CoF	Comstock - Short	Points	50 p
Targets	2 paper, 2 popper, 4 plates, Total 8 targets	Min rounds	8
Firearm	Shotgun	Match-%	6.10%

Procedure	On signal engage targets. Popper P1 releases swinger S1. Popper P2 releases swinger S2. Swingers visible at rest.
Starting position	Standing anywhere, Shotgun in the ready condition held in both hands, stock touching the competitor at hip level, trigger guard downwards, barrel parallel to the ground, finger outside the trigger guard as demonstrated.
Firearm ready condition	Loaded (Option 1)
Start on	Audible signal
Stop on	Last shot
Penalties	As per current edition of rules
Safety angles	L/R
Setup notes	

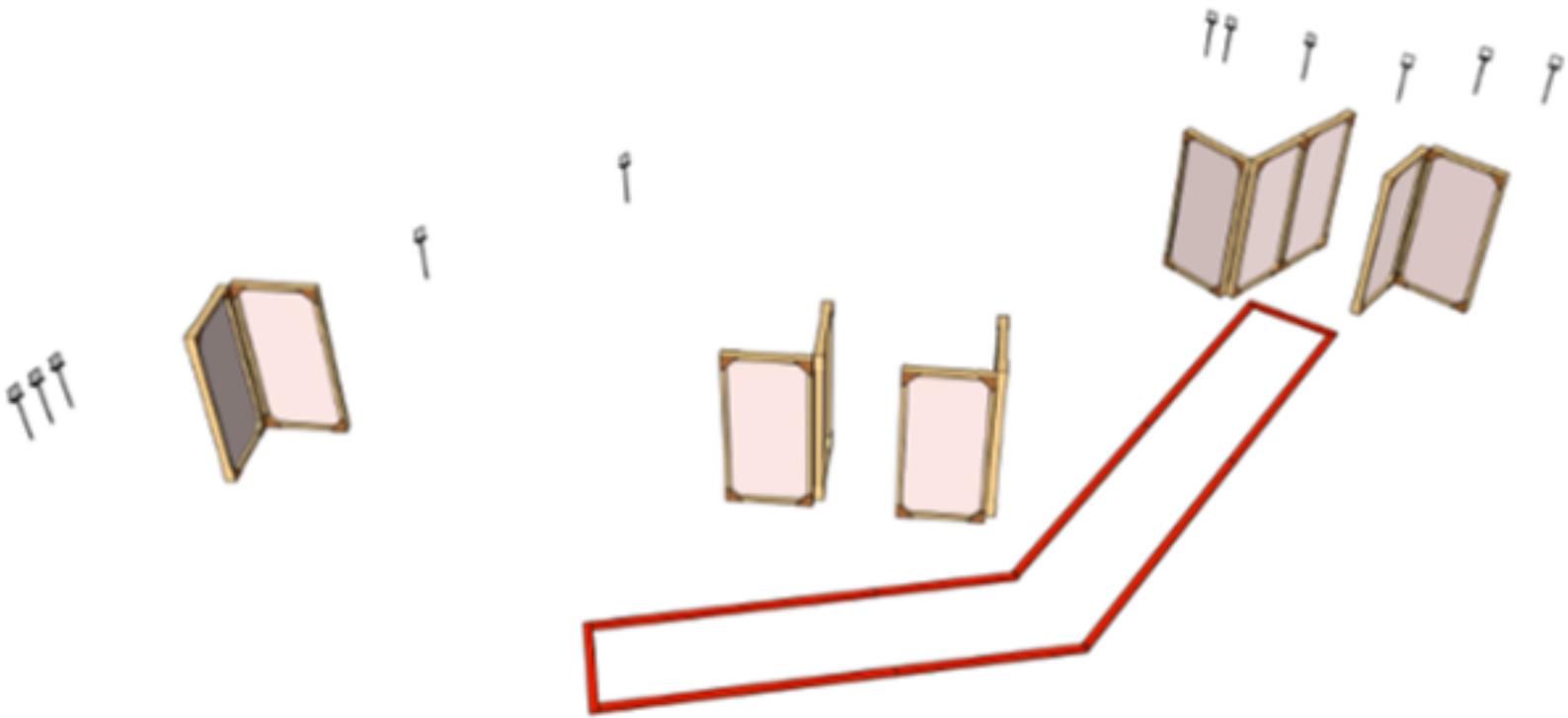
5. Stage 5 – I1



CoF	Comstock - Long	Points	140 p
Targets	28 plates, Total 28 targets	Min rounds	28
Firearm	Shotgun	Match-%	17.07%

Procedure	On signal engage targets.
Starting position	Standing anywhere, Shotgun in the ready condition held in both hands, stock touching the competitor at hip level, trigger guard downwards, barrel parallel to the ground, finger outside the trigger guard as demonstrated.
Firearm ready condition	Loaded (Option 1)
Start on	Audible signal
Stop on	Last shot
Penalties	As per current edition of rules
Safety angles	L/R
Setup notes	

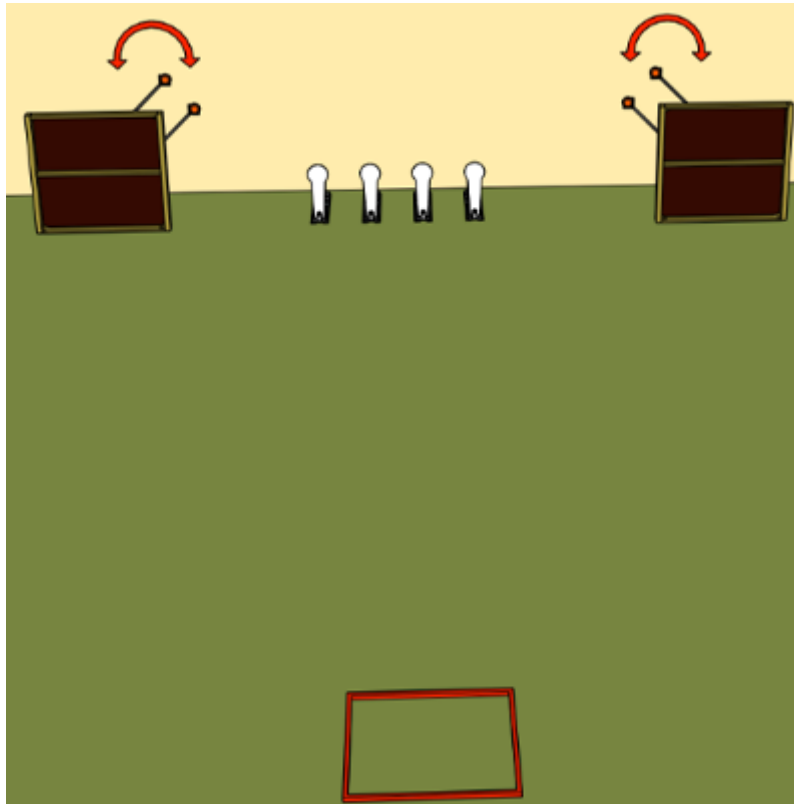
6. Stage 6 – I2



CoF	Comstock - Medium	Points	55 p
Targets	11 plates, Total 11 targets	Min rounds	11
Firearm	Shotgun	Match-%	6.71%

Procedure	On signal engage targets.
Starting position	Standing anywhere, Shotgun in the ready condition held in both hands, stock touching the competitor at hip level, trigger guard downwards, barrel parallel to the ground, finger outside the trigger guard as demonstrated.
Firearm ready condition	Loaded (Option 1)
Start on	Audible signal
Stop on	Last shot
Penalties	As per current edition of rules
Safety angles	L/R
Setup notes	

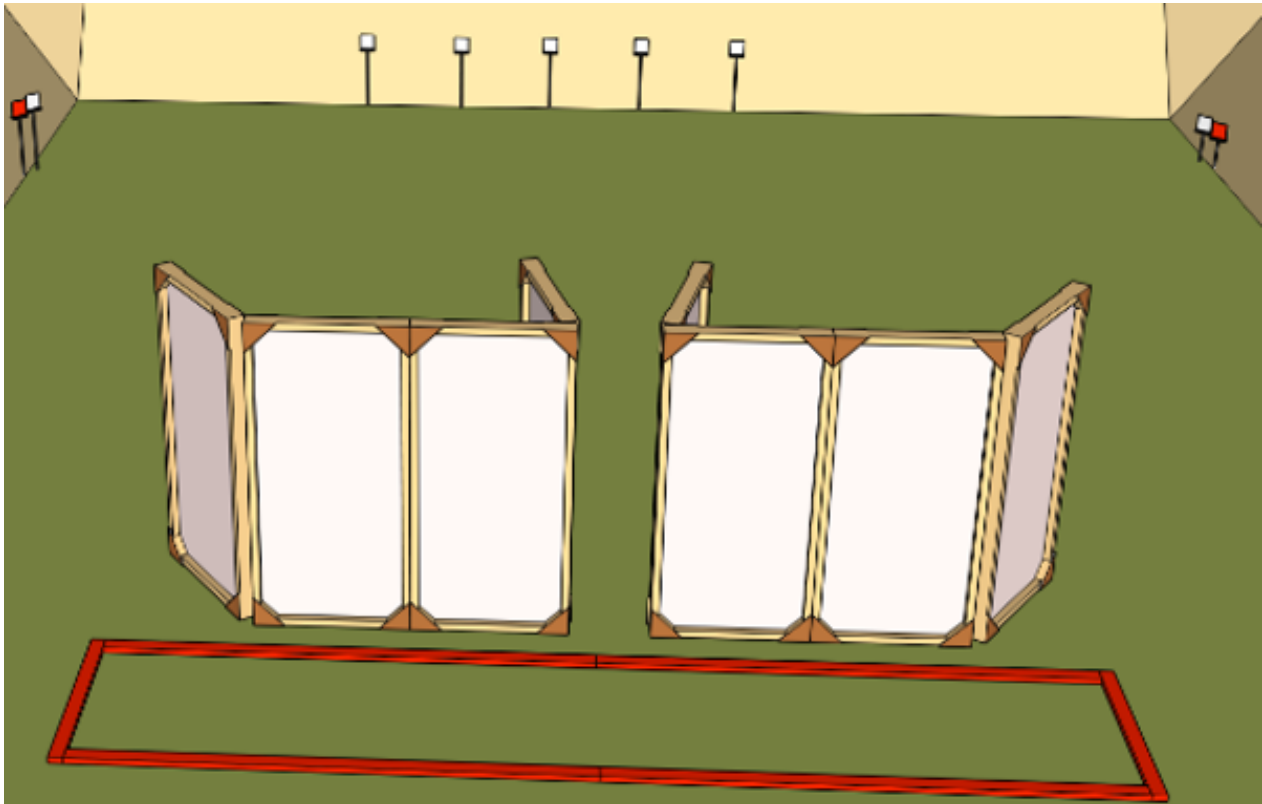
7. Stage 7 – H1



CoF	Comstock - Short	Points	40 p
Targets	4 popper, 4 frangible, Total 8 targets	Min rounds	8
Firearm	Shotgun	Match-%	4.88%

Procedure	On signal engage targets. Any popper trigger swingers S1 & S2. Swingers visible at rest.
Starting position	Standing anywhere, Shotgun in the ready condition held in both hands, stock touching the competitor at hip level, trigger guard downwards, barrel parallel to the ground, finger outside the trigger guard as demonstrated.
Firearm ready condition	Loaded (Option 1)
Start on	Audible signal
Stop on	Last shot
Penalties	As per current edition of rules
Safety angles	L/R
Setup notes	

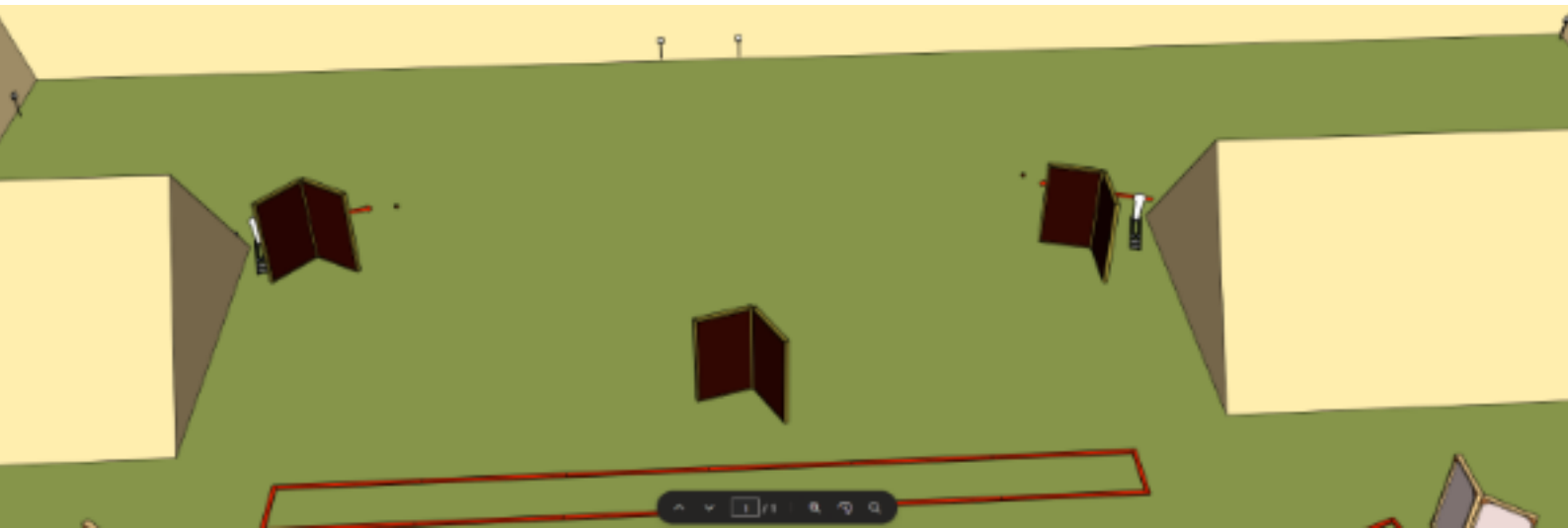
8. Stage 8 – H2



CoF	Comstock - Short	Points	35 p
Targets	7 plates, 2 no-shoot, Total 7 targets	Min rounds	7
Firearm	Shotgun	Match-%	4.27%

Procedure	On signal engage targets.
Starting position	Standing anywhere, Shotgun in the ready condition held in both hands, stock touching the competitor at hip level, trigger guard downwards, barrel parallel to the ground, finger outside the trigger guard as demonstrated.
Firearm ready condition	Loaded (Option 1)
Start on	Audible signal
Stop on	Last shot
Penalties	As per current edition of rules
Safety angles	L/R
Setup notes	

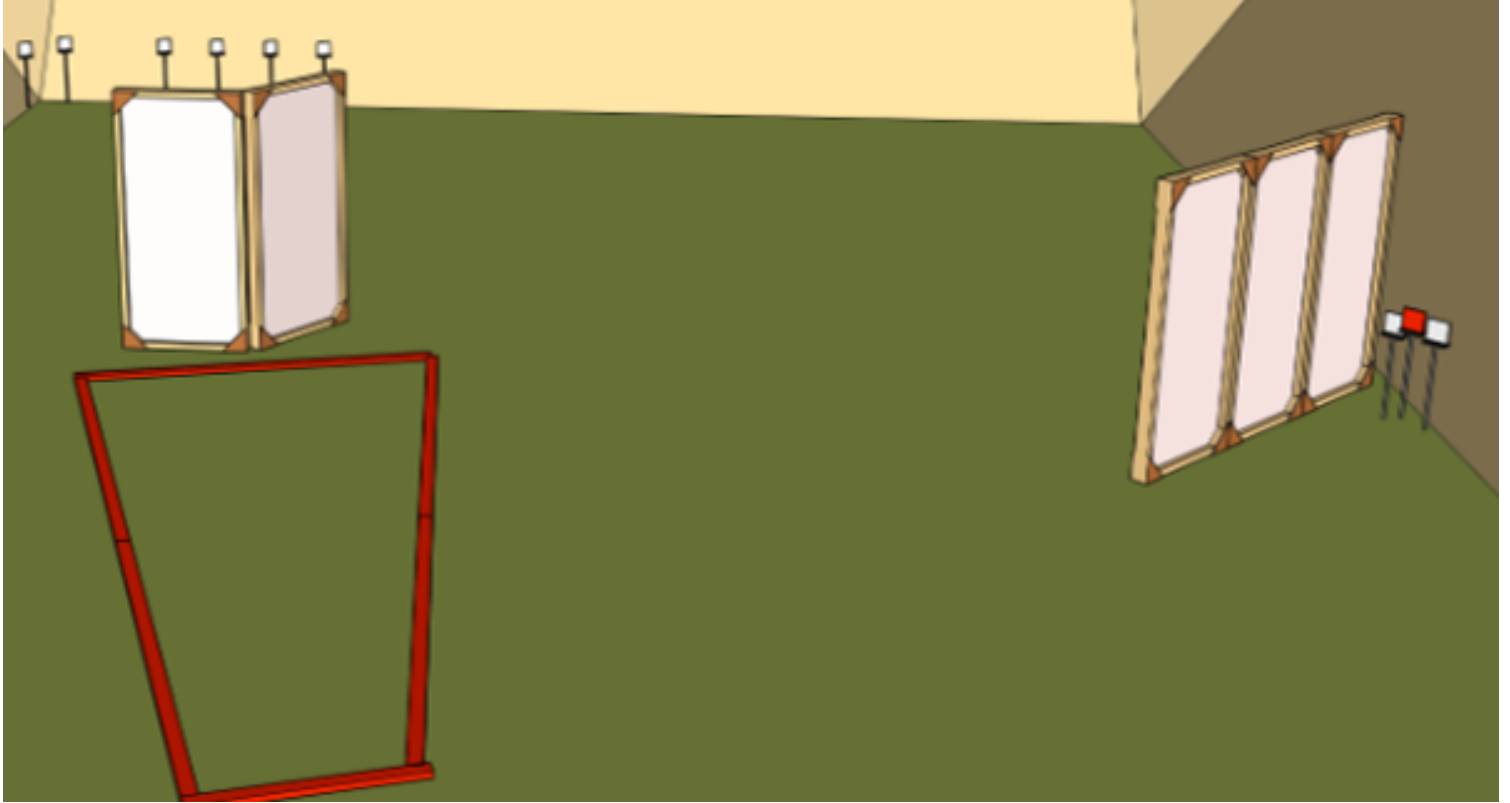
9. Stage 9 – H3



CoF	Comstock - Short	Points	50 p
Targets	2 popper, 4 plates, 2 frangible, (with 2 10p), Total 8 targets	Min rounds	6
Firearm	Shotgun	Match-%	6.10%

Procedure	On signal engage targets. Popper 1 activates disappearing clay 1. Popper 2 activates disappearing clay 2. Disappering Targets score 10 Points each.
Starting position	Standing anywhere, Shotgun in the ready condition held in both hands, stock touching the competitor at hip level, trigger guard downwards, barrel parallel to the ground, finger outside the trigger guard as demonstrated.
Firearm ready condition	Loaded (Option 1)
Start on	Audible signal
Stop on	Last shot
Penalties	As per current edition of rules
Safety angles	L/R
Setup notes	

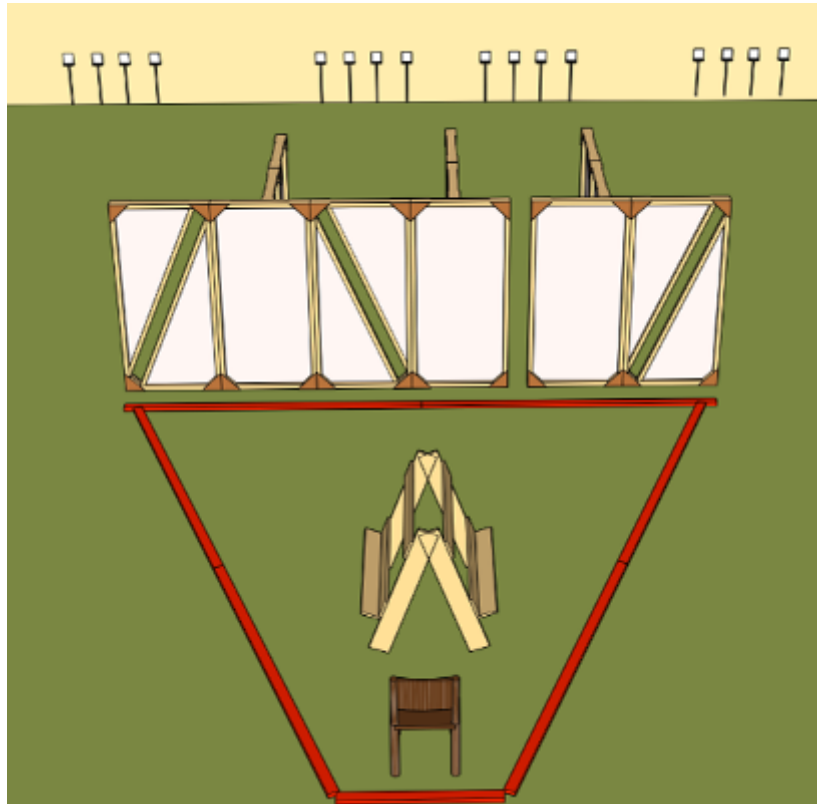
10. Stage 10 – H4



CoF	Comstock - Short	Points	40 p
Targets	8 plates, 1 no-shoot, Total 8 targets	Min rounds	8
Firearm	Shotgun	Match-%	4.88%

Procedure	On signal engage targets.
Starting position	Standing anywhere, Shotgun in the ready condition held in both hands, stock touching the competitor at hip level, trigger guard downwards, barrel parallel to the ground, finger outside the trigger guard as demonstrated.
Firearm ready condition	Loaded (Option 1)
Start on	Audible signal
Stop on	Last shot
Penalties	As per current edition of rules
Safety angles	L/R
Setup notes	

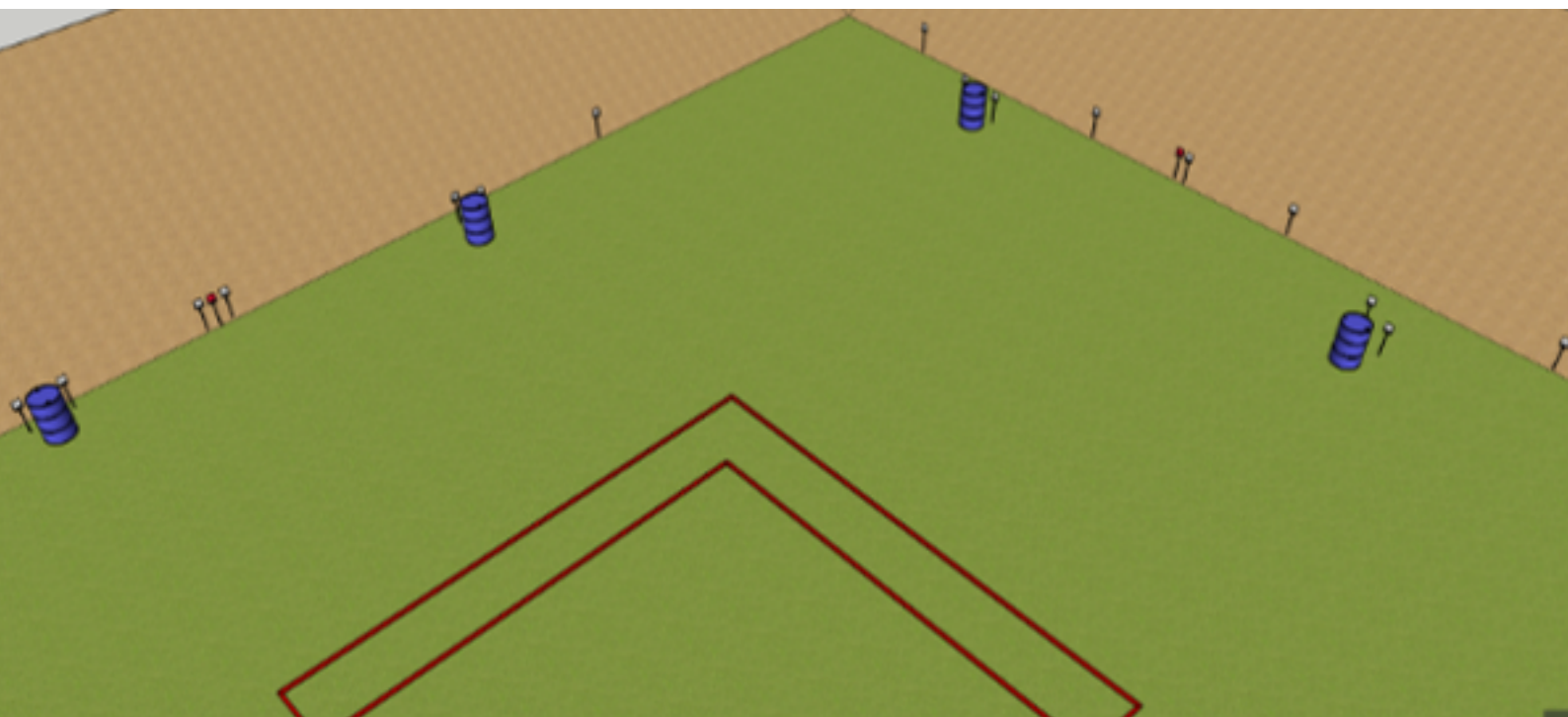
11. Stage 11 – H5



CoF	Comstock - Medium	Points	80 p
Targets	16 plates, Total 16 targets	Min rounds	16
Firearm	Shotgun	Match-%	9.76%

Procedure	On signal engage targets.
Starting position	Sitting on chair as demonstrated. Shotgun in the ready condition in gun rack.
Firearm ready condition	Unloaded (Option 3)
Start on	Audible signal
Stop on	Last shot
Penalties	As per current edition of rules
Safety angles	L/R
Setup notes	

12. Stage 12 – Övre Pistol



CoF	Comstock - Medium	Points	80 p
Targets	16 plates, 2 no-shoot, Total 16 targets	Min rounds	16
Firearm	Shotgun	Match-%	9.76%

Procedure	On signal engage targets.
Starting position	Standing anywhere, Shotgun in the ready condition held in both hands, stock touching the competitor at hip level, trigger guard downwards, barrel parallel to the ground, finger outside the trigger guard as demonstrated.
Firearm ready condition	Loaded (Option 1)
Start on	Audible signal
Stop on	Last shot
Penalties	As per current edition of rules
Safety angles	L/R
Setup notes	