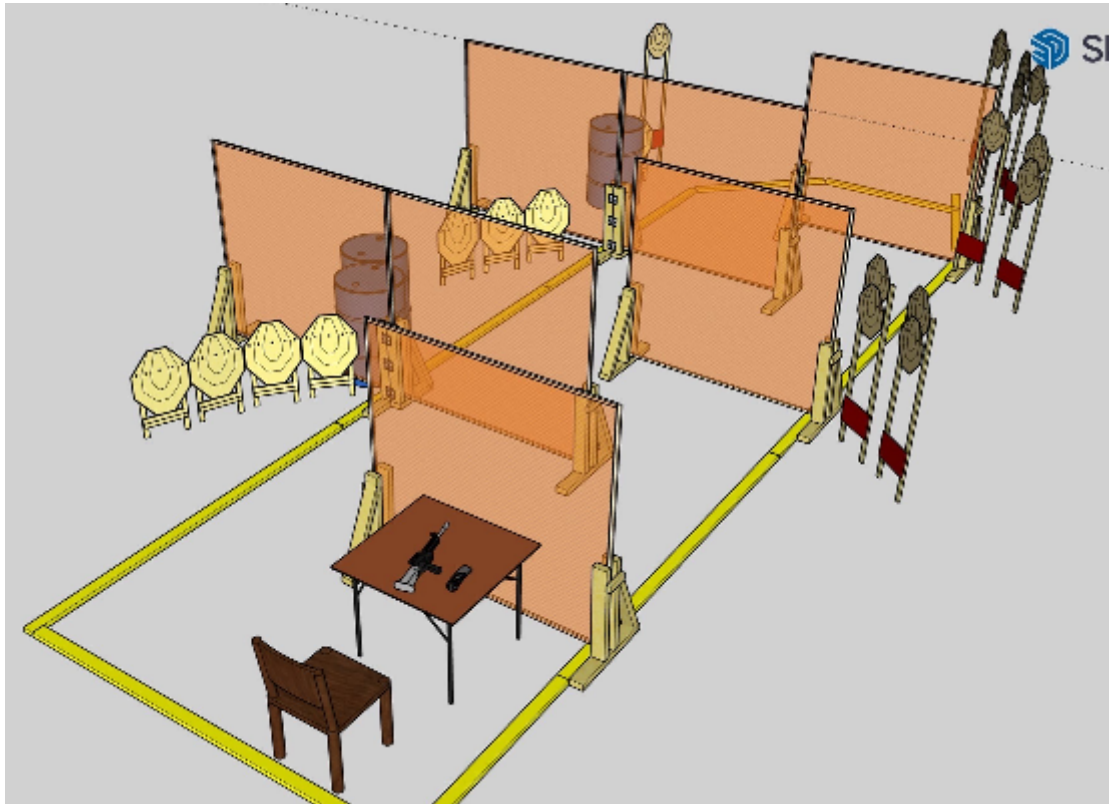


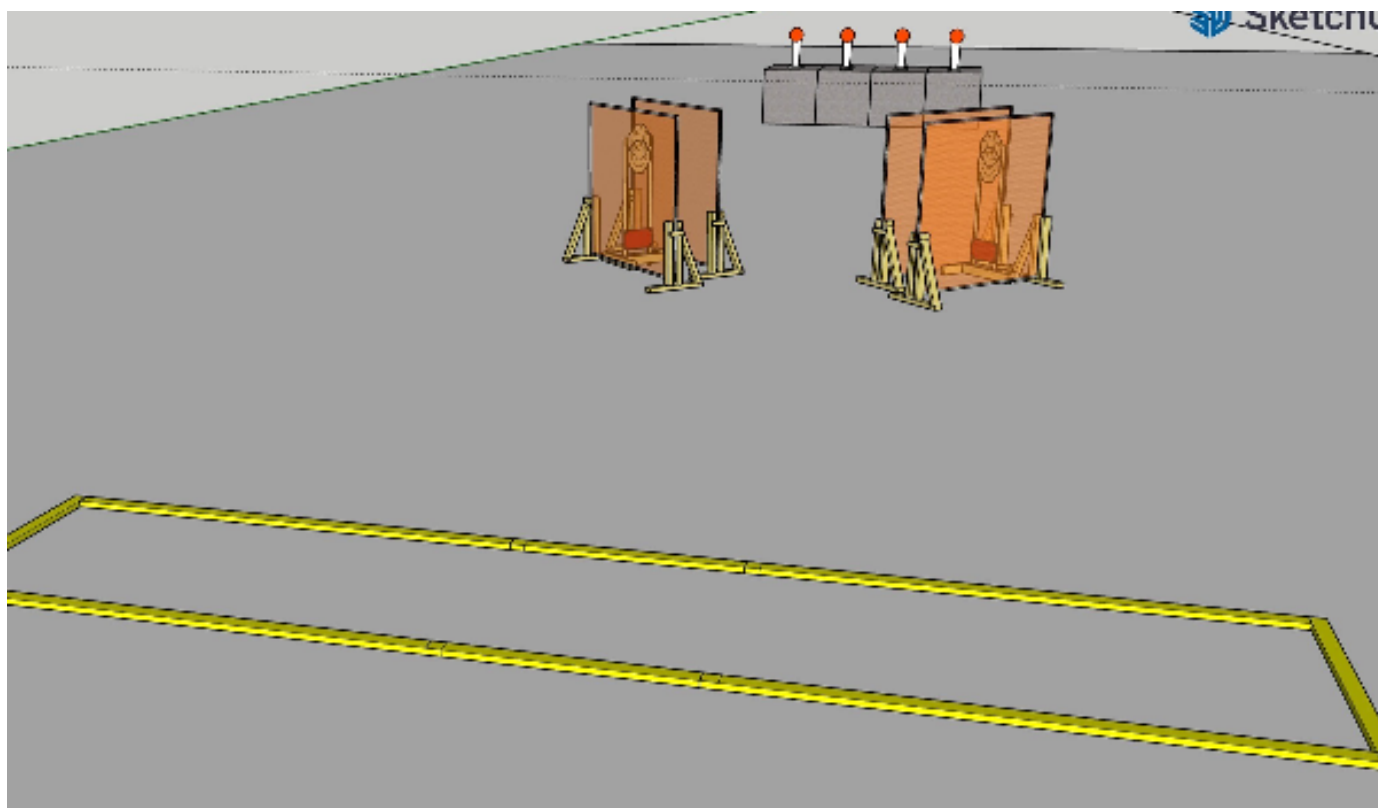
# 1. Stage 1



CoF	Comstock - Long	Points	200 p
Targets	20 paper, Total 20 targets	Min rounds	40
Firearm	Pistol Caliber Carbine	Match-%	17.32%

Procedure	At the start signal engage targets from within the designated area.
Starting position	Seated relaxed in chair as demonstrated by RO. Firearm on table as demonstrated.
Firearm ready condition	Unloaded - Option 3.
Start on	Audible signal
Stop on	Last shot
Penalties	As per current edition of rules
Safety angles	L/R
Setup notes	

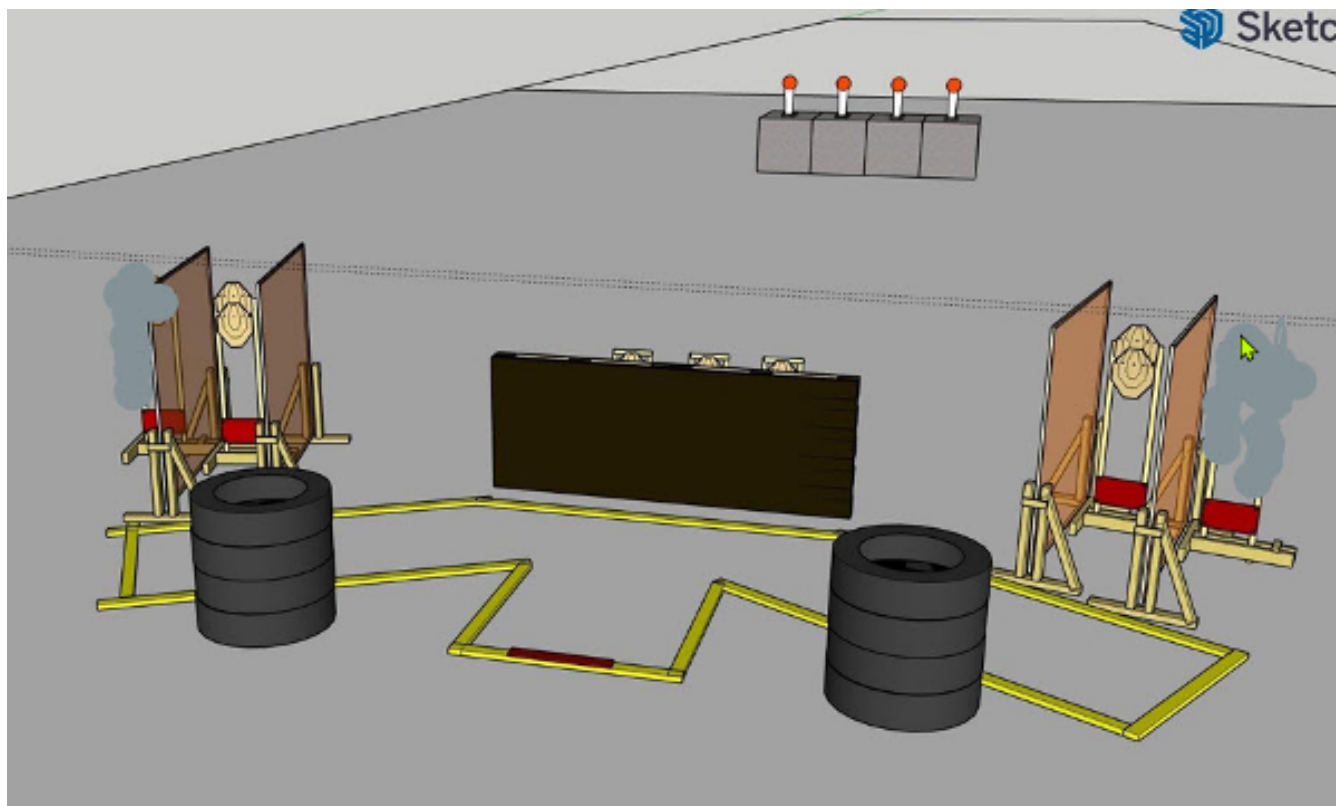
## 2. Stage 2



CoF	Comstock - Short	Points	60 p
Targets	4 paper, 4 plates, Total 8 targets	Min rounds	12
Firearm	Pistol Caliber Carbine	Match-%	5.19%

Procedure	At the start signal engage targets from within the designated area.
Starting position	Anywhere within the designated area. Competitor must be standing erect, with the firearm in the ready condition, held in both hands, stock touching the competitor at hip level, barrel parallel to the ground, trigger guard downward, muzzle pointing downrange with the fingers outside the trigger guard.
Firearm ready condition	Loaded - Option 2.
Start on	Audible signal
Stop on	Last shot
Penalties	As per current edition of rules
Safety angles	L/R
Setup notes	

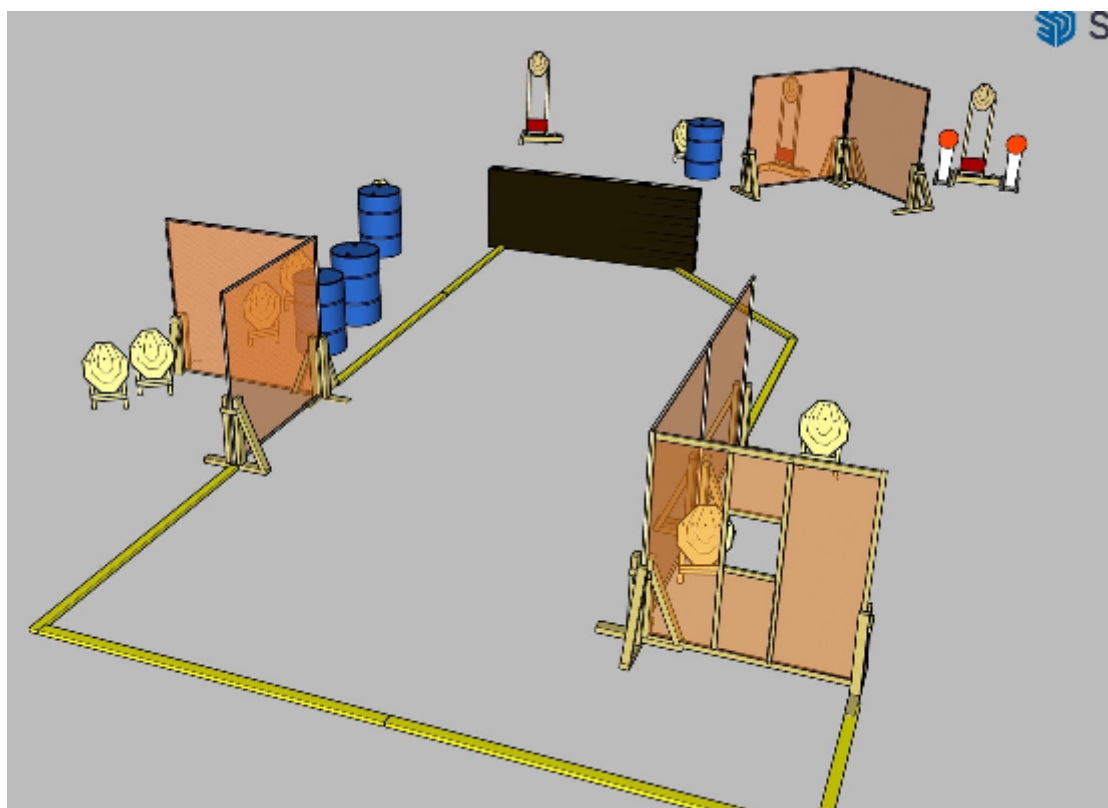
### 3. Stage 3



CoF	Comstock - Medium	Points	90 p
Targets	7 paper, 4 plates, Total 11 targets	Min rounds	18
Firearm	Pistol Caliber Carbine	Match-%	7.79%

Procedure	At the start signal engage targets from within the designated area.
Starting position	Heels touching marks as demonstrated by RO. Competitor must be standing erect, with the firearm in the ready condition, held in both hands, stock touching the competitor at hip level, barrel parallel to the ground, trigger guard downward, muzzle pointing downrange with the fingers outside the trigger guard.
Firearm ready condition	Loaded - Option 1.
Start on	Audible signal
Stop on	Last shot
Penalties	As per current edition of rules
Safety angles	L/R
Setup notes	

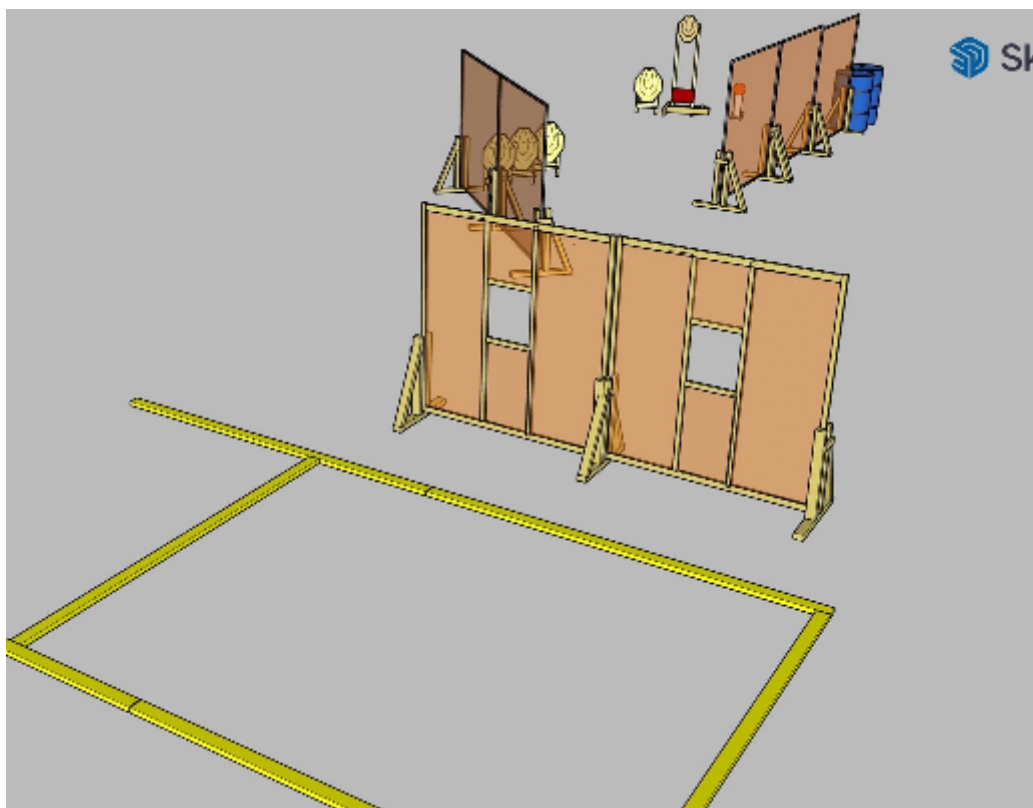
## 4. Stage 4



CoF	Comstock - Medium	Points	120 p
Targets	11 paper, 2 popper, Total 13 targets	Min rounds	24
Firearm	Pistol Caliber Carbine	Match-%	10.39%

Procedure	At the start signal engage targets from within the designated area.
Starting position	Anywhere within the designated area. Competitor must be standing erect, with the firearm in the ready condition, held in both hands, stock touching the competitor at hip level, barrel parallel to the ground, trigger guard downward, muzzle pointing downrange with the fingers outside the trigger guard.
Firearm ready condition	Loaded - Option 1.
Start on	Audible signal
Stop on	Last shot
Penalties	As per current edition of rules
Safety angles	L/R
Setup notes	

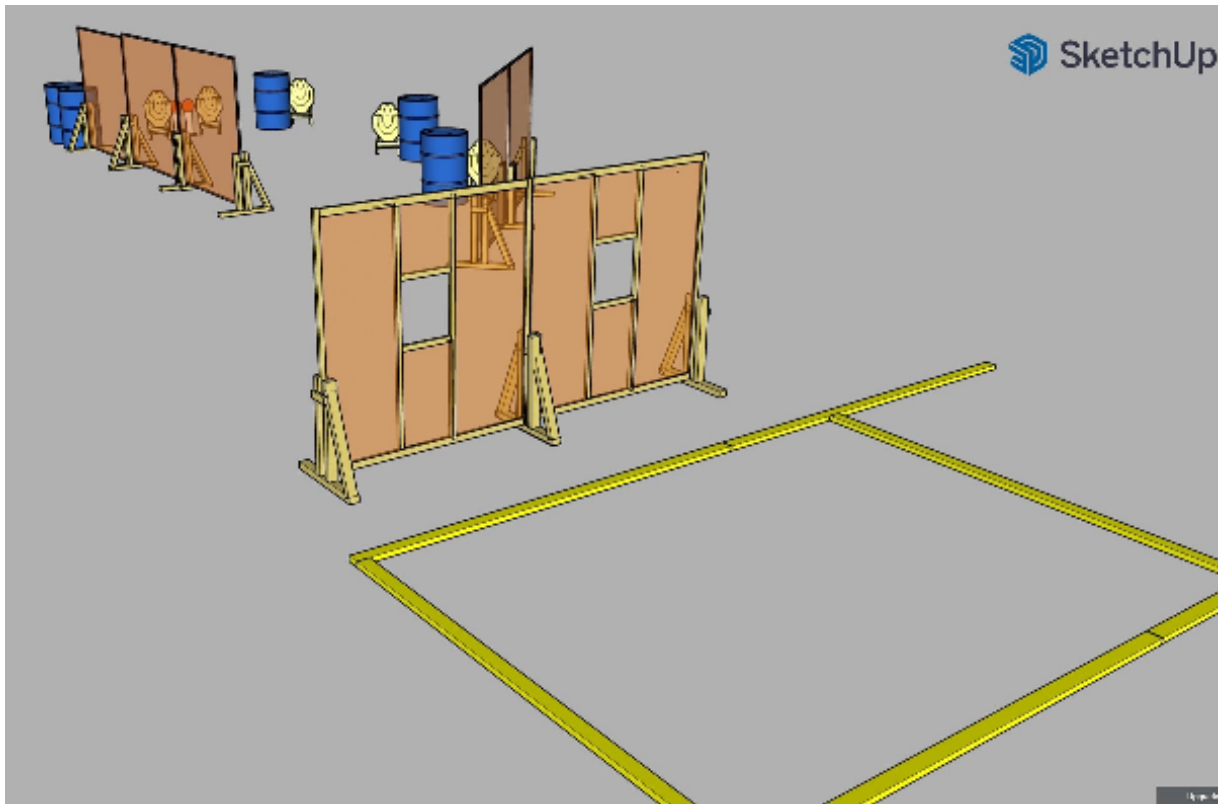
## 5. Stage 5



CoF	Comstock - Short	Points	55 p
Targets	5 paper, 1 popper, Total 6 targets	Min rounds	11
Firearm	Pistol Caliber Carbine	Match-%	4.76%

Procedure	At the start signal engage targets from within the designated area.
Starting position	Anywhere within the designated area. Competitor must be standing erect, with the firearm in the ready condition, held in both hands, stock touching the competitor at hip level, barrel parallel to the ground, trigger guard downward, muzzle pointing downrange with the fingers outside the trigger guard.
Firearm ready condition	Loaded - Option 1.
Start on	Audible signal
Stop on	Last shot
Penalties	As per current edition of rules
Safety angles	L/R
Setup notes	

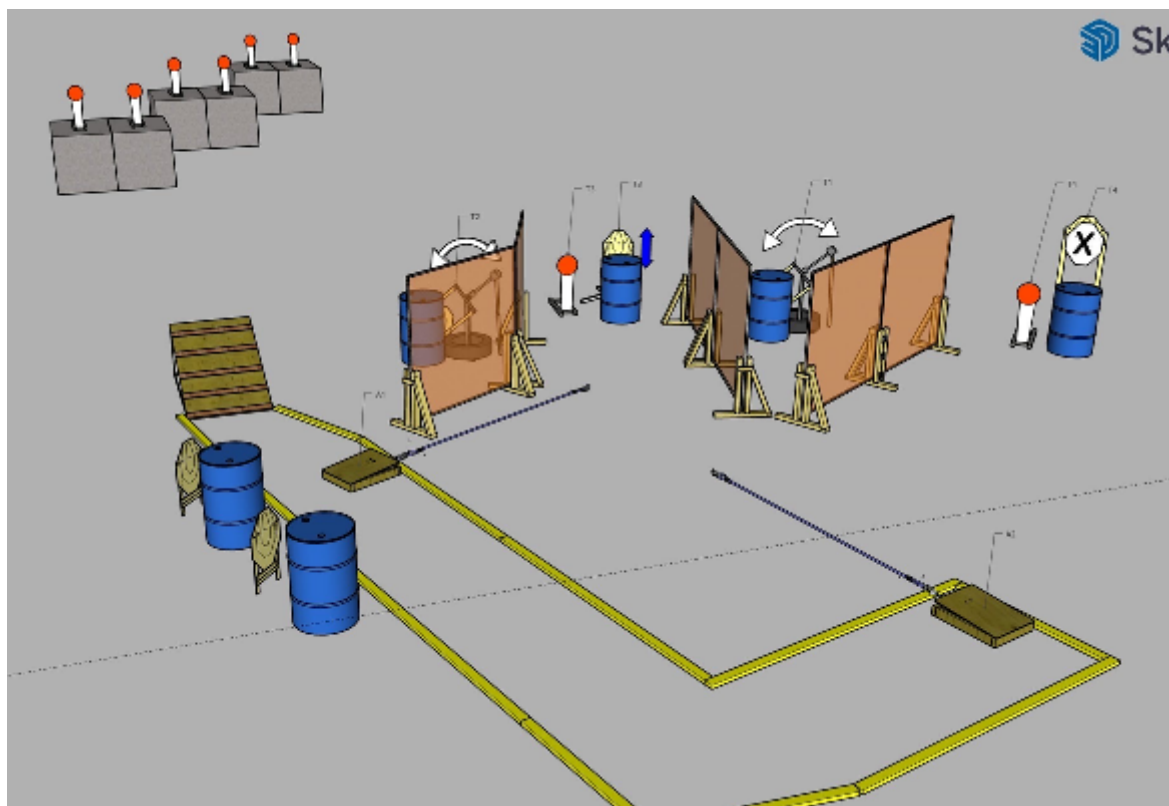
## 6. Stage 6



CoF	Comstock - Short	Points	60 p
Targets	5 paper, 2 popper, Total 7 targets	Min rounds	12
Firearm	Pistol Caliber Carbine	Match-%	5.19%

Procedure	At the start signal engage targets from within the designated area.
Starting position	Anywhere within the designated area. Competitor must be standing erect, with the firearm in the ready condition, held in both hands, stock touching the competitor at hip level, barrel parallel to the ground, trigger guard downward, muzzle pointing downrange with the fingers outside the trigger guard.
Firearm ready condition	Loaded - Option 1.
Start on	Audible signal
Stop on	Last shot
Penalties	As per current edition of rules
Safety angles	L/R
Setup notes	

## 7. Stage 7

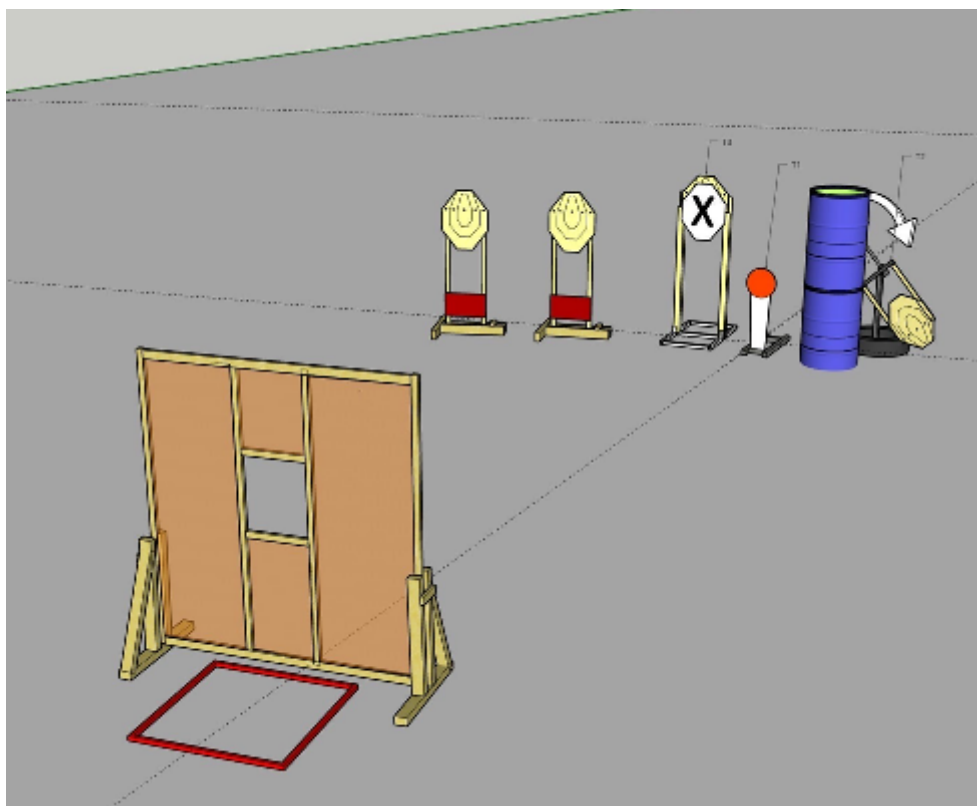


CoF	Comstock - Medium	Points	100 p
Targets	6 paper, 1 popper, 7 plates, Total 14 targets	Min rounds	20
Firearm	Pistol Caliber Carbine	Match-%	8.66%

Procedure	At the start signal engage targets from within the designated area. Stepping plate 1 activates T1, stepping plate 2 activates T2. P7 activates T3, Moving targets are visible at rest.
Starting position	Anywhere within the designated area. Competitor must be standing erect, with the firearm in the ready condition, held in both hands, stock touching the competitor at hip level, barrel parallel to the ground, trigger guard downward, muzzle pointing downrange with the fingers outside the trigger guard.
Firearm ready condition	Loaded - Option 1.
Start on	Audible signal
Stop on	Last shot
Penalties	As per current edition of rules
Safety angles	L/R
Setup notes	



## 8. Stage 8

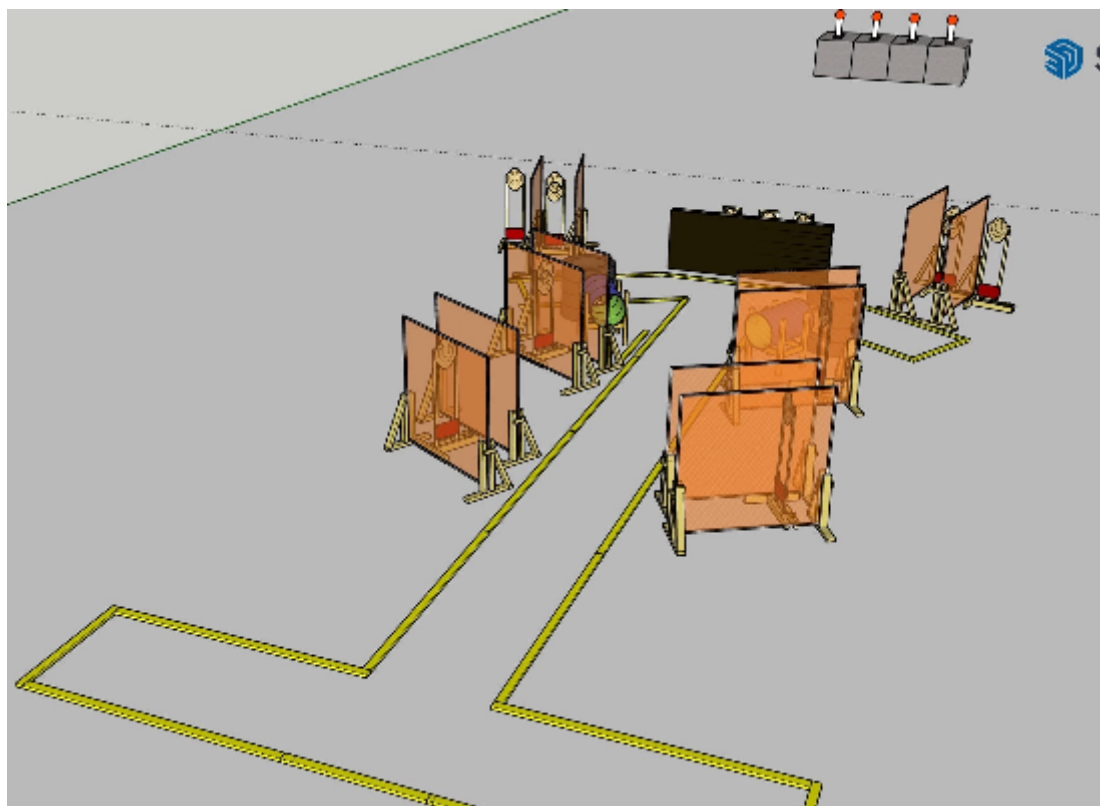


CoF	Comstock - Short	Points	45 p
Targets	4 paper, 1 popper, Total 5 targets	Min rounds	9
Firearm	Pistol Caliber Carbine	Match-%	3.90%

Procedure	At the start signal engage targets from within the designated area. Popper activates T3 and T4. Moving targets are visible at rest.
Starting position	<u>Anywhere within the designated area. Competitor must be standing erect, with the firearm in the ready condition, held in both hands, stock touching the competitor at hip level, barrel parallel to the ground, trigger guard downward, muzzle pointing downrange with the fingers outside the trigger guard.</u>
Firearm ready condition	Loaded - Option 1.
Start on	Audible signal
Stop on	Last shot
Penalties	As per current edition of rules
Safety angles	L/R
Setup notes	



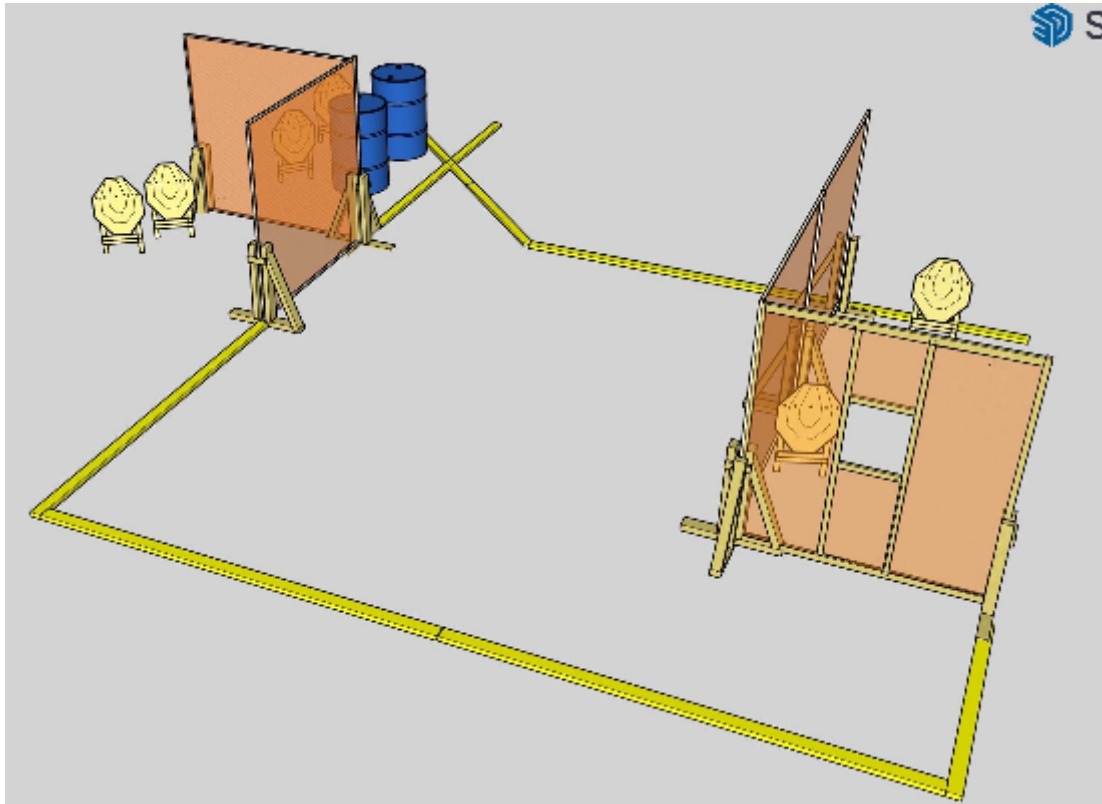
## 9. Stage 9



CoF	Comstock - Long	Points	190 p
Targets	17 paper, 4 plates, Total 21 targets	Min rounds	38
Firearm	Pistol Caliber Carbine	Match-%	16.45%

Procedure	At the start signal engage targets from within the designated area.
Starting position	Anywhere within the designated area. Competitor must be standing erect, with the firearm in the ready condition, held in both hands, stock touching the competitor at hip level, barrel parallel to the ground, trigger guard downward, muzzle pointing downrange with the fingers outside the trigger guard.
Firearm ready condition	Loaded - Option 1.
Start on	Audible signal
Stop on	Last shot
Penalties	As per current edition of rules
Safety angles	L/R
Setup notes	

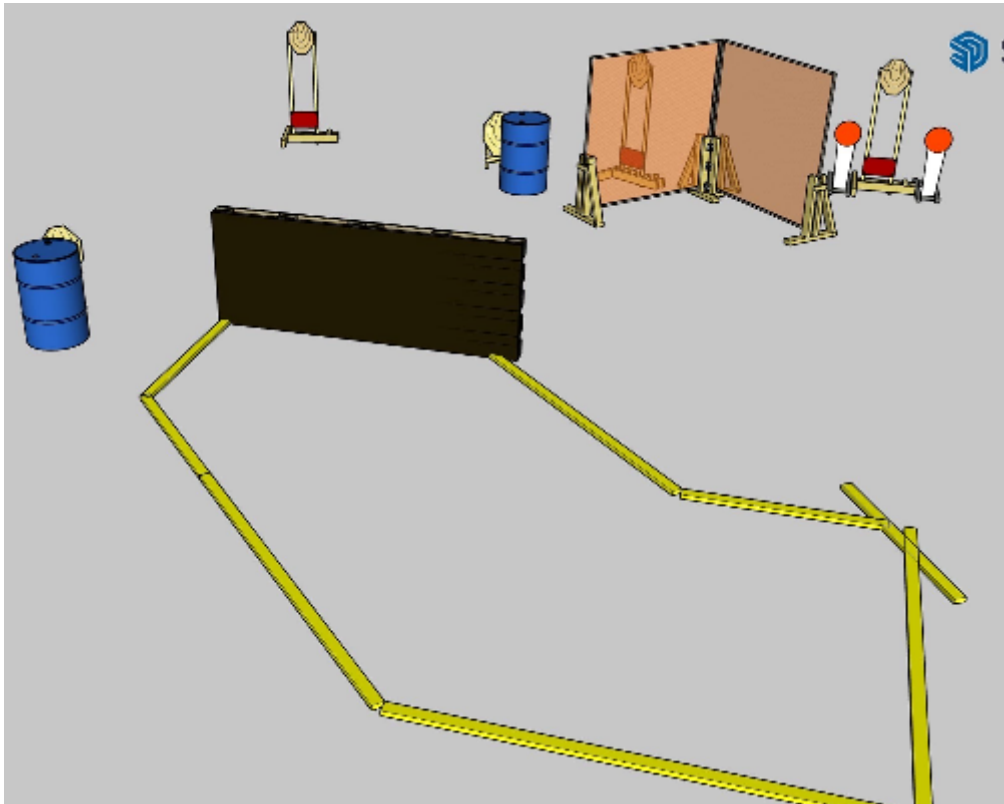
# 10. Stage 10



CoF	Comstock - Short	Points	60 p
Targets	6 paper, Total 6 targets	Min rounds	12
Firearm	Pistol Caliber Carbine	Match-%	5.19%

Procedure	At the start signal engage targets from within the designated area.
Starting position	Anywhere within the designated area. Competitor must be standing erect, with the firearm in the ready condition, held in both hands, stock touching the competitor at hip level, barrel parallel to the ground, trigger guard downward, muzzle pointing downrange with the fingers outside the trigger guard.
Firearm ready condition	Loaded - Option 1.
Start on	Audible signal
Stop on	Last shot
Penalties	As per current edition of rules
Safety angles	L/R
Setup notes	

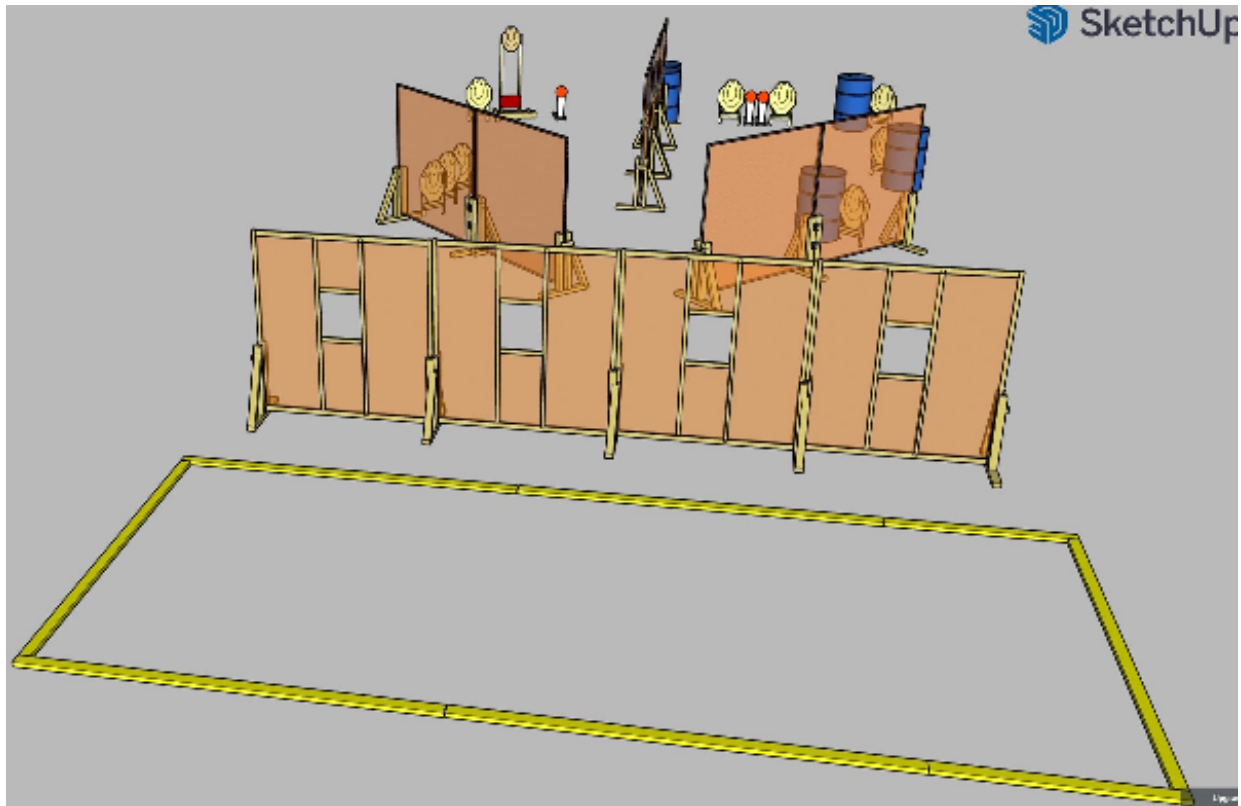
# 11. Stage 11



CoF	Comstock - Short	Points	60 p
Targets	5 paper, 2 popper, Total 7 targets	Min rounds	12
Firearm	Pistol Caliber Carbine	Match-%	5.19%

Procedure	At the start signal engage targets from within the designated area.
Starting position	<u>Anywhere within the designated area. Competitor must be standing erect, with the firearm in the ready condition, held in both hands, stock touching the competitor at hip level, barrel parallel to the ground, trigger guard downward, muzzle pointing downrange with the fingers outside the trigger guard.</u>
Firearm ready condition	Loaded - Option 1.
Start on	Audible signal
Stop on	Last shot
Penalties	As per current edition of rules
Safety angles	L/R
Setup notes	

## 12. Stage 12



CoF	Comstock - Medium	Points	115 p
Targets	10 paper, 3 popper, Total 13 targets	Min rounds	23
Firearm	Pistol Caliber Carbine	Match-%	9.96%

Procedure	At the start signal engage targets from within the designated area.
Starting position	Heels touching marks as demonstrated by RO. Competitor must be standing erect, with the firearm in the ready condition, held in both hands, stock touching the competitor at hip level, barrel parallel to the ground, trigger guard downward, muzzle pointing downrange with the fingers outside the trigger guard.
Firearm ready condition	Loaded - Option 1.
Start on	Audible signal
Stop on	Last shot
Penalties	As per current edition of rules
Safety angles	L/R
Setup notes	