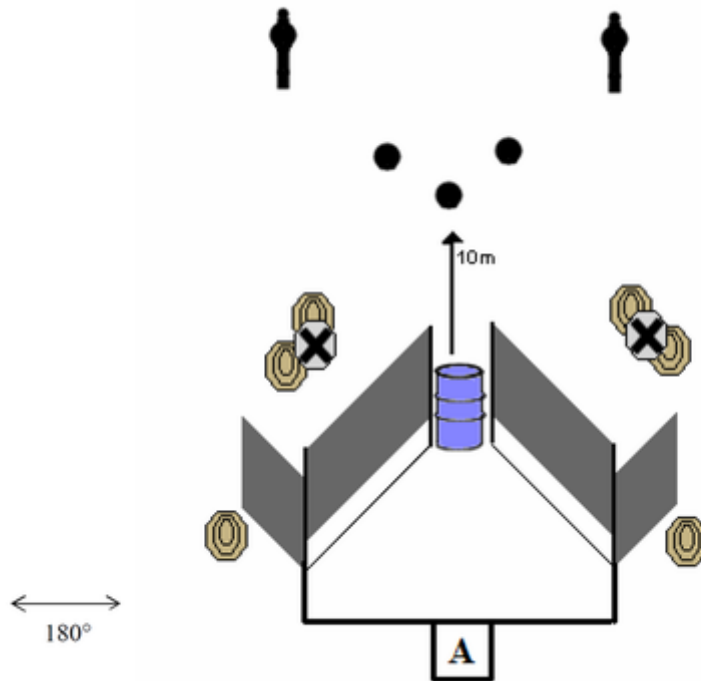


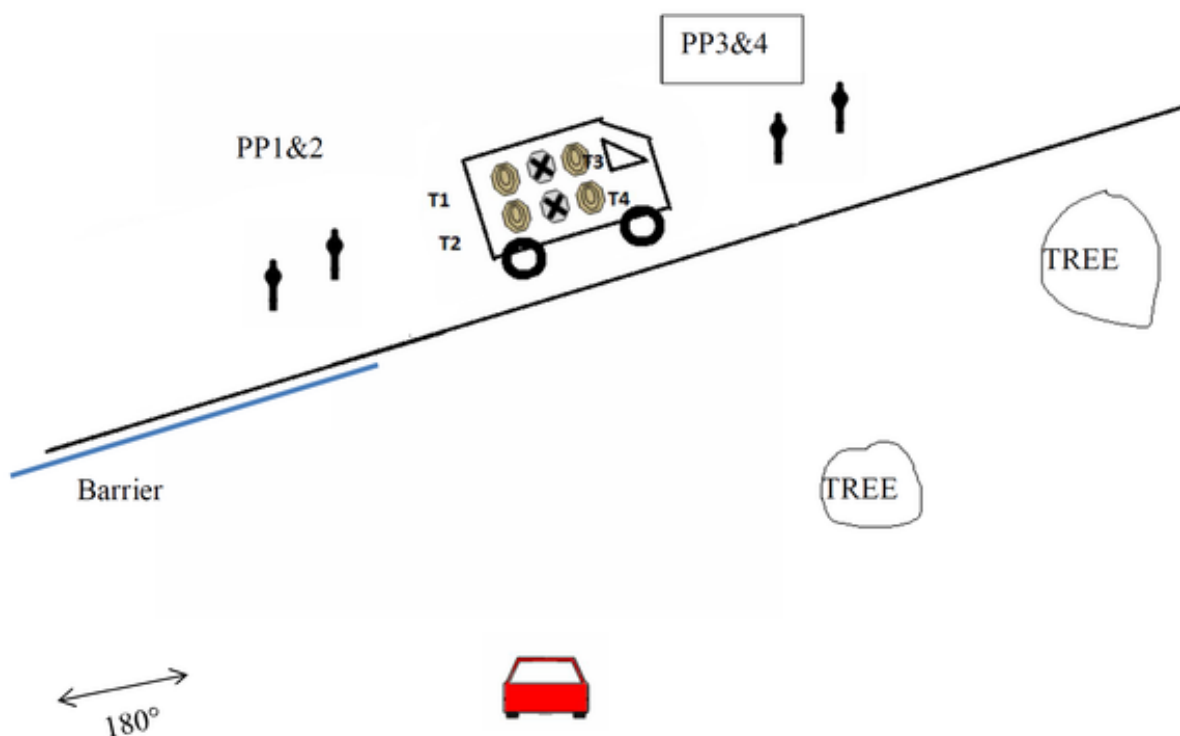
# 1. Akkedis



CoF	Comstock - Medium	Points	85 p
Targets	6 paper, 5 popper, 2 no-shoot, Total 11 targets	Min rounds	17
Firearm	Handgun	Match-%	23.61%

Procedure	On audible signal engage all targets while remaining within the demarcated zone. No shooting over tyre walls, partitions and barriers allowed.
Starting position	Shooter stands in Box A. Gun unloaded and placed on drum. All magazines on belt.
Firearm ready condition	
Start on	Audible signal
Stop on	Last shot
Penalties	As per current edition of rules
Safety angles	L/R
Setup notes	Leave a 400mm gap underneath the barricades for prone shooting

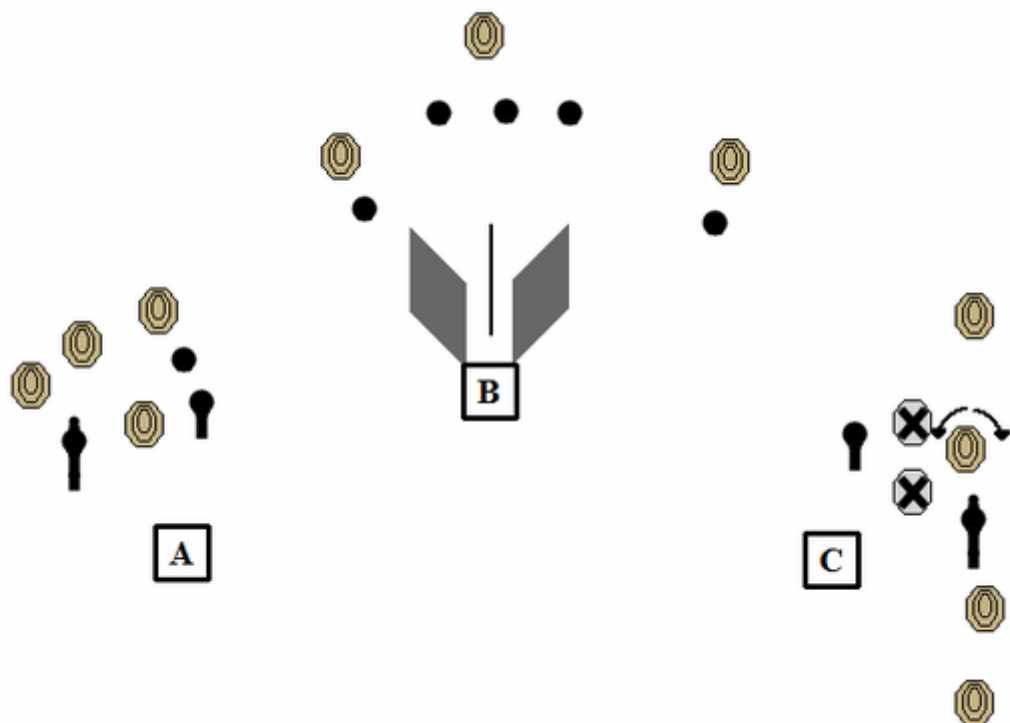
## 2. I can hear you!



CoF	Comstock - Short	Points	60 p
Targets	4 paper, 4 popper, 6 no-shoot, Total 8 targets	Min rounds	12
Firearm	Handgun	Match-%	16.67%

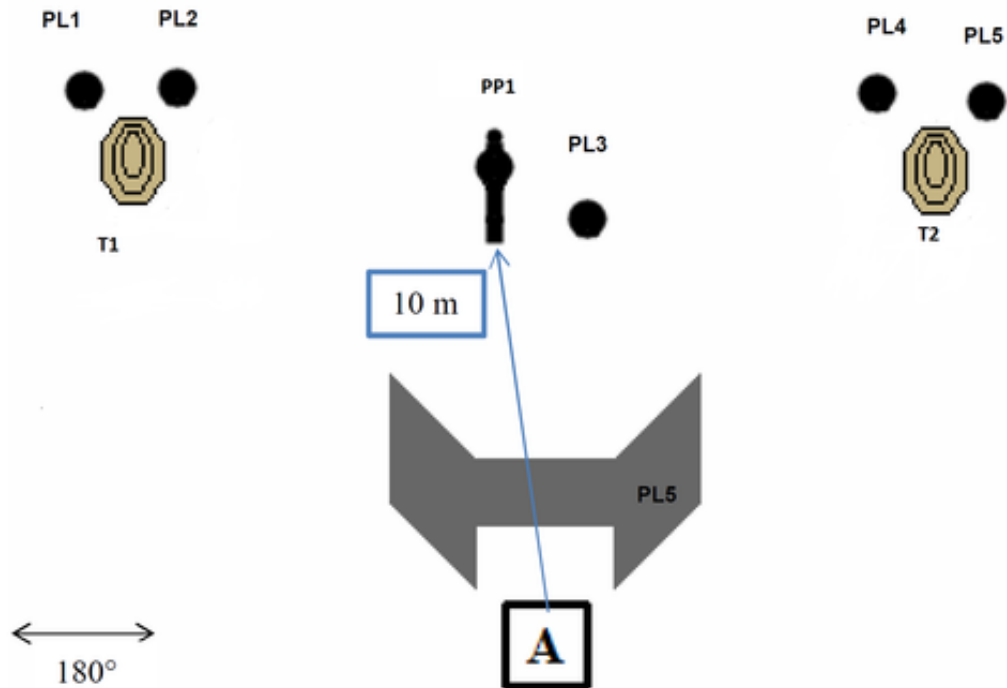
Procedure	<ul style="list-style-type: none"> <li>On audible signal Press button on table to activate Taxi Runner</li> <li>Engage all targets while remaining seated in the "vehicle".</li> <li>No shooting over tyre walls, partitions and barriers allowed.</li> <li>T1-T4 stay visible and carry no drop shot penalties.</li> </ul>
Starting position	Seated in car. Gun is loaded and placed on "passenger seat".
Firearm ready condition	
Start on	Audible signal
Stop on	Last shot
Penalties	As per current edition of rules
Safety angles	L/R
Setup notes	Add non-shoot targets to simulate windscreen that is impenetrable

### 3. Archie's Secret Assault



CoF	Comstock - Long	Points	165 p
Targets	12 paper, 4 popper, 5 plates, 6 no-shoot, Total 21 targets	Min rounds	33
Firearm	Handgun	Match-%	45.83%
Procedure	Engage targets as they become visible.		
Starting position	As per briefing.		
Firearm ready condition			
Start on	Audible signal		
Stop on	Last shot		
Penalties	As per current edition of rules		
Safety angles	L/R		
Setup notes			

## 4. Steel Hammer



CoF	Comstock - Short	Points	50 p
Targets	2 paper, 1 popper, 5 plates, Total 8 targets	Min rounds	10
Firearm	Handgun	Match-%	13.89%

Procedure	On audible signal engage all targets while remaining within the demarcated zone.No shooting over tyre walls, partitions and barriers allowed if present.
Starting position	In Box A. Gun loaded on Table in area X.
Firearm ready condition	
Start on	Audible signal
Stop on	Last shot
Penalties	As per current edition of rules
Safety angles	L/R
Setup notes	Set all steel at least 10 yards from back edge of table. Ensure that popper base is level and securely fixed with pins. All plates on stands.