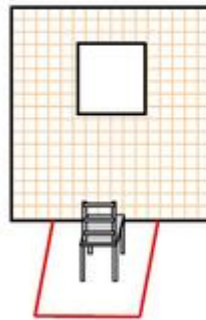
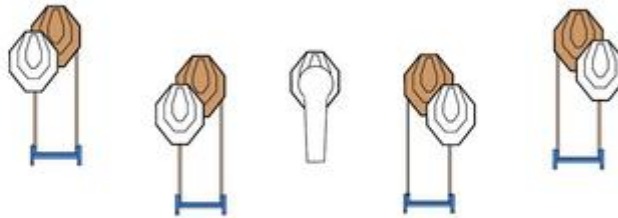


# 1. Hit the Alfazone if you can

Stage 1


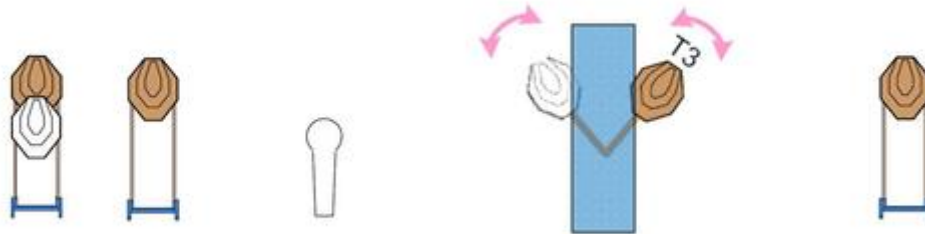


|         |  |            |        |
|---------|--|------------|--------|
| CoF     | Comstock - Short                               | Points     | 45 p   |
| Targets | 4 paper, 1 popper, 5 no-shoot, Total 5 targets | Min rounds | 9      |
| Firearm | Handgun  | Match-%    | 14.29% |

|                         |   |
|-------------------------|---|
| Procedure               | On start signal engage all targets in freestyle order within the designated area. Steel must fall to score. |
| Starting position       | Sitting on chair. Hands on knees. Gun loaded and holstered.   |
| Firearm ready condition |   |
| Start on                | Audible signal  |
| Stop on                 | Last shot   |
| Penalties               | As per current edition of rules   |
| Safety angles           | Red and white ribbon on the wall  |
| Setup notes             | Avstand ca 15 meter   |

## 2. Happy swinger

Stage 2

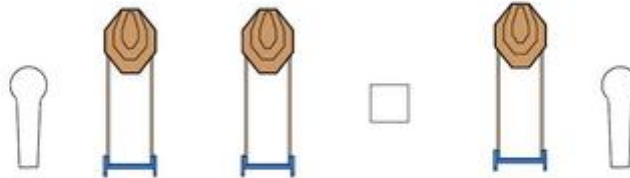


|         |  |            |        |
|---------|--|------------|--------|
| CoF     | Comstock - Short                               | Points     | 45 p   |
| Targets | 4 paper, 1 popper, 2 no-shoot, Total 5 targets | Min rounds | 9      |
| Firearm | Handgun  | Match-%    | 14.29% |

|                         |  |
|-------------------------|--|
| Procedure               | On start signal engage all targets in freestyle order within the designated area. PP release the swinger. PP must fall to score. |
| Starting position       | Standing normal in designated area. Hands at sides. Gun loaded and holstered.  |
| Firearm ready condition |  |
| Start on                | Audible signal   |
| Stop on                 | Last shot  |
| Penalties               | As per current edition of rules  |
| Safety angles           | Red and white ribbon on the wall   |
| Setup notes             | Avstand ca 12 meter  |

# 3. The challenge

## Stage 3

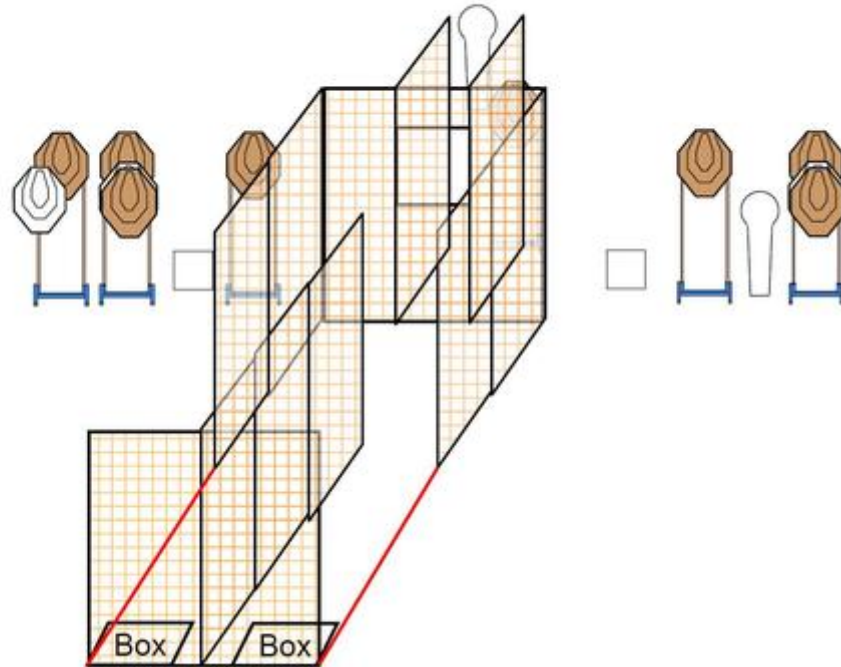


|         |  |            |        |
|---------|--|------------|--------|
| CoF     | Comstock - Short                             | Points     | 45 p   |
| Targets | 3 paper, 2 popper, 1 plates, Total 6 targets | Min rounds | 9      |
| Firearm | Handgun                                      | Match-%    | 14.29% |

|                         |   |
|-------------------------|---|
| Procedure               | On start signal engage all targets in freestyle order within the designated area. Strong hand only. |
| Starting position       | Sitting on chair. Hands on knees. Gun unloaded laying flat on table. All magazines on table.        |
| Firearm ready condition |   |
| Start on                | Audible signal  |
| Stop on                 | Last shot   |
| Penalties               | As per current edition of rules   |
| Safety angles           | Red and white ribbon on the wall.   |
| Setup notes             | Avstand ca 17 meter   |

## 4. Start left or right?

### Stage 4

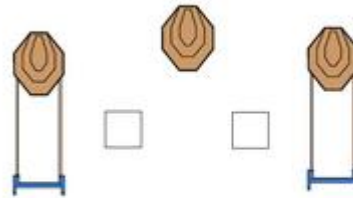


|         |   |            |        |
|---------|---|------------|--------|
| CoF     | Comstock - Medium   | Points     | 100 p  |
| Targets | 8 paper, 2 popper, 2 plates, 3 no-shoot, Total 12 targets | Min rounds | 20     |
| Firearm | Handgun   | Match-%    | 31.75% |

|                         |   |
|-------------------------|---|
| Procedure               | On start signal engage all targets in freestyle order within the designated area. Steel must fall to score. |
| Starting position       | Standing relaxed in box. Hands at sides. Gun loaded and holstered.  |
| Firearm ready condition |   |
| Start on                | Audible signal  |
| Stop on                 | Last shot   |
| Penalties               | As per current edition of rules   |
| Safety angles           | Red and white ribbon on the wall  |
| Setup notes             | Avstand ca 10 meter   |

# 5. Are you weak?

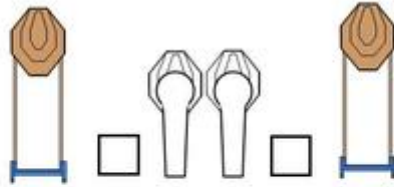
## Stage 5



|         |                                    |            |        |
|---------|------------------------------------|------------|--------|
| CoF     | Comstock - Short                   | Points     | 40 p   |
| Targets | 3 paper, 2 plates, Total 5 targets | Min rounds | 8      |
| Firearm | Handgun                            | Match-%    | 12.70% |

|                         |  |
|-------------------------|--|
| Procedure               | On start signal engage all targets in freestyle order within the designated area. Weak hand only.    |
| Starting position       | Sitting on chair. Hand on knees. Gun loaded and secured laying flat on table. All magazines on table |
| Firearm ready condition |  |
| Start on                | Audible signal   |
| Stop on                 | Last shot  |
| Penalties               | As per current edition of rules  |
| Safety angles           | Red and white ribbon on the wall   |
| Setup notes             | Avstand ca 10 meter  |

## 6. Steel must fall



|         |  |            |        |
|---------|--|------------|--------|
| CoF     | Comstock - Short   | Points     | 40 p   |
| Targets | 2 paper, 2 popper, 2 plates, 2 no-shoot, Total 6 targets | Min rounds | 8      |
| Firearm | Handgun  | Match-%    | 12.70% |

|                         |   |
|-------------------------|---|
| Procedure               | On startsignal engage all targets freesyle order within the designated area.  |
| Starting position       | Standing relaxed in box. Hands folded on top of head. Gun loaded & holstered. |
| Firearm ready condition |   |
| Start on                | Audible signal  |
| Stop on                 | Last shot   |
| Penalties               | As per current edition of rules   |
| Safety angles           | Red and white ribbon on the wall  |
| Setup notes             | Ca 13 meter   |