

1. Stage 1 - Have a seat

No image

CoF	Comstock - Short	Points	55 p
Targets	3 paper, 5 popper, Total 8 targets	Min rounds	11
Firearm	Handgun	Match-%	7.48%

Procedure	Engage all targets as they become visible. Popper p1 activates swinger s1, popper p2 activates swinger s2. Both is visible at rest.
Starting position	Sitting on chair as demonstrated by RO
Firearm ready condition	GLAH / Option 1
Start on	Audible signal
Stop on	Last shot
Penalties	As per current edition of rules
Safety angles	L90 - R Marker
Setup notes	Mini poppers


2. Stage 2

No image

CoF	Comstock - Medium	Points	95 p
Targets	9 paper, 1 popper, Total 10 targets	Min rounds	19
Firearm	Handgun	Match-%	12.93%

Procedure	Engage all targets as they become visible.
Starting position	Anywhere within demarcated area
Firearm ready condition	GLAH / option 1
Start on	Audible signal
Stop on	Last shot
Penalties	As per current edition of rules
Safety angles	L marker - R 90
Setup notes	Vanlig popper

3. Stage 3



CoF	Comstock - Short	Points	60 p
Targets	5 paper, 2 popper, Total 7 targets	Min rounds	12
Firearm	Handgun	Match-%	8.16%

Procedure	Engage all targets as they become visible. Popper P1 activates Swinger S1 and Popper P2 activates Swinger S2. Both is visible at rest		
Starting position	Anywhere within demarcated area		
Firearm ready condition	GLAH / Option 1		
Start on	Audible signal		
Stop on	Last shot		
Penalties	As per current edition of rules		
Safety angles	L/R Marks		
Setup notes	1 IPSC skive, 4 Mini IPSC skive og 2 mini poppere		


4. Stage 4

No image

CoF	Comstock - Long	Points	155 p
Targets	13 paper, 1 popper, 4 plates, Total 18 targets	Min rounds	31
Firearm	Handgun	Match-%	21.09%

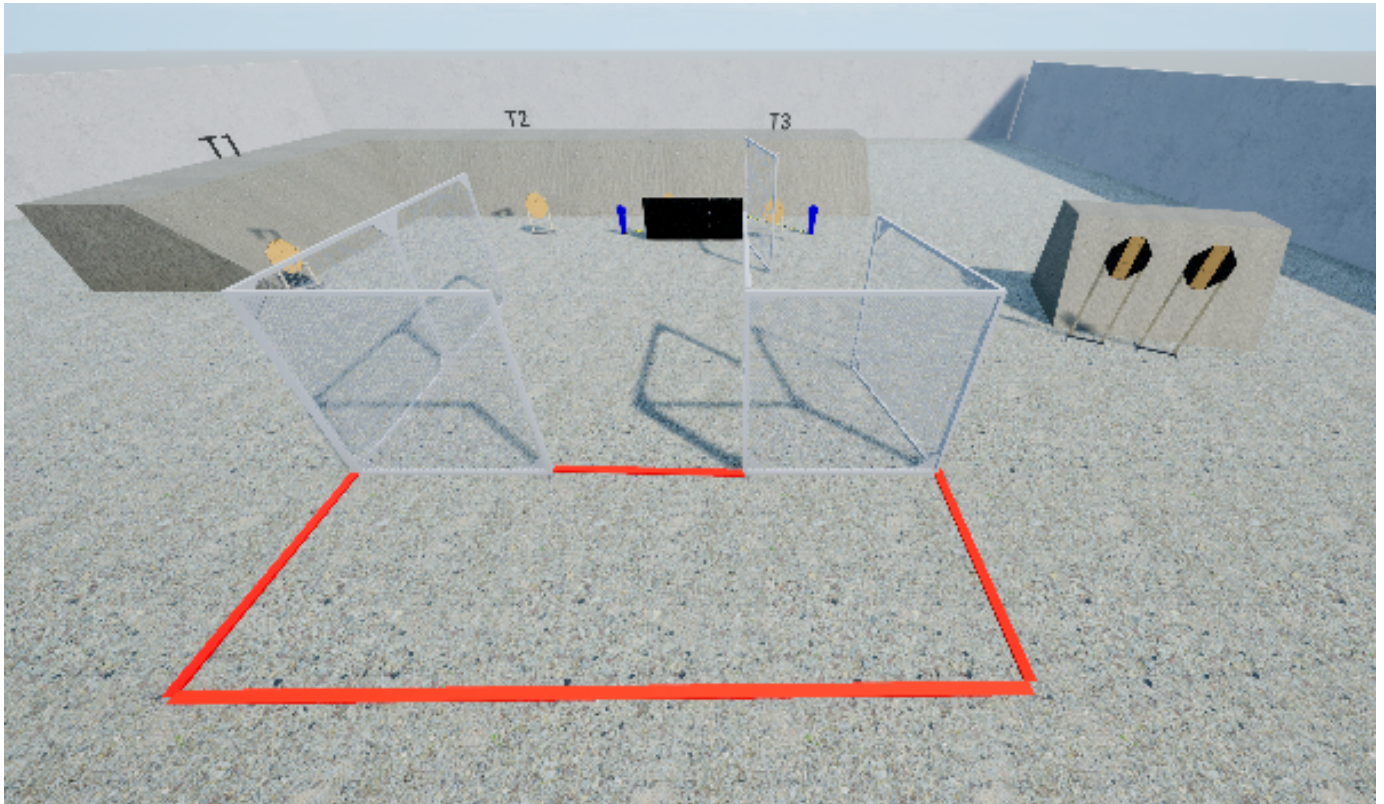
Procedure	Engage all targets as they become visible. Stamp plate activates Bobber B1 and Popper P1 activates Swinger S1. Both is visible at rest.
Starting position	Anywhere within demarcated area
Firearm ready condition	GLAH / Option 1
Start on	Audible signal
Stop on	Last shot
Penalties	As per current edition of rules
Safety angles	L/R
Setup notes	

5. Stage 5



CoF	Comstock - Medium	Points	120 p
Targets	8 paper, 8 plates, Total 16 targets	Min rounds	24
Firearm	Handgun	Match-%	16.33%
Procedure	Engage all targets as they become visible		
Starting position	Anywhere within the demarcated area		
Firearm ready condition	GLH / option 1		
Start on	Audible signal		
Stop on	Last shot		
Penalties	As per current edition of rules		
Safety angles	L/R marks		
Setup notes			


6. Stage 6



CoF	Comstock - Medium	Points	80 p
Targets	7 paper, 2 popper, 1 no-shoot, Total 9 targets	Min rounds	16
Firearm	Handgun	Match-%	10.88%

Procedure	Engage all targets as they become visible. Popper p1 releases swinger s1. Popper p2 releases clamshell CL1. Swinger and clamshell are visible at rest
Starting position	Anywere within demarcated area
Firearm ready condition	GLH / Option 1
Start on	Audible signal
Stop on	Last shot
Penalties	As per current edition of rules
Safety angles	L/R marks
Setup notes	

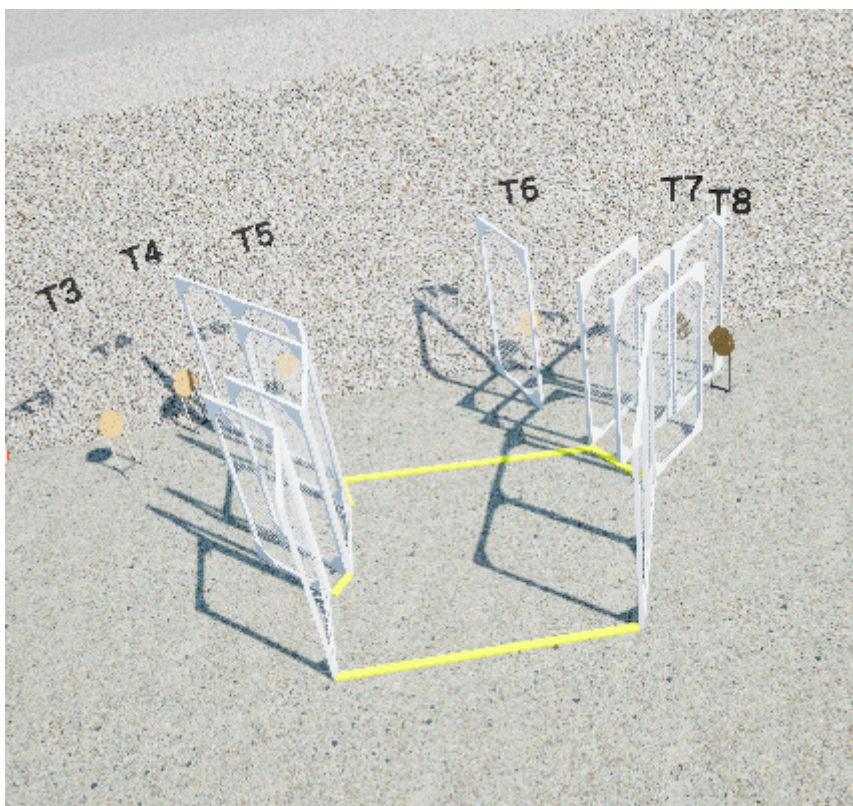
7. Stage 7



CoF	Comstock - Short	Points	50 p
Targets	4 paper, 2 popper, Total 6 targets	Min rounds	10
Firearm	Handgun	Match-%	6.80%

Procedure	Engage all targets as they become visible. Popper P1 releases swinger S1. Popper p2 releases Clamshell C1. Swinger and clamshell is visible at rest.
Starting position	Anywhere within demarcated area
Firearm ready condition	GLH, chamber empty / option 2
Start on	Audible signal
Stop on	Last shot
Penalties	As per current edition of rules
Safety angles	L/R Marks
Setup notes	4 IPSC Skiver + 1 NS

8. Stage 8



CoF	Comstock - Medium	Points	120 p
Targets	12 paper, Total 12 targets	Min rounds	24
Firearm	Handgun	Match-%	16.33%

Procedure	Engage all targets as they become visible
Starting position	Anywhere within demarcated area
Firearm ready condition	GLH / Option 1
Start on	Audible signal
Stop on	Last shot
Penalties	As per current edition of rules
Safety angles	L/R Marks
Setup notes	12 IPSC mini Skiver.